



US00D714072S

(12) **United States Design Patent**
Nadeau et al.

(10) **Patent No.:** **US D714,072 S**

(45) **Date of Patent:** **** Sep. 30, 2014**

(54) **DIAPER CHANGING PAD**

(71) Applicant: **Flocast, LLC**, Dolgeville, NY (US)

(72) Inventors: **Ross Richard Nadeau**, Frankfort, NY (US); **Andrew Adolph Reimer**, Newport, NY (US)

(73) Assignee: **Flocast, LLC**, Dolgeville, NY (US)

(**) Term: **14 Years**

(21) Appl. No.: **29/446,075**

(22) Filed: **Feb. 20, 2013**

(51) **LOC (10) Cl.** **06-02**

(52) **U.S. Cl.**

USPC **D6/390**; D6/596

(58) **Field of Classification Search**

USPC D6/331, 333, 385, 390, 391, 718, 595, D6/596, 601; 5/93.1, 98.1, 98.2, 99.1, 101, 5/105, 655; D23/278; D30/118

See application file for complete search history.

(56) **References Cited**

U.S. PATENT DOCUMENTS

| | | | | | |
|--------------|------|--------|--------------|-------|--------|
| 5,392,785 | A * | 2/1995 | Donahue | | 5/655 |
| D370,586 | S * | 6/1996 | Olah | | D6/601 |
| D610,853 | S * | 3/2010 | Straub | | D6/601 |
| D612,629 | S * | 3/2010 | Gower et al. | | D6/390 |
| 2006/0150323 | A1 * | 7/2006 | Daeseleire | | 5/93.1 |

* cited by examiner

Primary Examiner — Janice Seeger

(74) *Attorney, Agent, or Firm* — Rothwell, Figg, Ernst & Manbeck, P.C.

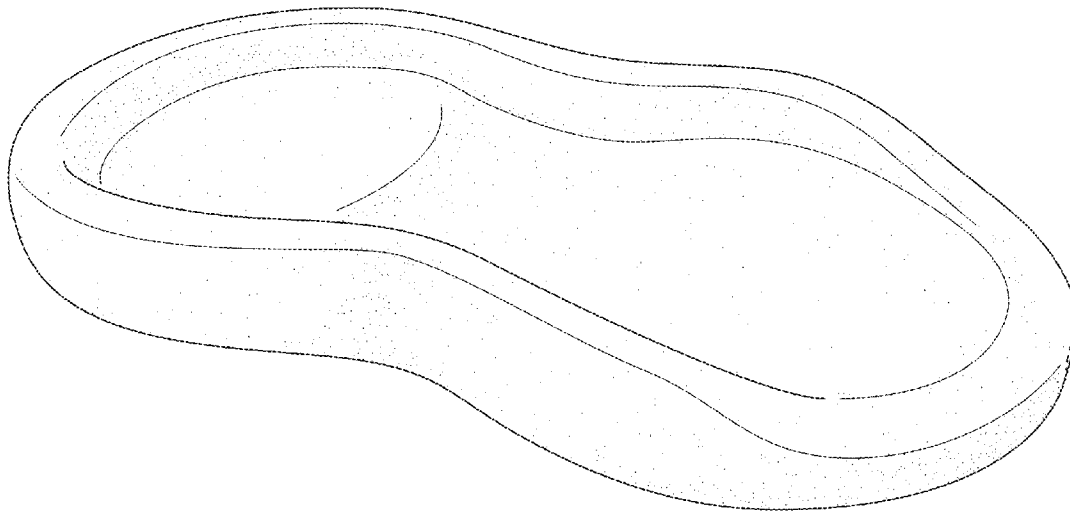
(57) **CLAIM**

The ornamental design for a diaper changing pad, as shown and described.

DESCRIPTION

FIG. 1 shows a perspective view of the diaper changing pad; FIG. 2 shows a front elevation view thereof; FIG. 3 shows a rear elevation view of hereof; FIG. 4 shows a left side elevation view of thereof; FIG. 5 shows a right side elevation of thereof; FIG. 6 shows a top plan view of thereof; and, FIG. 7 shows a bottom plan view of thereof. The broken lines are for environmental purposes only and form no part of the claimed design.

1 Claim, 7 Drawing Sheets



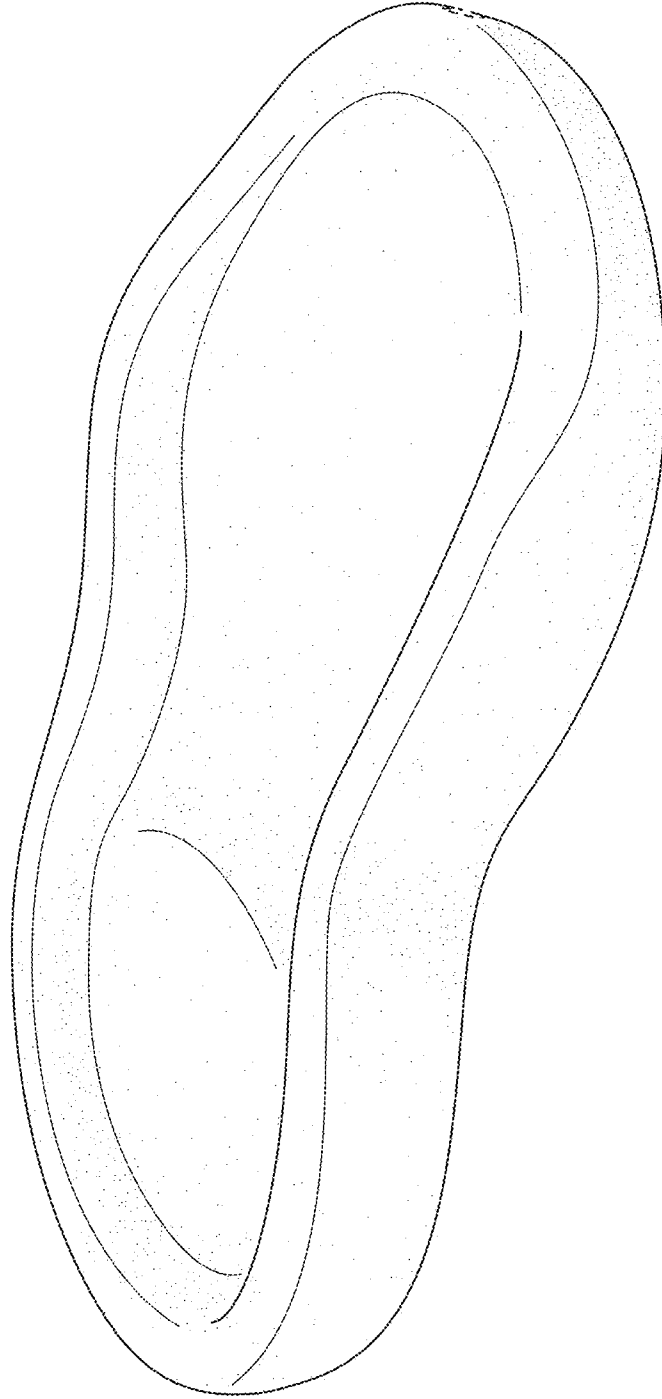


FIG. 1

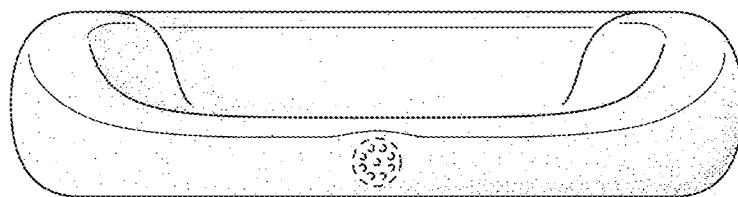


FIG. 2

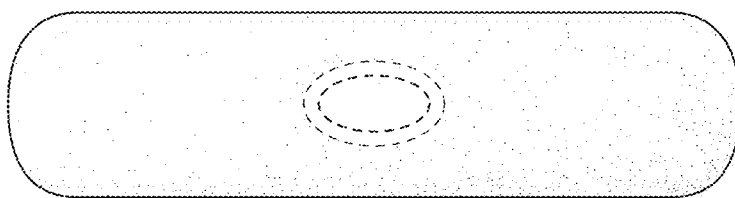


FIG. 3




FIG. 4




FIG. 5

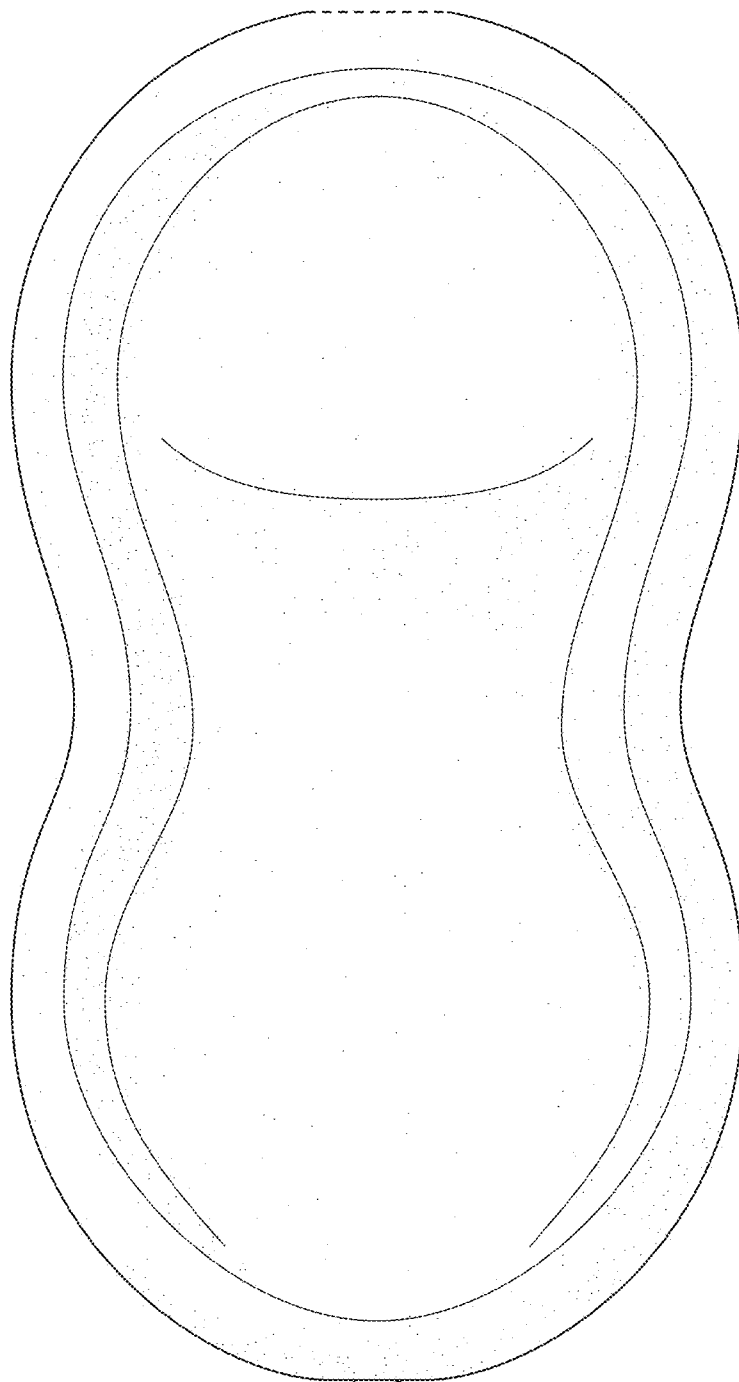


FIG. 6




FIG. 7