



US00D433059S

# United States Patent [19]

[11] Patent Number: **Des. 433,059**

**Okumura et al.**

[45] Date of Patent: **\*\* Oct. 31, 2000**

[54] **ELECTRONIC CALCULATOR WITH SOLAR CELL**

D. 309,623	7/1990	Sawada et al.	.....	D18/7
D. 312,833	12/1990	Kobayashi	.....	D18/7
D. 314,396	2/1991	Hayashi	.....	D18/7

[75] Inventors: **Makiko Okumura; Tamiko Kuwahara**, both of Nara-ken, Japan

*Primary Examiner*—Caron D. Veynar  
*Attorney, Agent, or Firm*—Nixon & Vanderhye

[73] Assignee: **Sharp Kabushiki Kaisha**, Osaka, Japan

[\*\*] Term: **14 Years**

### [57] CLAIM

[21] Appl. No.: **29/113,686**

The ornamental design for a “electronic calculator with solar cell”, as shown and described.

[22] Filed: **Nov. 10, 1999**

### DESCRIPTION

#### [30] Foreign Application Priority Data

May 10, 1999 [JP] Japan ..... 11-12254

FIG. 1 is a top, front and right side perspective view of an electronic calculator with solar cell according to our design; FIG. 2 is a top plan view thereof; FIG. 3 is a front elevational view thereof; FIG. 4 is a rear elevational view thereof; FIG. 5 is a bottom plan view thereof; FIG. 6 is a right side elevational view thereof; and, FIG. 7 is a left side elevational view thereof.

[51] **LOC (7) Cl.** ..... **18-01**

[52] **U.S. Cl.** ..... **D18/7**


[58] **Field of Search** ..... D18/2, 6, 7, 11, D18/12; 235/61 R; 364/706-710

#### [56] References Cited

##### U.S. PATENT DOCUMENTS

D. 257,976 1/1981 Schmidt ..... D18/7 X

**1 Claim, 4 Drawing Sheets**



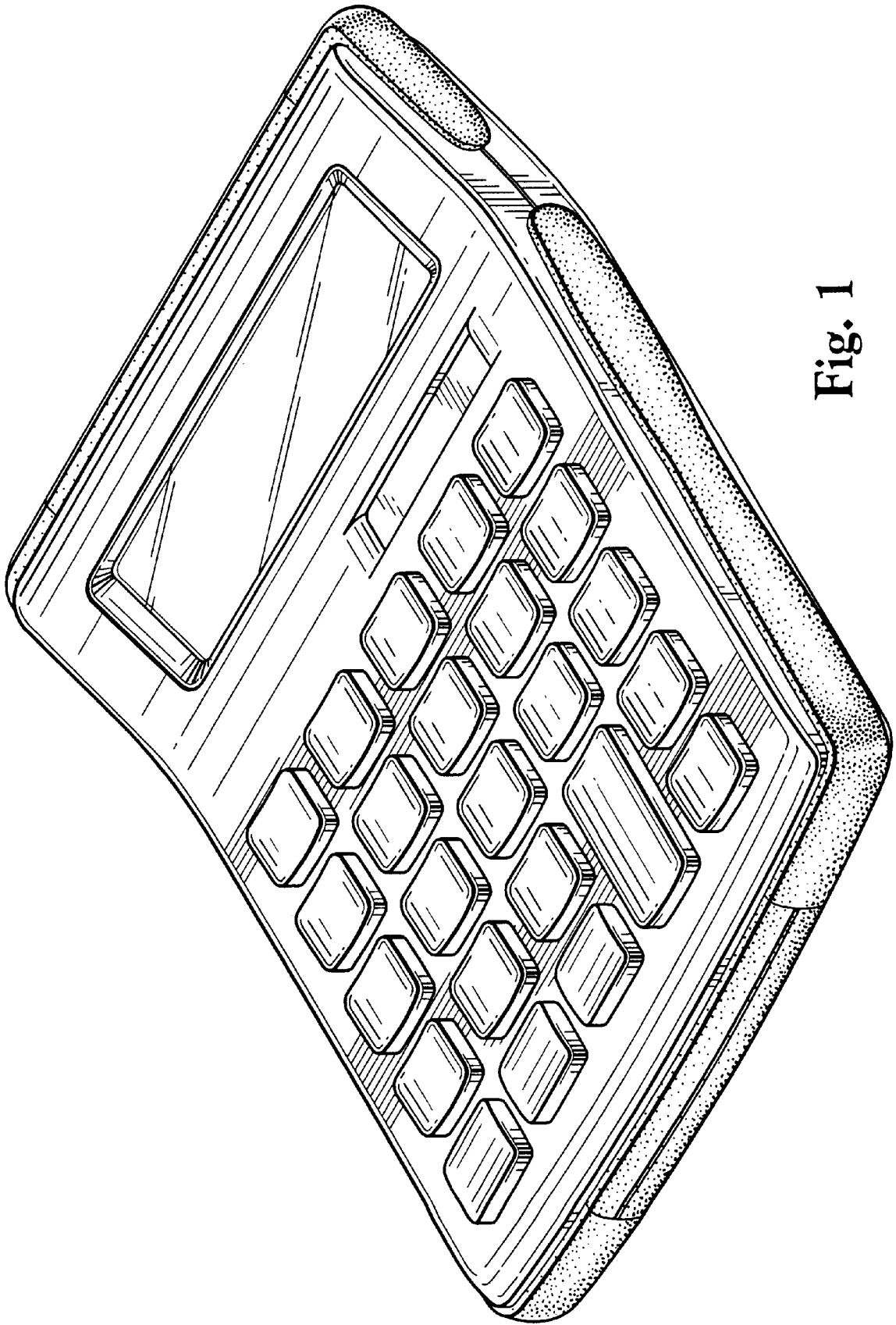


Fig. 1

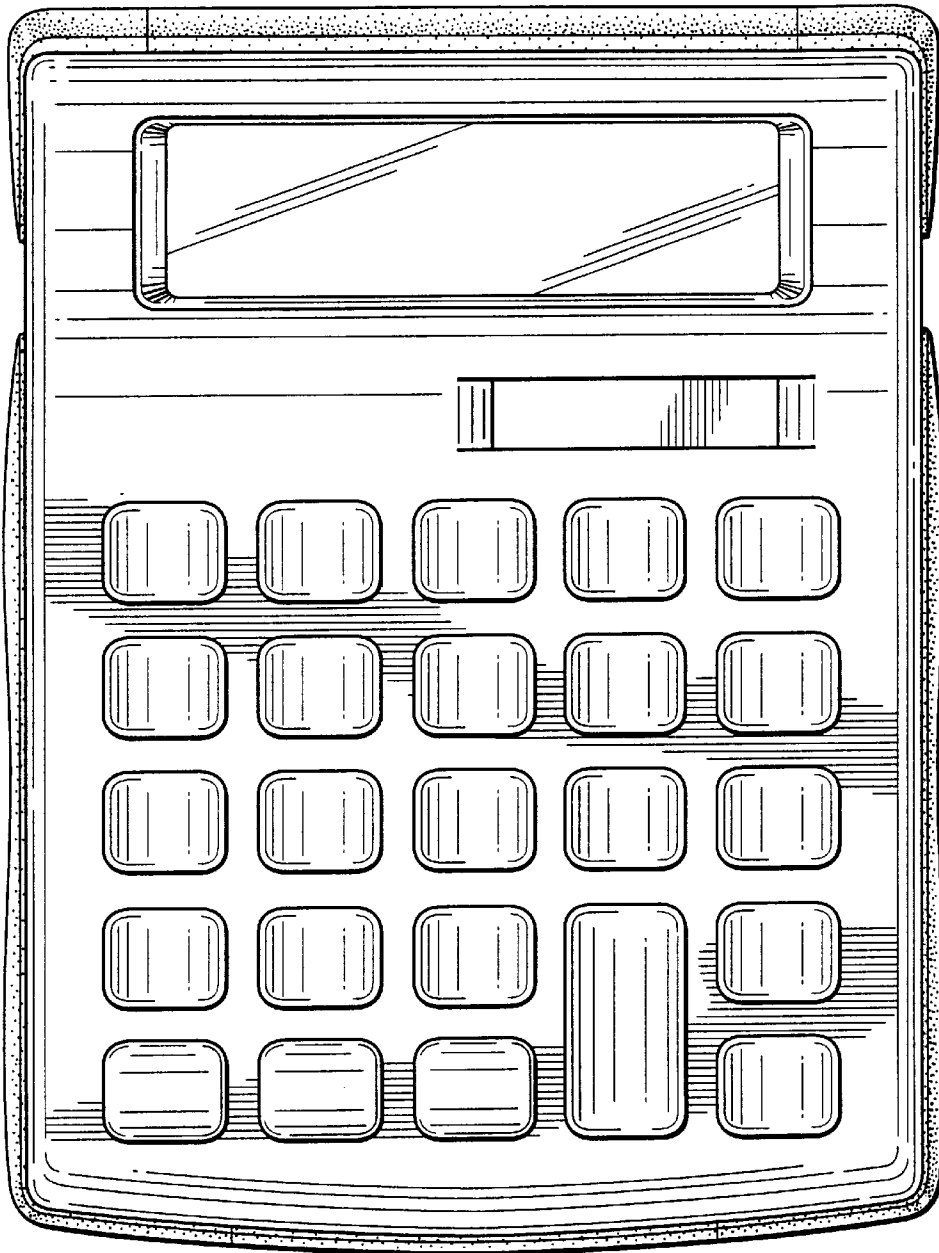


Fig.2




Fig.3

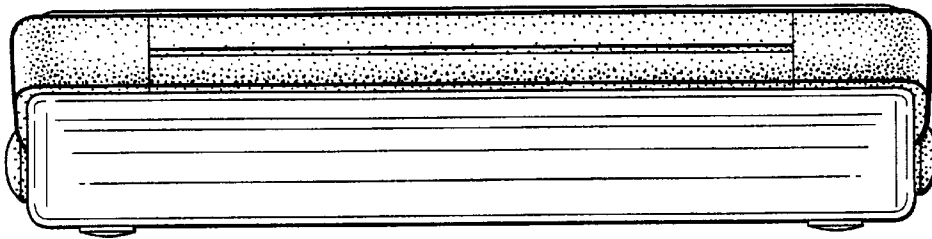


Fig. 4

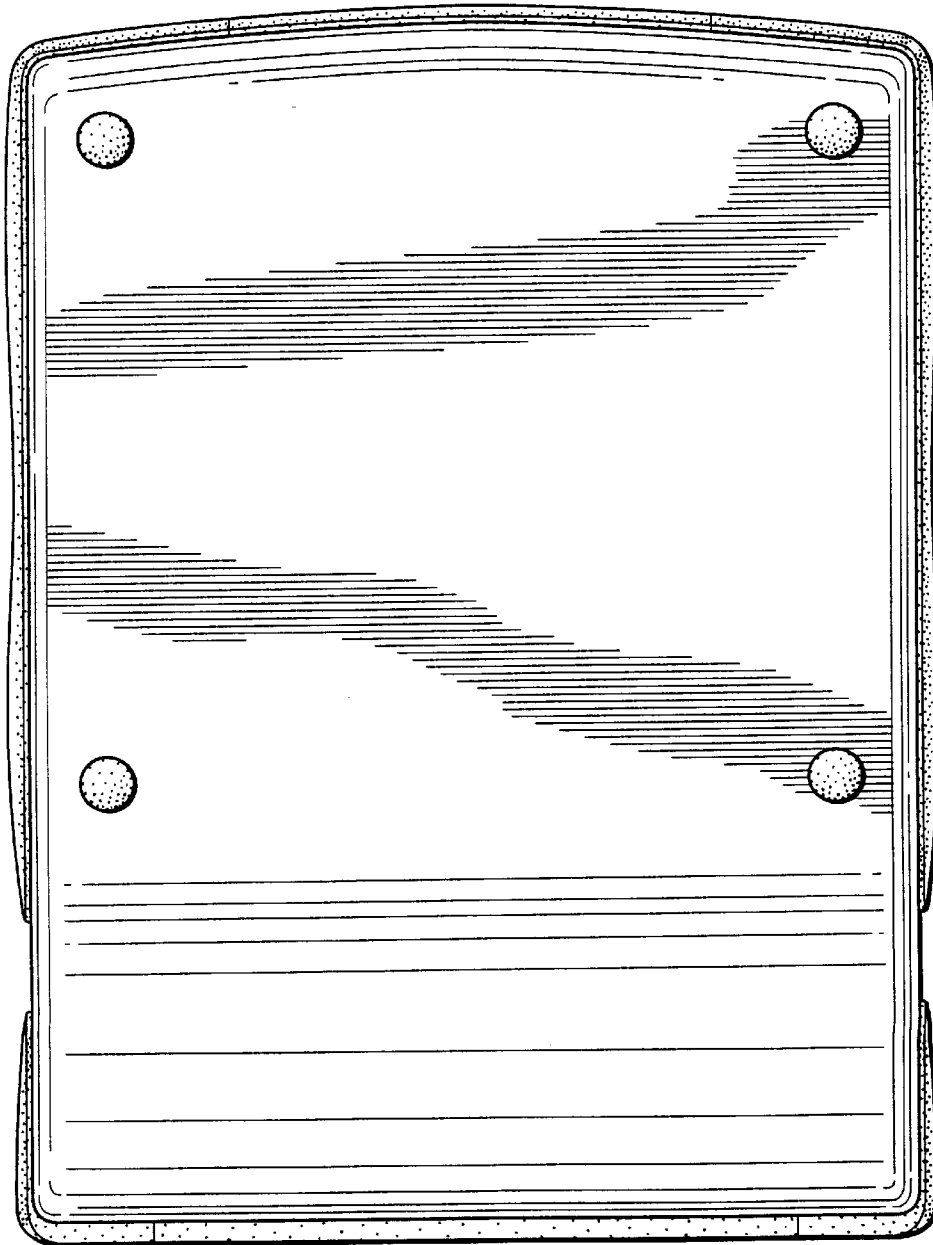


Fig. 5

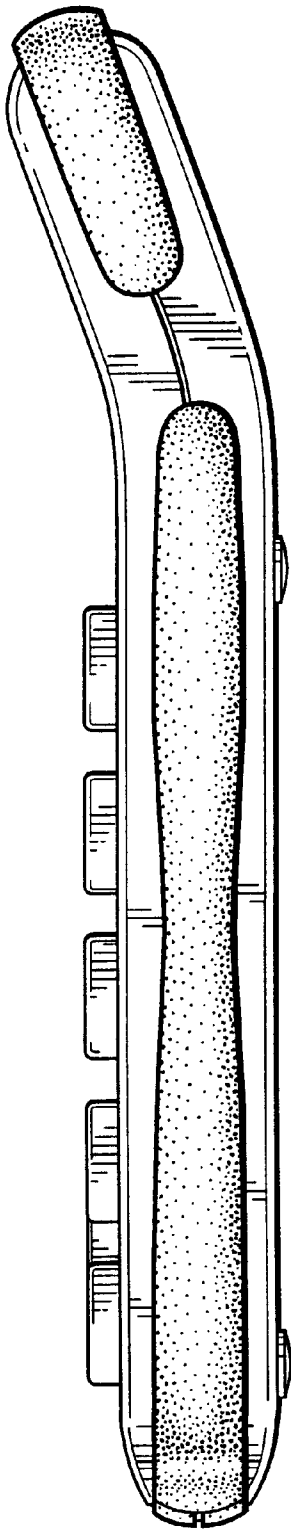


Fig. 6

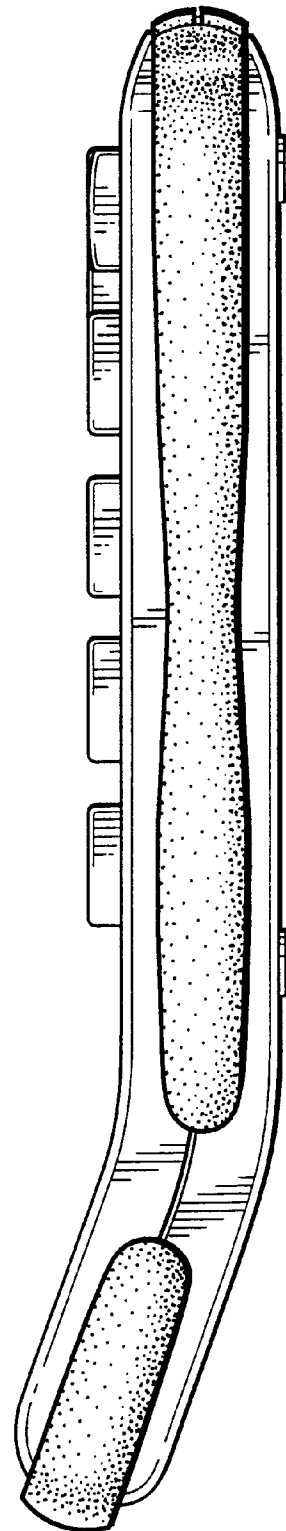


Fig. 7