United States Patent [19]

Rotolo

[11] **3,892,413**

[45] **July 1, 1975**

[54] **GOLF COURSE PLAYING METHOD**

[76] Inventor: **Frank J. Rotolo,** 1515 E. Broadway, Tucson, Ariz. 85719

[22] Filed: **Mar. 2, 1973**

[21] Appl. No.: **337,743**

Related U.S. Application Data

[62] Division of Ser. No. 59,992, July 31, 1970, Pat. No. 3,719,361.

[52] **U.S. Cl.** ..... **273/176 AB**

[51] **Int. Cl.** **A63b 69/36;** A63b 67/02

[58] **Field of Search** 273/176, 32, 35

[56] **References Cited**

UNITED STATES PATENTS

2,455,806	12/1948	Reach	273/176 A
2,550,480	4/1951	Hubbard	273/176 AB X
2,846,229	8/1958	Morris	273/176 AB
3,348,846	10/1967	Atchison	273/176 E
3,719,361	3/1973	Rotolo	273/176 AB

Primary Examiner—George J. Marlo

Attorney, Agent, or Firm—Walter Kruger; Joseph F. Brisebois

[57] **ABSTRACT**

A golf course with an improved layout of tees and greens and including spectator stands extending along and at least partially around the golf course area. The layout of the course provides for regulation play on a relatively small area of ground compared to conventional regulation golf courses. The distance from tee to green for any hole is no greater than slightly more than the distance a tournament player can drive the ball from the tee. Players travelling from tee to green travel along a walkway surrounding the course and hence, the usual fairway and rough areas are unobstructed by players so several groups can tee off from the same tee in quick succession. Since each player plays the ball from its lie adjacent the green, play on the course is the same as play on conventional regulation courses. In the preferred embodiment, the course is of circular outline and the tees and greens are so arranged that the play is generally across the course along a diameter of the course. The course can also be elliptical, rectangular, polygonal or square in outline. Signal lights can be provided on each green to indicate to players on the tee that the green is clear and it is safe for them to hit their tee shots.

3 Claims, 4 Drawing Figures

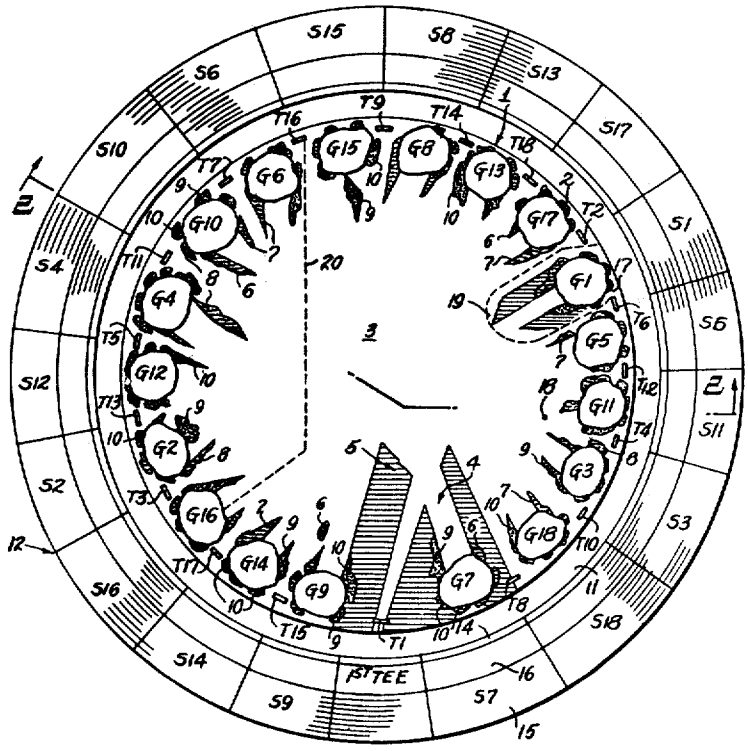

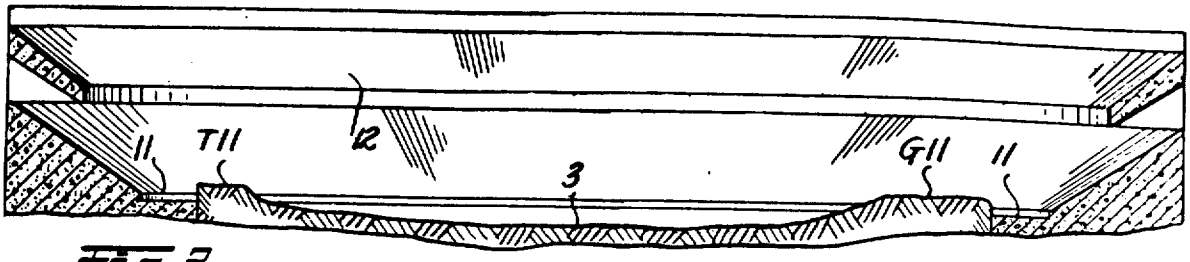

Fig. 2.

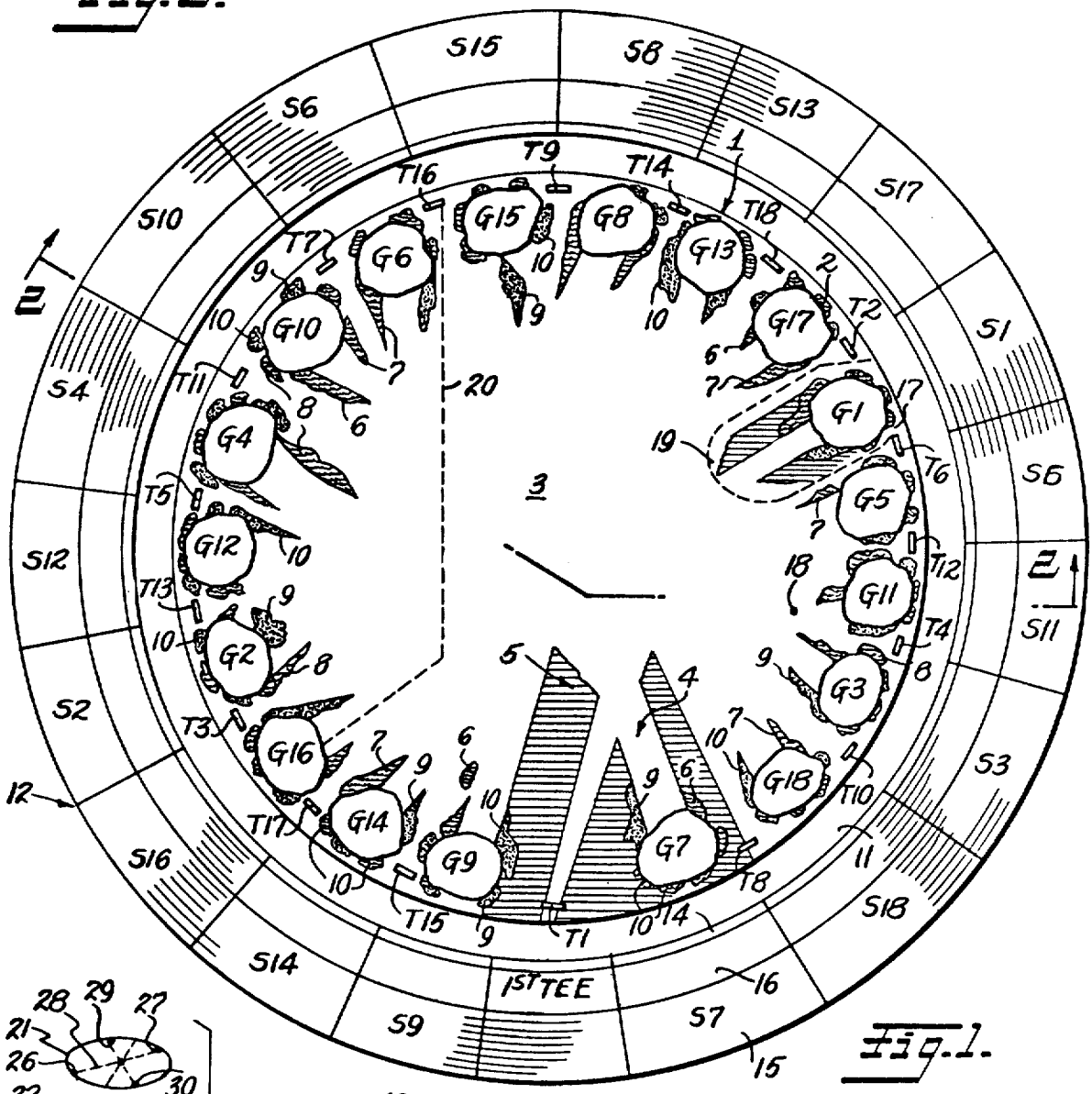

Fig. 1.

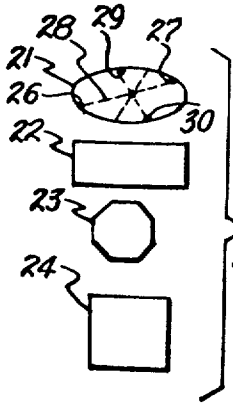

Fig. 3.

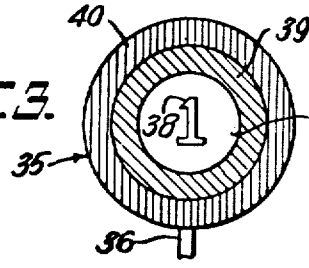

Fig. 4.

GOLF COURSE PLAYING METHOD

This is a division of application Ser. No. 59,992, filed July 31, 1970, now U.S. Pat. No. 3,719,361.

This invention relates generally to an improved golf course layout, and more particularly to an improved golf course layout with improved spectator viewing of tournament play.

More particularly, this invention relates to a golf course which is relatively compact compared with presently known championship or tournament type golf courses, and which enables spectators to view the play at several greens and tees from a single location. Advantageously, spectators at preferred locations relative to the golf course of this invention, can view the play at all greens or tees of the entire golf course.

Known regulation and championship type golf courses have a tee area, a fairway, and green for each hole to be played. In the championship type golf courses there are, of course, 18 holes to be played, and the fairways for each hole are completely separate and distinct from each other so there is no need to play across a fairway of another hole. While such a layout makes the play more interesting from the standpoint of the players, the associated rough, water hazards, and trees usually found on such courses make spectator viewing of the play extremely difficult, and seating for the spectators is usually provided only at the greens for certain holes, in most instances, only the 18 th hole where the outcome of the tournament is frequently determined. Hence, even though existing championship courses require several hundred acres of area, spectators are frequently unable to view play on the course without rushing from one area to another to follow the play of a favored golfer. To facilitate viewing of play by as many spectators as is possible, the golf course of this invention is advantageously free of trees or other elevated obstructions which could interfere with spectator viewing of the golf course from elevated seating areas surrounding the course.

In accordance with the preferred embodiment of this invention, the golf course has a closed body like configuration which may be of any desired outline, for example, circular, elliptical, rectangular, square, or polygonal. The greens are arranged along the border or outside of the course and advantageously surround the course at least partially. Tee areas for the several greens (in the preferred embodiment there are 18 greens and 18 tees) are located generally between the greens and adjacent the periphery or boundary of the course. Advantageously, the tee for a particular green is located across the course from the green to which the golfers will play. By virtue of this arrangement, there is in effect a common golf course area across which the tee shot of golfers at each tee will travel.

Advantageously, the distance from a tee to its green is only slightly further than the distance that the average tournament golfer can drive the ball from the tee. In the case of "Par 3" holes, the distance from tee to green will of course be somewhat shorter, so the average tournament golfer will be able to reach the green with an iron shot from the tee.

To avoid the danger of golfers on the course being struck by the tee shots of golfers on the tees, the golfers never walk across the course from tee to green. Instead, a cartway or walkway is provided around the course and the golfers use this walkway to travel from tee to green via a route which requires them to travel around the course to the particular green they are playing to, and from the green, enter the course area to play the ball from the fairway or rough closely adjacent the green. Hence, each golfer plays a tee shot toward the green for that hole, and because the distance from tee to green is only slightly greater than the length of the drive of an average player on the tournament, all but very poorly hit tee shots will travel across the course to a location adjacent the greens on the other side of the course. Since the golfers do not travel along the same line as the normal flight of the ball from tee to green, play is speeded up considerably because a second group (and perhaps, a third group) of golfers can immediately tee off while the first group is enroute to the green for the hole being played.

To further speed up play on the course, signal lights are provided on each green. These signal lights are so positioned on each green that they face toward and are clearly visible from the tee for that green. In a preferred embodiment of the signal lights, the lights take the form of rings arranged concentrically around a sign which indicates the green number. The number sign itself can be illuminated. One of the rings is a green ring which shows a green light when illuminated, and the other ring is a red ring which shows a red light when illuminated. While golfers are chipping toward or putting on a green, the red light is turned on to warn golfers on the tee not to play their tee shots. As soon as the golfers finish putting on a green, the red light is turned off and the green light is turned on which indicates that it is safe for the golfers on the tee to proceed. The lights for a particular green are controlled by switches located adjacent the green. Additional signs can be used to indicate to the spectators that a group of golfers are ready to play their tee shots.

To more closely simulate play on a regulation tournament type course, the areas between tee and green are provided with the usual fairways and rough along the fairways, and to increase the interest of play at the greens, water hazards, as well as sand traps are strategically located at each green. By virtue of this arrangement, not only is the play speeded up for a particular green, but in addition, the rate of play on the entire course is increased with the result that tournaments can be played in far less time than that required for the present tournament play.

While the course of this invention is particularly useful in tournament type play, where the course is surrounded by spectator seats or stands, it will be appreciated that the same general course layout can be used in a compact golf course for amateur and weekend type players. For such an amateur course however, a so called "short course" layout, where the distance from tee to green is somewhat less than the 300–350 yards for the tournament type course will function to better advantage to avoid the need for players crossing the course as a result of a duffed or missed tee shot.

Correspondingly, an object of this invention is a compact golf course in which the tees and greens are located adjacent the outside of the course and the play is generally across the course from tee to green.

Another object is a golf course with a play area surrounded by tees and greens, and a spectator seating area surrounding the course to facilitate spectator viewing.

A further object is a compact tournament type golf course which can be used in a relatively small space and which readily affords regulation play.

A still further object is a golf course surrounded by tees and greens in which the distance from tee to green is substantially the same as, or only slightly greater than the average distance a tournament player can hit the ball from the tee, and in which a walkway surrounds the course to permit golfers to move from the tee to the green area without crossing the course, and a spectator seating area surrounds the walkway, so other players can immediately play from the same, as well as other tees of the course, without danger of striking either the players of the spectators.

A still further object is a regulation golf course on a relatively small area of ground in which the course includes the usual fairways, rough, sand traps and water hazards, in which play proceeds in the usual fashion by driving the ball from a tee, and the ball is played from its lie toward the green without the need for the golfers crossing the fairway or rough area during play, but instead requiring movement of the golfers to a location adjacent the green via a walkway surrounding the golf course, in order to enter the fairway area.

Numerous other features, objects, and advantages of the golf course of this invention will become apparent with reference to the drawings which form a part of this specification and in which:

FIG. 1 is a top plan view of the golf course showing the layout of tees and greens, as well as the spectator seating or stadium area extending around the golf course;

FIG. 2 is a partial view, in section, taken along line 2—2 of FIG. 1 showing the elevated tee and green area characteristic of the golf course of this invention;

FIG. 3 is a plan view showing other geometric configurations for the course in schematic; and

FIG. 4 is a front elevational view of the red light-green light to indicate to players on the tee when they can play their tee shots.

Referring now to the drawings in detail, and particularly to FIG. 1, there is shown the layout for the golf course 1 of this invention. In this preferred embodiment of the invention, the golf course is of the regulation eighteen hole type and the course is of generally circular configuration. Adjacent the outside boundary 2 of the course, but spaced slightly inwardly of the boundary are eighteen green areas designated G1–G18 which are spaced apart from each other. Also located adjacent boundary 2 of the course and spaced slightly inwardly thereof are 18 tee areas designated T_1–T_{18}. For convenience, and to facilitate explanation of play on the course, the tee for a particular green is designated by the same suffix numeral as the suffix numeral of the green. Hence, play proceeds from the tee designated T_1 to the green designated G_1, then from T_2 to G_2, then from T_3 to G_3, etc. Within the region bounded by the greens and tees is the fairway and rough play area generally designated as 3 across which golfers play the balls from the tees to the respective greens. This centrally located play area included plural fairway areas 4, as well as areas of rough 5, so the course has all the features of a conventional regulation course save that there are no trees or elevated obstructions to interfere with viewing the play on the course by spectators. Located adjacent each green are water hazards, such as the hazards 6–8, as well as sand traps 9 and 10, which provide for play in the area of the greens in a manner substantially identical to play on a conventional regulation course.

Extending around the course is a walkway or cartway 11, and radially outwardly of the walkway 11 is a spectator seating area 12, which surrounds the walkway. The walkway provides for movement of the golfers from tee to green without crossing the central fairway-rough area 3 in a manner which will subsequently be explained in detail. Where the seating area completely surrounds, or at least substantially surrounds the golf course area, as shown at FIG. 1, the course and seating area can aptly be termed a "Golf Stadium". This spectator seating may advantageously include a box seat area 14 at the front of the seating area, as well as grandstand sections, such as the upper section 15 and lower section 16 of the grandstand area. Advantageously, the stand areas are designated S_1, S_2, S_3, S_4, etc., and the stand designated with a particular numeral is located in the circumferential sector generally adjacent the green identified by the same numeral. For example, stand section S_4 is located in the sector adjacent green G_4.

PLAY ON THE COURSE

The play on the course originates at the starting tee area designated T_1 where the golfers tee the balls and drive them toward the green G_1. Since the players are tournament players, they will regularly drive the ball to a region adjacent the first green, G_1 and there will be few, if any, balls hit to an area other than an area adjacent the green G_1. The group of players then proceed to green G_1 by travelling along walkway 11, and hence, do not cross the fairway playing area 3. A second group of players can immediately play their tee shots toward green G_1, while the first group is walking or riding in carts to the green along the walkway 11. The first group of players will enter the fairway areas at a location adjacent green number 1 by travelling counterclockwise around the walkway to the location 17 closely adjacent green G_1, will then walk out to where the ball lies, and will play the ball from its lie to the green. As soon as the first group has finished, the second group enters the fairway area, and each player plays his ball from its lie to the green. Of course, while the second group of players is travelling along the walkway toward green G_1, a third group can tee off from the tee. The only restriction on play is that a player cannot tee off at T_1 while a preceding group of players plays from the fairway to the green G_1. After play on green G_1 is completed, the first group of players move to the tee area T_2, and play is toward green, G_2, which it will be noted, is generally diametrically across the play area from the tee area T_2. After the players have made their tee shots, they proceed to green G_2 around walkway 11 in a counterclockwise direction and again, do not cross the fairway play area 3. From a location adjacent green, G_2, the players enter the fairway for only the short distance neccessary to play their iron shots toward green G_2. As soon as the first group of players finish the tee shots at T_2, a second group can of course play from T_2 toward green, G_2.

In a similar manner, play proceeds from the remaining tees, T_3–T_{18} to the remaining greens, G_3–G_{18}.

Should a player hit a very poor tee shot, which does not travel to a location adjacent the green being played, he will be required to traverse the walkway to a location as close to his ball as is possible, before entering play area 3. While it will be necessary to temporarily

suspend play from certain tees adjacent the ball, until the poorly hit ball is played, such short suspension of play will not materially delay play on the course. For example, suppose a player playing from T_1 drives his ball poorly to a location **18** near green G_{11}. He will then walk to a location adjacent the tee area T_4, will walk out to his ball, and will play the ball toward G_1. However, since poor tee shots are quite rare in professional tournament play, play is rarely delayed on the course of this invention.

In the preferred embodiment shown and described in FIG. **1**, the diamter of the course is approximately 390 yards. In addition, the average size of a green is approximately 100 feet across, and the greens can, of course, be of any desired shape or configuration, even though the drawing shows the greens to be generally circular. By virtue of the size of the green, and the pin placement on a particular day, the distance from tee to pin for a particular hole may vary as much as 30 yards. The preferred distances from tee to green for the golf course for tournament and championship play are listed in the following table.

TABLE I

HOLE	DISTANCE TEE TO GREEN
1	312 yards
2	342 yards
3	342 yards
4	348 yards
5	342 yards
6	348 yards
7	342 yards
8	348 yards
9	342 yards
10	342 yards
11	360 yards
12	348 yards
13	327 yards
14	342 yards
15	348 yards
16	294 yards
17	348 yards
18	306 yards

It will be noted with reference to Table **1** that the distance from tee to green is as short as 294 yards for the 16th hole, and as long as 360 yards for the 11th hole. For the 11th hole, it will be noticed from FIG. **1** that tee, T_{16} is substantially diametrically across the golf course from the green, G_{11}. However, for the 16th hole, the play from tee, T_{16} to green, G_{16}, is along a chord of the circular golf course, and the hole is advantageously played as a dog leg to the right along the path indicated by the dotted line **20**. A professional tournament golfer will of course, be able to play his tee shot to a location closely adjacent the green G_{16}, and will in many instances be able to place his tee shot on the green.

As shown at FIG. **2**, with reference to tee area T_{11} and green, G_{11}, each of the tee areas T_1–T_{18}, as well as each green, G_1–G_{18} is elevated above the level of walkway **11**. On the other hand, the fairway and rough area **3** is somewhat dish-shaped and is below the level of both the tee areas and the green areas. The elevated tees and greens provide for a course in which the play from fairway to green is quite similar to that of a conventional tournament golf course. In addition, since the tees and greens are all elevated, spectators in the stands **12** can see the play at each tee and green.

While a first preferred embodiment of the golf course of this invention is shown at FIGS. **1** and **2**, with the course of circular outline, the course can also take the shape of the geometric figures **21**–**24** shown at FIG. **3**. As shown, the course can be in the shape of ellipse **21**, rectangle **22**, convex polygon **23** or square **24**.

Where the course takes the form of ellipse **21**, the tees and greens will be located around the periphery of the course, preferably with a tee area between each pair of greens as previously described for the circular course with reference to FIGS. **1** and **2**. The elliptical course will be arranged so that play on the course occurs across the course from one side to the other with the tee for a particular green being located along a line passing through the geometric center **25** of the ellipse. For example, a green **26** will have its tee **27** located at the opposite side of the course and generally along the line **28** passing through the geometric center **25** of ellipse **21**. Where play is across the long sides of the ellipse, for example, from a tee **29** to a green **30**, the hole will be a par **3**. Hence, where the course takes the form of ellipse **21**, both par **5**, as well as par **3** holes will be provided on the course.

Similarly, where the course takes the form of a rectangle **22**, the tees and greens will be spaced around the periphery of the rectangle and the play will be across the course from a tee at one side to a green at the other side of the course. Par **5**, or long holes will be played diagonally across the rectangle whereas, par **3** or short holes will be played from one long side of the rectangle to the other, across the width of the course.

Where the course takes the shape of the convex polygon **23**, the play as well as the arrangement of holes will be substantially the same as for the golf course of circular outline described with reference to FIGS. **1** and **2**.

The course can also take the form of square **24** which provides some variation in the distance of play for particular holes, since some play will be across a diagonal of the square for the longer holes, whereas other holes will play from one side of the course to the opposing side.

Regardless of the outline of the course however, a walkway of a configuration similar to the configuration of the course will extend around the course and all players will use the walkway to travel from the tee to the associated green. The players will enter the fairway area from a location adjacent the associated green, in the manner previously described for play on the circular course of FIGS. **1** and **2**.

Where the course is not used for tournament play, for example, by amateur and weekend type golfers, the play can be somewhat different and may take place in the following manner. First, the golf course proprietor will supply balls for the players to use from the tee. Then, an area adjacent each green, such as the area enclosed in dotted lines, designated **19**, and adjacent green, G_1 will be considered the only in bounds area for a ball played from the tee, T_1. Any ball hit outside this area will be considered out of bounds, and the ball will not be retrieved by the player. The player hitting out of bounds will be assessed a penalty stroke, but will be allowed to drop another ball in the in bounds area **19**. The players will traverse the walkway from the tee, T_1 to the area of the green, G_1 and those players who have successfully played their balls into the in bounds area will play the ball from where it lies. Those players who have gone out of bounds with their tee shot will drop another ball within the inbounds area (but near its inner boundary) and will then continue play to the

green. It will be observed with reference to FIG. 1, that the inbounds area for a particular green extends only a short distance radially inwardly of the green, so players in the in bounds area will be in little, if any, danger of being struck by balls driven from the other tees of the course.

Alternatively, when the course is used by amateur or weekend type golfers, a common tee, for example tee, T_1 could be used for play to several greens, for example, G_5, G_1, G_{17}, and G_{13}, and players would not be permitted to use the tees T_6, T_2, and T_{18} between those greens. In addition, tee, T_9, for example, could be used to play four or five greens on the opposite side of the course, and by so controlling the play from only several tees, the danger of players being struck by a stray tee shot by an amateur is substantially reduced.

Where it is desired to use a similar, but smaller golf course layout for amateur or weekend type golfers, the course could well be a par three course where the distances between tee and green are substantially less so the players, particularly weekend type golfers, who do not regularly hit a good tee shot green. In this instance, the course may measure 200 yards across, and play to various holes of the par three short course will correspondingly be shorter than for the championship tournament course.

To provide for rapid play on the course, as well as to provide for the safety of players adjacent and on a green, each green is provided with a sign, like the sign 35 shown at FIG. 4. This sign is advantageously located behind the green at a location adjacent the cartway 11, as shown for the sign 35 for the green G of FIG. 1. Sign 35 is mounted on a post 36 and faces toward the tee for the green.

As shown at FIG. 4, the sign includes a central circular portion 37 which displays a numeral 38 indicative of the number of the green. Advantageously, the numeral has an amber color and is illuminated from inside the sign. Surrounding the central portion 37 of the sign are a pair of concentric rings 39 and 40. Ring 39 is designated a green ring and can take the form of a green lens illuminated by lamp bulbs within the sign. The ring 40 is designated the red ring and takes the form of a red lens illuminated by lamp bulbs within the sign. The illumination of the lamp bulbs for the red and green rings is selectively controllable by suitable switches. When players are chipping toward or putting on the green, the lamps for the red ring are switches on to warn players on the tee that that green is in use and that they should not hit their tee shots. As soon as play on the green is completed, the lamps for red ring 40 are switched off and the lamps for green ring 39 are switched on, to indicate to the players on the tee that play on the green is completed and that they can safely hit their tee shots.

Signs 35 are indeed beneficial to the weekend type golfer in that the sign not only indicates when it is safe to play a tee shot toward a particular green, but also clearly indicates the location of the green.

During tournament play, the usual officials and spotters will be used. The officials and spotters, communicating with each other by two-way radio, will indicate the position of the ball of each player. Then, each player proceeding to the green from the tee will know exactly where his ball is and can correspondingly enter the play area from the walkway 11 at a location closely adjacent his ball. Because a professional golfer will be able to drive the ball to a location closely adjacent the green, spotters will normally remain behind the green so they are in no danger of being struck by a ball hit from the tee. During tournament play, the signs will be operated by the officials. Of course, no spectators will be permitted on the play area.

To further speed up play on the course, the flags and pins for each green can be made retractable so there will be no need for anyone to hold the pin when a player attempts a long putt. Alternatively, the flags themselves can be eliminated and a retractable and extendable indicator, in the form of a long tube, can be used in place of the usual cup. This indicator tube will be extendable and retractable from a location adjacent the fringe of the green, and will of course be retracted whenever it is not needed.

The golf course and seating areas may also include additional refinements, such as under the stand parking, which will be on a sector corresponding to the seats held by the spectator, as well as walkways within the stands to permit the spectators to travel around the course to selected greens where play of particular interest is occurring.

While a preferred embodiment of this invention has been shown and described in detail, it is to be understood that numerous changes and ramifications can be made without departing from the scope of this invention, as specified herein and as defined in the appended claims.

What is claimed is:

1. A method of playing golf on a course having a perimeter, putting greens in spaced apart relation to each other along the perimeter, tee areas adjacent selected ones of said spaced apart greens, each of said tee areas having an associated green across the course, and a way along said perimeter for movement of players from a tee area to a green area without crossing the course, comprising the steps of:

playing a first hole by

hitting a golf ball across the course, using a lofted golf club, toward an associated first green, from a first tee area to a ball landing area adjacent the first green,

using the way to travel along the perimeter of the course to a location adjacent the associated first green,

entering the course within said perimeter from a location adjacent said associated first green and walking to a position adjacent the ball previously hit to the ball landing area, and

playing the ball toward the first green from its lie in said ball landing area and completing play for the hole on the green;

playing a second hole by

moving to a second tee area on the same side of the course as the first green just played,

hitting the ball using a lofted golf club, from said second tee area toward an associated second green on the other side of the course,

using the way to travel to a location adjacent the second green, and

completing play for the second hole in the manner followed to complete play for the first hole; and

repeating the sequence of steps for play of the first and second holes to play the remaining holes of the golf course.

2. A method according to claim 1 wherein said steps of using the way to travel along the perimeter of the course includes

traveling always in the same direction along the way from a tee area to its associated green, during play on the course.

3. A method according to claim 1 wherein said step of using the way to travel along the perimeter of the course includes

traveling along a circular way from a tee area to its associated green, during play on the course.

* * * * *