M. A. BUCKINGHAM.

HAT SWEAT BAND.

APPLICATION FILED JUNE 11, 1915.

1,238,881. Patented Sept. 4, 1917.

Fig. 1.

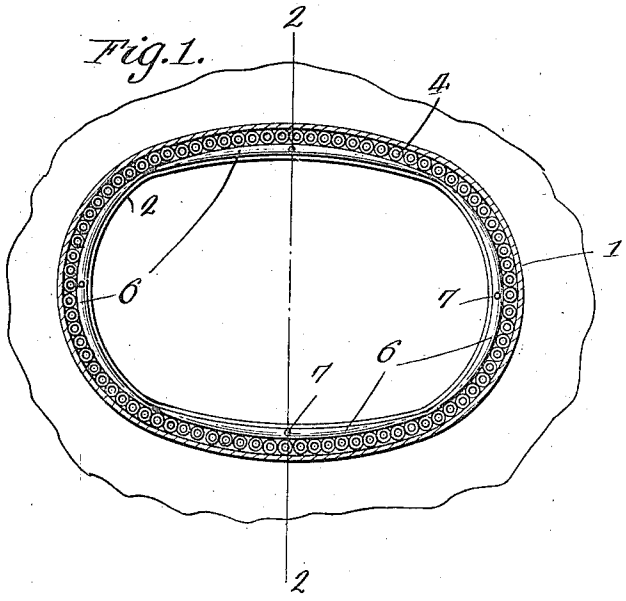


Fig. 2.

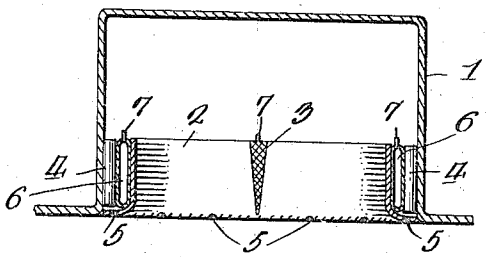


Fig. 4.

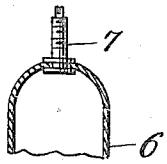


Fig. 3.

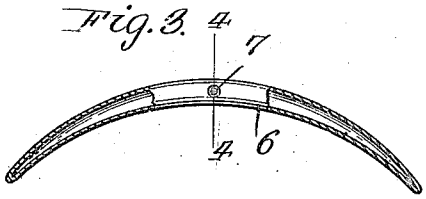


Fig. 5.

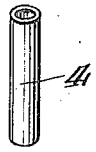


Inventor
Maurice A. Buckingham

Witnesses
Guy M. Spring
B. F. Harvey Jr.

By Richard Owen.

Attorney

# UNITED STATES PATENT OFFICE.

MAURICE A. BUCKINGHAM, OF FREDERICK, MARYLAND.

## HAT SWEAT-BAND.

1,238,881. Specification of Letters Patent. Patented Sept. 4, 1917.

Application filed June 11, 1915. Serial No. 33,581.

*To all whom it may concern:*

Be it known that I, MAURICE A. BUCKINGHAM, a citizen of the United States, residing at Frederick, in the county of Frederick and State of Maryland, have invented certain new and useful Improvements in Hat Sweat-Bands, of which the following is a specification.

This invention relates to hat bands, the primary object of which is to prevent impeding of the blood circulation through the head.

Another object of the invention is to provide a band which will conform to any shape or size head, and will permit ventilation of the head at all times.

Other objects as well as the nature, characteristic features and scope of my invention will be more readily understood from the following description taken in connection with the accompanying drawings and pointed out in the claims forming a part of this specification.

Referring to the drawings:

Figure 1 is a fragmentary sectional view of a hat constructed in accordance with my invention, illustrating the application of the same,

Fig. 2 is a cross sectional view taken on the line 2—2 of Fig. 1,

Fig. 3 is a detail enlarged plan view of one of the pneumatic pads used in the present invention, a portion thereof being broken away.

Fig. 4 is a detail enlarged sectional view taken on the line 4—4 of Fig. 3, and

Fig. 5 is a perspective view of one of the ventilating tubes used in the present invention.

It is well known in this art, that the bands of hats so snugly engage the periphery of the head, as to render the venous blood inert, consequently impairing the hair follicles, causing the hair to prematurely fall out. It is therefore the principal purport of this invention to provide a hat band which will permit free circulation of the blood through the head, and at the same time ventilate the head without danger of the hat being casually displaced under normal conditions.

To illustrate the application of this invention, a hat 1 is shown in the drawings, which may be of the usual or any desired configuration, and has mounted therein a hat sweat band 2, the lower marginal edge of which is secured to the hat, at the jointure of the crown and rim of the latter in the usual manner, an elastic gusset 3 being placed in the band to permit expansion and contraction of the latter.

A plurality of ventilating tubes 4 are provided, which are made of rubber, cork or any other suitable material, and are interposed between the band 2 and the inner periphery of the crown of the hat, as shown to advantage in Fig. 2. The tubes 4 are vertically arranged, and are contiguous, thereby permitting a free circulation of air through the tubes, and around the entire periphery of the hat, since the band 2 is provided with a series of perforations 5 therein, subjacent the tubes 4.

A plurality of pneumatic pads 6 are interposed between the inner periphery of the band 2 and the ventilating tubes 4, each of said tubes being of a substantially crescent-shaped configuration and tapered toward its opposite ends. Each tube is provided with a valve 7, whereby the tube may be inflated or deflated by the introduction of air thereinto, or the escape of air therefrom, respectively. It will be noted that one of the tubes is mounted in each side of the hat, and one in each end, or in the front and rear, respectively, the tapered ends of the tubes in the front and rear of the hat, lying in approximately abutting relation with the tapered terminals of the tubes in the sides of the hat, whereby the least resistance will be offered against the arteries in the temples, which lead to the top of the head, thereby permitting an unretarded flow of blood through these veins at all times, while the hat is being worn.

In use, therefore, it is seen that the air tubes 4 and pneumatic pads 6 are mounted between the band 2 and the crown of the hat, thereby permitting a free circulation of air through the hat at all times, in view of the perforations 5 in the hat-band, likewise adapting the hat for use on various sized heads.

It will be understood that the above description and accompanying drawings comprehend only the general and preferred embodiment of my invention and that various minor changes in details of construction, proportion and arrangement of parts may be made within the scope of the appended claims without sacrificing any of the advantages of my invention.

Having thus fully described my invention,

what I claim as new and desire to secure by Letters Patent is:

In combination with a hat having apertures formed in the band, adjacent the point of connection thereof with the hat, a plurality of short lengths of soft rubber tubing disposed in the hat and between the crown and sweat band with the openings at one of their ends in communication with the apertures of the sweat band to permit the circulation of air throughout the interior of the hat, and pneumatic cushion members which taper toward both ends from the middle, disposed between the tubing and the sweat band with the ends of said cushion members in overlapping engagement.

In testimony whereof I affix my signature in presence of two witnesses.

MAURICE A. BUCKINGHAM.

Witnesses:

HAMMOND CLARY,

ERNEST C. WEBB.

**Copies of this patent may be obtained for five cents each, by addressing the "Commissioner of Patents, Washington, D. C."**