



US00D428685S

United States Patent [19]
Parisotto

[11] **Patent Number: Des. 428,685**
[45] **Date of Patent: ** Aug. 1, 2000**

[54] **SKI BOOT**

D. 366,136 1/1996 Locker et al. D2/904
D. 401,963 6/1999 Parisotto D2/904
D. 409,823 5/1999 Parisotto D2/904

[75] Inventor: **Davide Parisotto**, Casella d'Asolo,
Italy

[73] Assignee: **Calzaturificio S.C.A.R.P.A. S.p.A.**,
Asolo, Italy

[**] Term: **14 Years**

[21] Appl. No.: **29/108,241**

[22] Filed: **Jul. 26, 1999**

[30] **Foreign Application Priority Data**

Jan. 26, 1999 [IT] Italy TO990018

[51] **LOC (7) Cl.** **02-04**

[52] **U.S. Cl.** **D2/904**

[58] **Field of Search** D2/904, 902; 36/15,
36/83, 119.1, 84, 122, 117.1-117.9

[56] **References Cited**

U.S. PATENT DOCUMENTS

D. 258,771 4/1981 Vaccari D2/904
D. 278,570 4/1985 Sartor et al. D2/904
D. 323,575 2/1992 Balbinot et al. D2/904
D. 362,107 9/1995 Ostinet et al. D2/904

OTHER PUBLICATIONS

Ski Flash publication, form the shoes, Vendramini Ski
Boots, p. 77, Nov. 1978.

Primary Examiner—Louis S. Zarfes

Assistant Examiner—G Andoll

Attorney, Agent, or Firm—Venable; George H. Spencer;
Robert Kinberg

[57] **CLAIM**

The ornamental design for a ski boot, as shown.

DESCRIPTION

FIG. 1 is a front elevational view of a ski boot showing my
new design;

FIG. 2 is a rear elevational view of the ski boot;

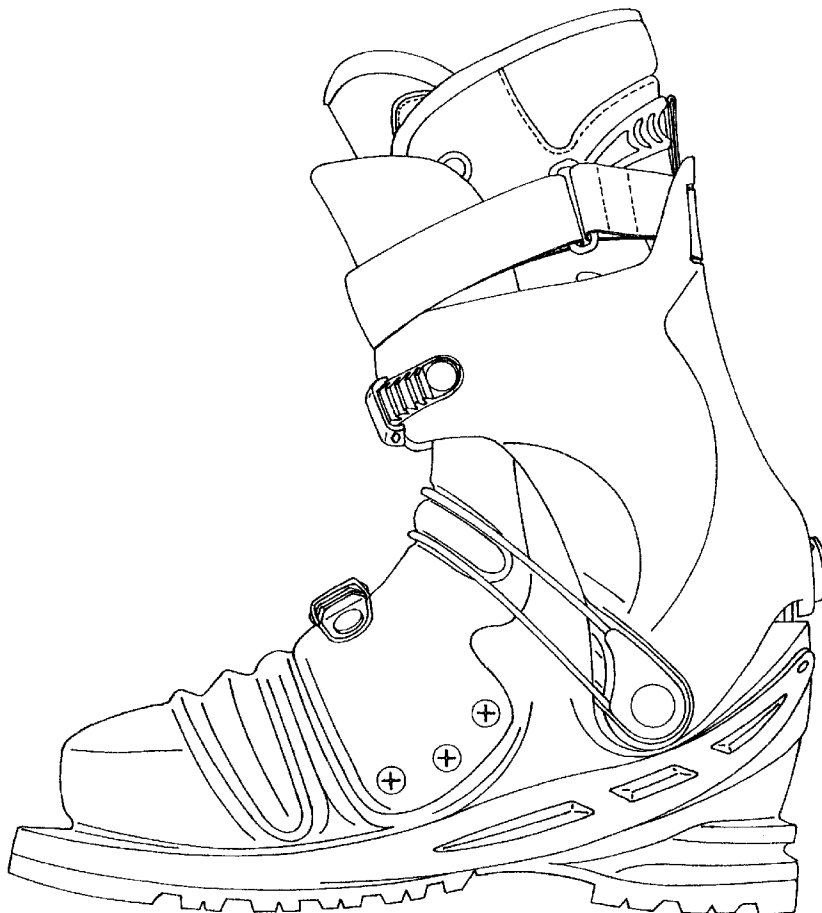
FIG. 3 is an elevational view showing one side of the ski
boot;

FIG. 4 is an elevational view showing the other side of the
ski boot;

FIG. 5 is a top view of the ski boot; and,

FIG. 6 is a bottom view of the ski boot.

1 Claim, 3 Drawing Sheets



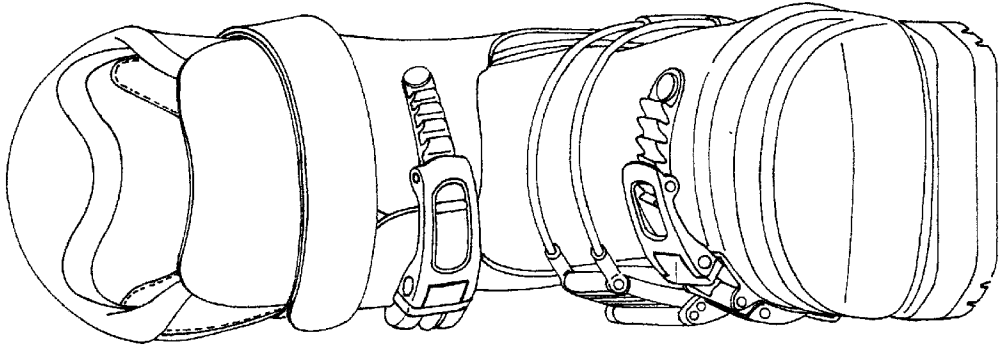


Fig.1

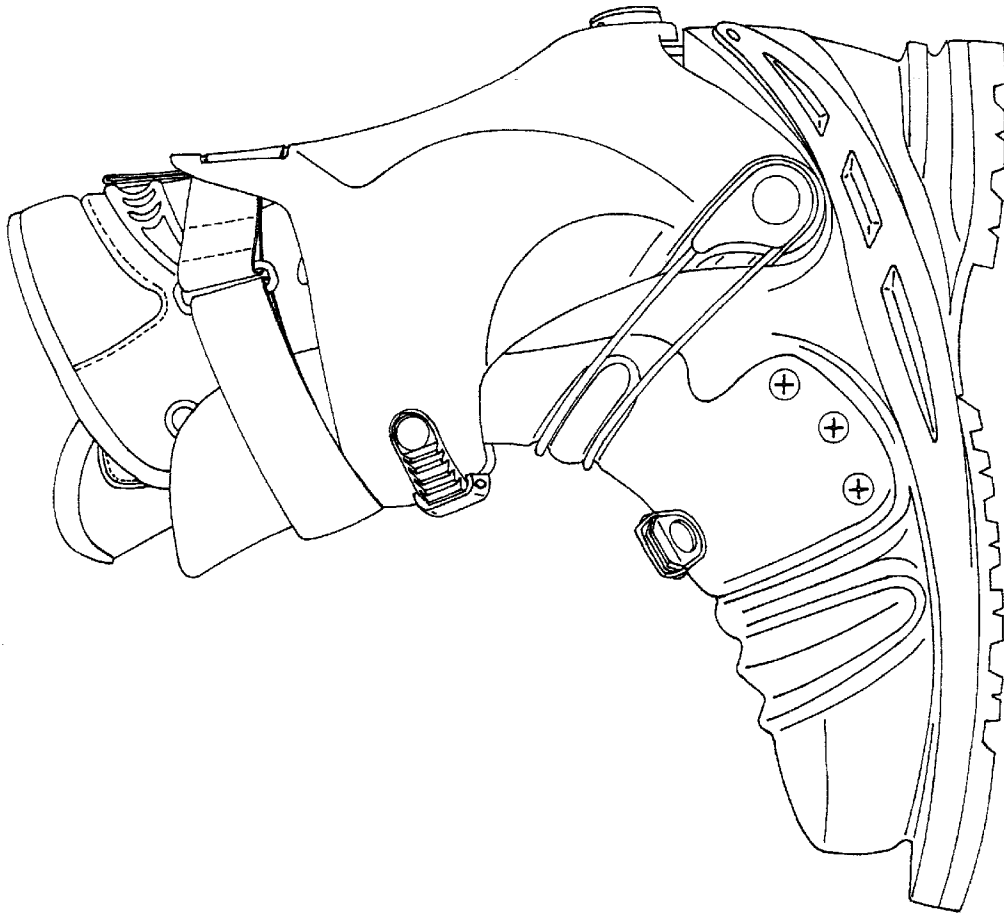


Fig.4

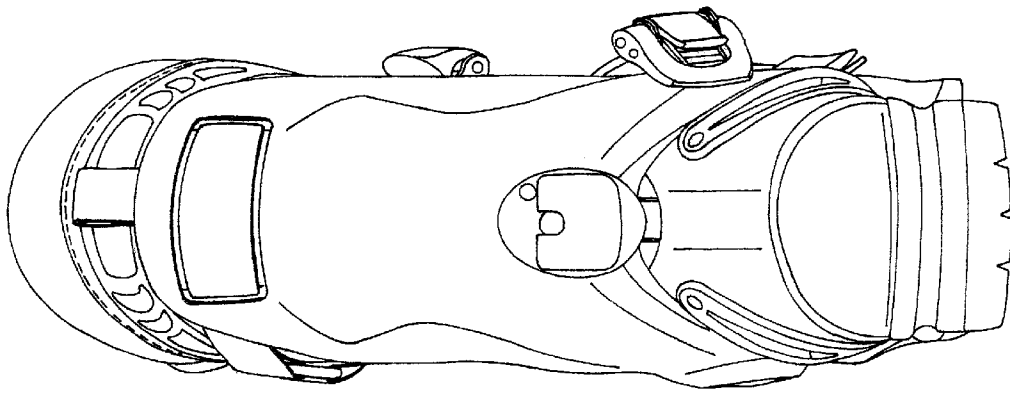


Fig.2

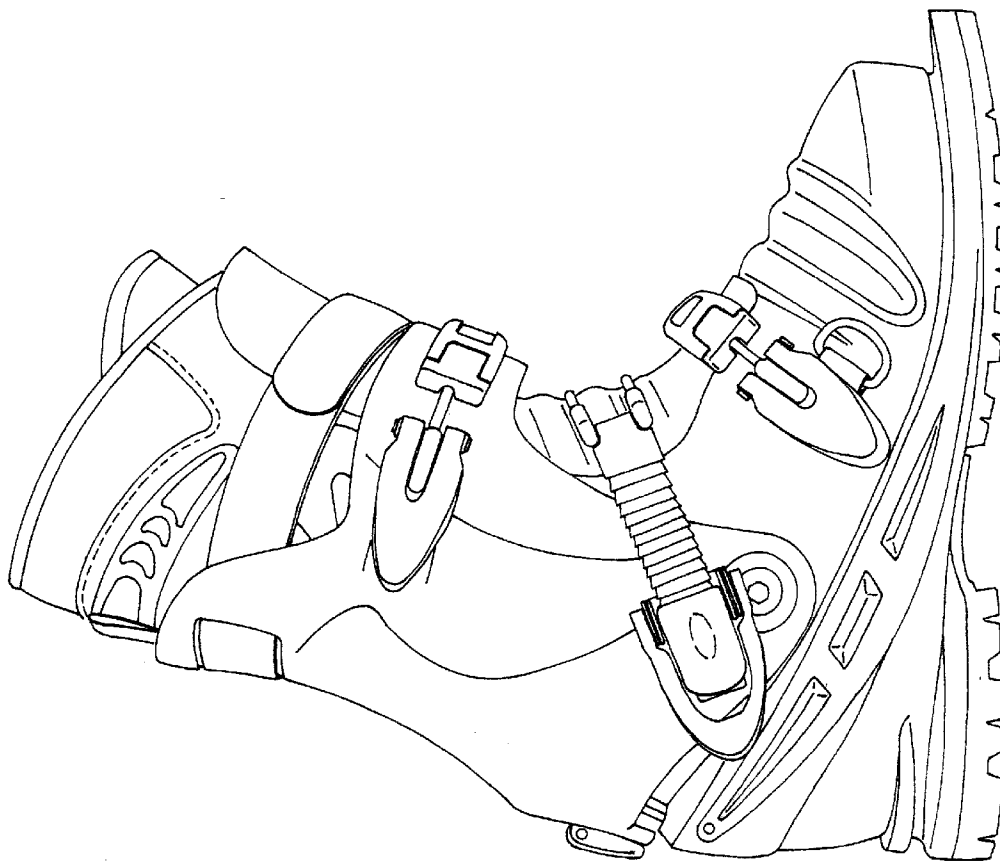


Fig.3

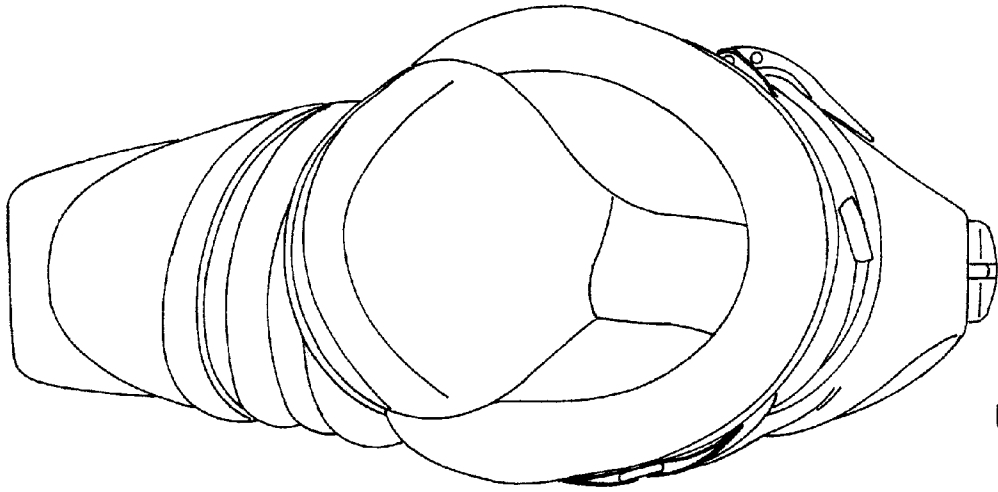


Fig. 5

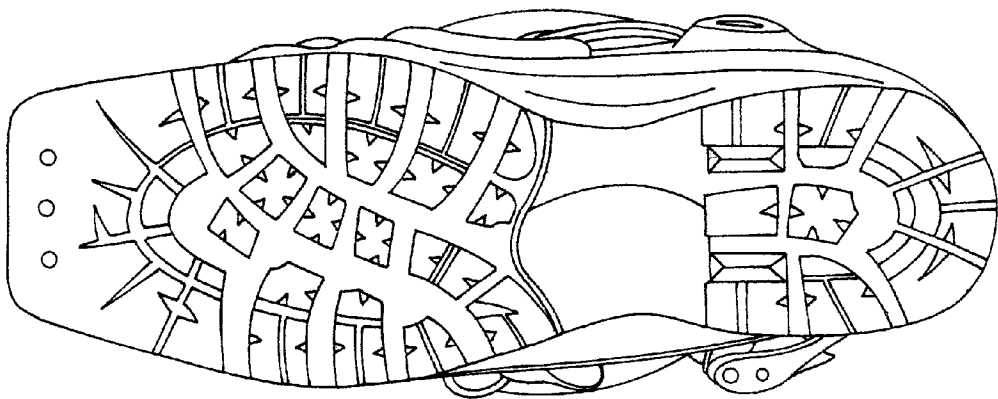


Fig. 6