

COMPOSITIONS FOR CLEANING ORGANIC AND PLASMA ETCHED RESIDUES
FOR SEMICONDUCTOR DEVICES

Background of the Invention

5

Field of the Invention

This invention relates to semi-aqueous stripping and cleaning compositions that are particularly useful for stripping photoresists and cleaning organic and inorganic compounds, including post etch and post ash residues, from a semiconductor substrate. The invention is also useful as a silicon oxide etchant. As used herein, the term "semi aqueous" refers to a mixture of water and organic solvent. The invention also includes methods of using this composition to strip photoresists, clean organic and inorganic compounds from semiconductor substrates, and etch silicon oxide. More particularly, the invention describes semi aqueous stripping, cleaning and etching compositions and processes for the use thereof. The solutions contain fluoride compounds, sulfoxide or sulfone solvents, water and may contain other solvents, corrosion inhibitors, chelating agents, basic amine compounds, surfactants, acids and bases.

10

15

Description of Related Art

Fluoride containing chemistries have been used for many years with prime silicon wafers (wafers that have not yet undergone ion implantation or device construction) in the semiconductor industry. Normally the fluoride chemistry (usually dilute hydrofluoric acid) is used as the last process step in the sequence called "RCA rinses". The substrate is often contaminated from previous process steps with monolayer amounts of metal, anions and/or organic contaminants or surface residues (particles). These contaminants have been shown to have a significant impact on the electrical integrity of simple test device structures and these structures need to be cleaned efficiently without impairing their integrity. Such cleaning methods could include techniques discussed in the technical literature, for example, mt. Conf. On Solid State Devices and Materials, 1991, pp. 484-486 or Kujime, T. et al., Proc. of the 1996 Semi. Pure Water and Chemicals, pp. 245-256 and Singer, P. *Semi. International*, p. 88, Oct. 1995.

20

25

30

Patents that teach methods for cleaning prime wafers with low pH solutions include US Patent 5,560,857 and 5,645,737; 5,181,985; 5,603,849; 5,705,089.

35

Using fluoride chemistries (usually HF) as a final RCA cleaning step will cause the silicon wafer surface to be in a hydrophobic state (the surface is covered with Si-H groups) which will repel water. During this step a certain proportion of the wafer surface is

dissolved (removed). Unless the conditions are carefully monitored (time, temperature, solution composition) the substrates can be damaged, as reported by Rafols, C. et al., J. Electroanalytic Chem. 433. pp. 77-83, 1997. Numerous compositions combine water and organic solvents. The water concentration in these solutions is very critical. Silica oxide has an etch rate of 21Å/min (@ 25°C) in HF/water, but in isobutanol the rate was reduced to 2.14Å/min and even lower in acetone (an aprotic solvent) the rate was only 0.12Å/min, as reported at NSF/SRC Eng. Res. Center, Environmentally Benign Semiconductor Manufacturing, Aug. 5-7, 1998, Stanford University.

After the Front End of Line (FEOL) cleaning process the wafer proceeds to the typical Back End of Line (BEOL) manufacturing process for a semiconductor devices, in which the devices might be dynamic random access memories (DRAMs), static random access memories (SRAMs), logic, electrically programmable read only memories (EPROMs), complementary metal on silicon (CMOS), and the like. Etching fabrication technology using chemical reactions (liquid or plasma) has been used as a method of forming a wiring structure on such semiconductor substrates.

A photoresist film is deposited on the wafer to form a mask, then a substrate design is imaged on the film layer, baked, and the undeveloped image is removed with a developer. The remaining image is then transferred to the underlying material through etching (either a dielectric or metal) with reactive etching gases promoted with plasma energy.

The etchant gases selectively attack the unprotected area of the substrate. Liquid or wet etching chemistries have been used extensively over the years to etch metals, oxides and dielectrics. These chemistries can be very aggressive and can result in isotropic etching (etching equally in all directions).

Increasingly, plasma etching, reactive ion etching or ion milling are used, and such etching processes produce undesirable by-products from the interaction of the plasma gases, reacted species and the photoresist. The composition of such by-products is generally made up of the etched substrates, underlying substrate, photoresist and etching gases. The formation of such by-products is influenced by the type of etching equipment, process conditions and substrates utilized. These by-products are generally referred to as "sidewall polymer," "veil" or "fences" and cannot be removed completely by either oxygen plasma or conventional solvents. Examples of alkaline/solvent mixture types of photoresist strippers which are known for use in stripping applications include dimethylacetamide or dimethylformamide and alkanolamines as described in U.S. Pat. Nos. 4,770,713 and 4,403,029; 2-pyrrolidone, dialkylsulfone and alkanolamines as described in U.S. Pat. Nos. 4,428,871, 4,401,747, and 4,395,479; and 2-pyrrolidone and tetramethylammonium hydroxide as described in U.S. Pat. No. 4,744,834. Such stripping compositions, however, have only proven successful in cleaning "sidewall polymer" from the contact openings and

metal line etching in simple microcircuit manufacturing involving a single layer of metal process when the metal structure involves mainly Al--Si or Al--Si--Cu and the "sidewall polymer" residue contains only an organometallic compound with aluminum.

If etching residue is not removed from the substrate, the residue can interfere with subsequent processes involving the substrate. The need to effectively remove etching residue and photoresist from a substrate becomes more critical as the industry progresses into submicron processing techniques. The requirement for cleaning solutions that remove all types of residue generated as a result of plasma etching of various types of metals, such as aluminum, aluminum/silicon/copper, titanium, titanium nitride, titanium/tungsten, tungsten, silicon oxide, polysilicon crystal, etc., while not corroding the underlying metal presents a need for more effective chemistry in the processing area. The effect of poor cleaning results in low device yield, low device reliability, and low device performance.

Also, if the components in these residues are not removed or neutralized in some manner then the residues will absorb moisture and form acidic species that can corrode the metal structures. The resultant acid corrodes wiring materials to bring about an adverse effect such as an increase in electrical resistance and wire disconnection. Such problems frequently occur, in particular in aluminum and aluminum alloys generally used as wiring material. The wafer substrate in contact with acidic materials, if not controlled, can destroy the metal structures. Following completion of the etching operation it is necessary that the post-etch resist mask be removed from the protective surface to permit finishing operations.

It is desirable to develop an improved cleaning composition to remove the organic polymeric substance from a coated inorganic substrate without corroding, dissolving or dulling the metal circuitry or chemically altering the wafer substrate.

Sidewall residues have been removed with either acidic organic solvents or alkaline organic solvents. The acidic solvents are generally composed of phenolic compounds or chloro-solvent and/or an aromatic hydrocarbon and/or alkylbenzenesulfonic acids. These formulations generally need to be used at temperatures up to and beyond 100°C. These chemistries normally need to be rinsed with isopropanol.

In addition, stripping compositions used for removing photoresist coatings and cleaning composition for removing post-etch residue have for the most part been highly flammable, generally hazardous to both humans and the environment, and comprise reactive solvent mixtures exhibiting an undesirable degree of toxicity. Moreover, these compositions are not only toxic, but their disposal is costly since they might have to be disposed of as a hazardous waste. In addition, these compositions generally have severely limited bath life and, for the most part, are not recyclable or reusable.

The photoresist around the contact hole of common interlayer dielectrics, TEOS (tetraethylorthosilicate) and boron phosphosilicate glass (BPSG), which are commonly used

in ultra large scale integration (ULSI) structures for better conformity of step coverage, is usually removed with HF solutions. It is not uncommon for the HF to also attack the dielectric material. Such attack is not desirable (see Lee, C. and Lee, 5, *Solid State Electronics*, 4, pp. 92 1-923 (1997)). Accordingly, a need exists for a more environmentally friendly stripping and cleaning formulation.

5 Dilute hydrofluoric acid solutions can under certain conditions remove the sidewall polymers by aggressively attacking the via sidewall of the dielectric and therefore changing the dimensions of the device, as taught by Ireland, P., *Thin Solid Films*, 304, pp. 1-12 (1997), and possibly the dielectric constant. Previous chemistries that contain HF, nitric acid, water and hydroxylamine are aggressive enough to etch silicon, as taught by U.S. Patent 3,592,773 issued to A. Muller. Recent information also indicates that the dilute HF
10 solutions can be ineffective for cleaning the newer CF_x etch residues, as taught by K. Ueno et al., "Cleaning of CHF_3 Plasma-Etched $SiO_2/SiN/Cu$ Via Structures with Dilute Hydrofluoric Acid Solutions," *J. Electrochem. Soc.*, vol. 144, (7) 1997. Contact holes opened on to the $TiSi_2$ have also been difficult to clean with HF solutions since there
15 appears to be an attack of the underlying $TiSi_2$ layer. There may also be difficulty with mass transport of the chemicals in the narrow hydrophilic contact holes, as taught by Baklanov, M.R. et al., *Proc. Electrochem. Soc.*, 1998, 97-35, pp. 602-609.

Recently, fluoride-based chemistries have been used in limited cases to remove post etch residues. Many of these compositions contain fluoride components, specifically
20 hydrogen fluoride. In addition these compositions might contain strong caustic chemicals (choline-derivatives, tetraalkyl ammonium hydroxide, ammonium hydroxide) such as disclosed in US Patent 5,129,955; US Patent 5,563,119; or US Patent 5,571,447, or might use a two-phase solvent system, which contains one phase with hydrofluoric acid and water while a second phase contains a nonpolar organic solvent (ketones, ethers, alkanes or
25 alkenes) (US Patent 5,603,849). Other formulations include hydroxylamine and ammonium fluoride (US Patent 5,709,756, issued to Ward). Additional examples include quaternary ammonium salt and fluoride based compositions, as disclosed in published European Application 0662705, and organocarboxylic ammonium salt or amine carboxylate and fluoride based compositions, as disclosed in US Patent 5,630,904.

30 Other methods for cleaning metal and metal oxide residues on wafers include spraying water vapor into the plasma ashing chamber followed by introducing fluorine containing gases (hydrofluoric acid) (US Patent 5,181,985) or a liquid containing hydrofluoric acid. ammonium fluoride and water with a pH between 1.5 to less than 7.

Some chemistries have also included chelating agents to help remove ionic and
35 anionic contamination from the wafer surface (PCT US98/02794) but chelating agents such as citric acid, gallic acid, and catechol among others, can be aggressive toward the

aluminum oxide that covers the Al metal lines. Studies by Ohman and Sjoberg show that the strong complexing ability of citric ions can increase the aluminum oxide solubility and thereby expose the metal to further corrosion, by factors of 166 and 468 at pH 5 and 6 (see Ohman et al., *J. Chem. Soc., Dalton Trans.* (1983), p. 2513).

5 Other resist-remover chemistries, such as those in U.S. Patent No. 5,792,274, have included a salt of hydrogen fluoride combined with a water-soluble organic solvent and water at a pH of 5 to 8. However, no mention is made of the use of ammonium hydrogen fluoride (or ammonium bifluoride), which provides greater stability than ammonium fluoride, or the use of a synergistic mixture of co-solvents or basic amine compounds with DMSO and a fluorinated compound.

10 U.S. Pat. No. 6,048,406 issued April 11, 2000 to Misra et al. entitled "Benign Method for Etching Silicon Dioxide" teaches using an aqueous solution of ammonium hydrogen bifluoride ($(\text{NH}_4)\text{HF}_2$) as an alternative to hydrofluoric acid because it is more benign for wet etching silicon oxide. However, there is no teaching of the use of a formulation that can remove photoresist or an etching residue. Also, there is no teaching of adding a synergistic mixture of co-solvents or basic amine compounds.

15 U.S. Pat. No. 5,885,477 issued March 23, 1999 to Rasmussen et al. entitled "Silicon Dioxide Etch Process Which Protects Metal" teaches using an aqueous solution of ammonium fluoride and hydrofluoric acid with a salt to etch silicon oxide while minimizing corrosion. However, there is no teaching of the use of ammonium hydrogen bifluoride, co-solvents or basic amine compounds.

20 U.S. Pat. No. 4,508,591 issued April 2, 1985 to Bartlett et al. entitled "Polymethyl Methacrylate Compatible Silicon Dioxide Complexing Agent" teaches using ammonium fluoride and citric acid to etch silicon dioxide. However, as with Rasmussen et al., there is no teaching of the use of ammonium hydrogen bifluoride, co-solvents or basic amine compounds. Nor is there any teaching to use such a formulation for removing etch residue or photoresist.

25 Accordingly, there exists a need to develop improved silicon dioxide etchant and photoresist and post-etch residue remover for a variety of unwanted materials from a wide variety of substrates. Particularly in the field of integrated circuit fabrication, it should be recognized that the demands for improved removal performance with avoidance of attack on the substrates are constantly increasing. This means that compositions that were suitable for less sophisticated integrated circuit substrates may not be able to produce satisfactory results with substrates containing more advanced integrated circuits in the process of fabrication. These compositions should also be economical, environmental friendly and easy to use.

35

The present invention teaches such a new and improved stripping and cleaning composition and a process for its use. The present invention also includes silicon oxide etching compositions and their use. This composition is aqueous, dissolves both organic and inorganic substances, and, when used in the process, is able to strip and clean a variety of substrates.

5

SUMMARY OF THE INVENTION

The novel stripping, cleaning and etching compositions of the invention exhibit synergistically enhanced capabilities that are not possible from the use of the individual components, or the components in combination with other components.

10 It is one objective of the invention to provide etch residue removing compositions that: effectively clean post-etch residues from substrates, inhibit redeposition of metal ions, and are corrosion resistant.

It is a further objective of the invention to provide effective photoresist stripping compositions.

15 Another objective is to provide effective silicon oxide etching compositions.

These and related objectives are attained through the use of the composition and process disclosed herein.

A composition in accordance with this invention is for photoresist stripping and comprises from about 0.01 percent by weight to about 10 percent by weight of one or more
20 fluoride compounds, an effective amount of up to about 95 percent by weight of one or more solvents that are sulfoxides or sulfones, and at least about 20 percent by weight water. Additionally, the composition may optionally contain basic amines, co-solvents, corrosion inhibitors, chelating agents, surfactants, acids and bases. A preferred embodiment contains ammonium hydrogen fluoride, DMSO, and water.

25 A composition in accordance with this invention is for post-etch residue cleaning and comprises from about 0.01 percent by weight to about 10 percent by weight of one or more fluoride compounds, an effective amount of from about 10 to about 95 percent by weight of one or more certain solvents, and at least about 20 percent by weight water. A preferred embodiment consists of ammonium hydrogen fluoride, DMSO, and water.

30 Additionally, the composition may optionally contain basic amines, co-solvents, corrosion inhibitors, chelating agents, surfactants, acids and bases.

Another preferred composition for cleaning and stripping consists of ammonium hydrogen fluoride, DMSO, water, and a co-solvent selected from the group consisting of acetic acid, methyl acetate, methyl lactate, ethyl acetate, ethylene glycol diacetate, ethyl
35 lactate, propylene glycol, propylene carbonate, N-methyl pyrrolidone, methoxyethoxyethanol and polyethylene glycol monolaurate.

Another preferred composition for cleaning and stripping consists of ammonium hydrogen fluoride, DMSO, water, and a basic amine selected from the group consisting of hydroxylamine, hydrazine, 2-amino-2-ethoxy ethanol, monoethanolamine, diethylhydroxylamine, choline, tetramethylammonium formate, monoisopropanolamine, diethanolamine, and triethanolamine.

5 If said composition in accordance with this invention is used for metal and oxide etching, the content of the fluoride compound is elevated. For example, for use as a silicon etchant, it is preferred to have about 20% of a 40% aqueous ammonium fluoride solution.

10 A process for photoresist stripping in accordance with this invention comprises contacting the substrate with a composition comprising one or more fluoride compounds, water and sulfoxide solvent at a temperature and for a time sufficient to strip the photoresist.

15 A process for cleaning residue from a substrate in accordance with this invention comprises contacting the substrate with a composition comprising one or more fluoride compounds, water and sulfoxide solvent at a temperature and for a time sufficient to clean the substrate.

A process for metal or oxide etch in accordance with this invention comprises contacting the metal or oxide with a composition comprising one or more fluoride compounds, water and sulfoxide or sulfone solvent at a temperature and for a time sufficient to etch the metal or oxide.

20

BRIEF DESCRIPTION OF THE DRAWINGS

FIG. 1 is an SEM of a via effectively cleaned using a formulation containing a co-solvent.

FIG. 2 shows the effect of choline on the etch rate of fluoride containing compounds.

FIG. 3 shows the inverse relationship of corrosion rate v. the etch rate of HF_2^- .

25 FIGS. 4A, 4B and 4C show the results of cleaning with hydrofluoric acid, ammonium hydrogen fluoride and ammonium fluoride respectively.

FIGS. 5A, 5B and 5C show the cleaning results when using different additional compounds, propylene glycol, acetyl acetone and 2-amino-2-ethoxy ethanol, respectively.

FIGS. 6A and 6B show results of cleaning vias using ester co-solvents.

30 FIG. 7 shows the results with a 1:1.5:1 ratio of dimethylsulfoxide/ethyl laurate/water.

35

DETAILED DESCRIPTION OF THE INVENTION

The manufacture of electronic devices typically involves the use of photoresist removers, etch residue removers and silicon oxide etchants at particular times in the manufacturing process. Fluoride containing formulations have been used to some extent for these purposes. However, some formulations with fluoride containing compounds such as ammonium fluoride have given inconsistent silicon oxide etch rates due to the evaporation of ammonia from the liquid phase. When the ammonia evolves from the solution, the concentration of the active species of HF_2^- and HF increases and more aggressively attacks the silicon dioxide. In addition, it has been found that the use of aqueous formulations of fluoride compounds, such as ammonium fluoride and hydrofluoric acid, and solvents, such as dimethylsulfoxide, fail to provide adequate resist and residue removal without significant corrosion of the underlying metal unless additional compounds are added to the formulation.

The present invention discloses novel formulations which provide consistent silicon oxide etch rates and effectively remove photoresist and etch residues while inhibiting the corrosion of the underlying metal. In one embodiment, the present invention applies the use of aqueous fluoride formulations that use ammonium hydrogen fluoride, which is a more stable fluoride compound and does not result in the same problems experienced by ammonium fluoride and hydrogen fluoride regarding either inconsistent silicon oxide rates or excessive corrosion.

In another embodiment, the invention applies the use of aqueous fluoride formulations with sulfoxide and sulfone solvents and co-solvents including esters such as methyl acetate, ethyl acetate, butyl acetate, methyl lactate, and ethyl lactate, glycols such as propylene glycol, lactams such as N-methyl pyrrolidone and the like, which aid in the cleaning effectiveness of the fluoride formulation.

In another embodiment, the invention applies the use of aqueous fluoride formulations with sulfoxide and sulfone solvents and basic amine compounds such as 2-amino-2-ethoxy ethanol, monoethanolamine, monoisopropanolamine and the like which assist in cleaning effectiveness and inhibit corrosion.

These embodiments can be used separately or combined.

The first component of the compositions of the present invention is a fluoride containing compound which may be used alone or in combination with at least one other fluoride containing compound. The fluoride containing compound or mixture of compounds is suitably selected according to the situation and is in the range of about 0.01 percent by weight to about 10 percent by weight.

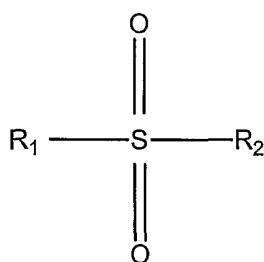
Suitable fluoride compounds are ammonium fluoride, ammonium hydrogen fluoride and hydrogen fluoride. The preferred fluoride compounds are ammonium fluoride and ammonium hydrogen fluoride. The most preferred fluoride compound is ammonium

hydrogen fluoride. For removing residues and photoresists, the fluoride compounds are desirably present in an amount of from about 0.01 percent by weight to about 10 weight percent. In general, the lower the concentration of the fluoride compound in the composition, the higher the temperature of use needs to be.

The silicon oxide etch compositions of the present invention also contain one or more fluoride compounds but the compounds are preferably present in an amount from about 7 weight percent to about 10 weight percent.

The second component include sulfoxide solvents and sulfone solvents or mixtures thereof which correspond to the following:

10



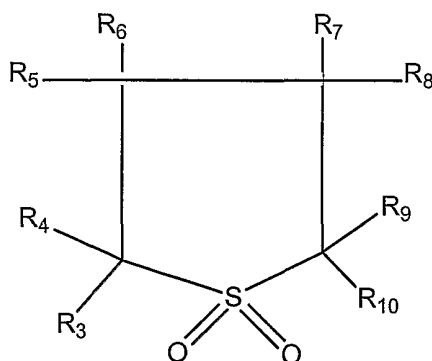
15

where R₁ and R₂ are an H,

OH or alkyl group, at least one is an alkyl group.

Suitable sulfoxide solvents include the following and mixtures thereof: dimethyl sulfoxide (DMSO), dipropylsulfoxide, diethylsulfoxide, methylethylsulfoxide, diphenylsulfoxide, methylphenylsulfoxide, 1,1'-dihydroxyphenyl sulfoxide and the like.

20



25

where R₃ - R₁₀ are independently H or an alkyl

30

group.

Suitable sulfone solvents include the following and mixtures thereof dimethylsulfone, diethylsulfone, and the like. The sulfoxide or sulfone solvents or mixtures thereof are suitably selected according to the situation and are present in the range of about 10 percent by weight to about 95 percent by weight.

35

A preferred embodiment has a solvent to water ratio of about 60:40 although higher or lower ratios may be suitable depending on the particular application. At a ratio of about 60:40 solvent to water no over etching was observed and all residues were removed. Significantly higher solvent to water ratios may lead to over etch of the via sidewall.

As stated earlier, aqueous formulations using a fluoride containing compound that is not ammonium hydrogen fluoride with a sulfoxide solvent will not provide adequate cleaning without resulting in significant corrosion. Thus, where ammonium hydrogen fluoride is not used, one or more co-solvents or basic amine compounds are added to optimize the effectiveness of the formulation while minimizing corrosion. Suitable co-solvents include the following and mixtures thereof: N-alkyl lactams, such as N-methyl-2-pyrrolidone, ester compounds such as acetic acid, methyl acetate, methyl lactate, ethyl acetate, ethyl lactate, glycols such as propylene glycol, ethylene glycol diacetate, polyethylene glycol monolaurate and other suitable co-solvents such as propylene carbonate, methoxyethoxyethanol and the like.

Suitable basic amine compounds include the following and mixtures thereof: hydroxylamine, hydrazine, 2-amino-2-ethoxy ethanol (DGA), monoethanolamine (MEA), diethylhydroxylamine, cholines, tetramethylammonium formate (TMAF), monoisopropanolamine (MIPA), diethanolamine (DEA), triethanolamine (TEA) and the like.

It has been found that the use of ammonium hydrogen fluoride, or ammonium bifluoride, provides for improved stability over other fluoride compounds and provides a significantly higher etch rate because it generates HF_2^- directly. Interestingly, HF_2^- is also the species least corrosive to metals. Thus, it has been found that the use of ammonium hydrogen fluoride will minimize the corrosion of metals as compared to other fluoride compounds.

In addition to the components listed above, the composition contains water. Typically high-purity deionized water is used.

The composition may optionally contain other solvents that would be known to one skilled in the art, including amides and polyols.

The composition may optionally contain corrosion inhibitors. Suitable corrosion inhibitors include inorganic nitrate salts such as ammonium, potassium, sodium and rubidium nitrate salts, aluminum nitrate and zinc nitrate.

The composition may optionally contain chelating agents. Suitable chelating agents are described in commonly assigned U.S. Patent 5,672,577, issued September 30, 1997 to Lee, which is incorporated herein by reference. The addition of a chelator further improves the effectiveness of the formulation used as an etch residue or photoresist remover.

The composition may optionally contain surfactants. Suitable surfactants include poly(vinyl alcohol), poly(ethyleneimine) and any of the surfactant compositions classified as anionic, cationic, nonionic, amphoteric, and silicone based. Preferred surfactants are poly(vinyl alcohol) and poly(ethyleneimine).

5 Some combinations of components require the addition of acids and/or bases to adjust the pH to an acceptable value. The acids suitable for use in the present invention are organic or inorganic. The acids can include nitric, sulfuric, phosphoric, hydrochloric acids (though hydrochloric acid can be corrosive to metals) and the organic acids, formic, acetic, propionic, n-butyric, isobutyric, benzoic, ascorbic, gluconic, malic, malonic, oxalic, succinic, tartaric, citric, and gallic.

10 The caustic components suitable for use to adjust the pH of the cleaning solution can be composed of any common base, i.e. sodium, potassium, magnesium hydroxides, or the like. The major problem is that these bases introduce mobile ions into the final formulation. Mobile ions could destroy computer chips being produced today in the semiconductor industry. Other bases can be used that include ammonium hydroxide or derivatives thereof including trimethyl-2-hydroxyethyl ammonium hydroxide (choline), and the like.

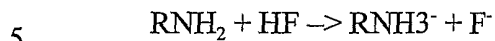
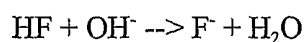
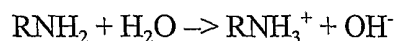
15 The method of cleaning a substrate using the cleaning compositions of the present invention involves contacting a substrate having residue thereon, particularly organometallic or metal oxide residue, with a cleaning composition of the present invention for a time and at a temperature sufficient to remove the residue. Stirring, agitation, circulation, sonication or other techniques as are known in the art optionally may be used. The substrate is generally immersed in the cleaning composition. The time and temperature are determined based on the particular material being removed from a substrate. Generally, the temperature is in the range of from about ambient or room temperature to about 100°C, preferably 55°C, and the contact time is from about 1 to 60 minutes, preferably 5-30 minutes. Generally the substrate will be rinsed after using the composition. Preferred rinse solutions are isopropanol and DI water.

20 The compositions of the invention are particularly useful for removing residue from metal and via features but are also useful for stripping photoresists. The application of the present compositions as a photoresist stripper are easily determined by one of skill in the art. Similarly, the compositions of the present invention are also useful for metal or oxide etch. Such an application and the conditions therefor is also easily determined by one of skill in the art.

25 In addition to the benefits of using ammonium hydrogen fluoride, as described above, it has been found that the addition of a basic amine compound, such as 2-amino-2-ethoxy ethanol and the like, to a aqueous formulation containing a fluoride compound and

35

an organic sulfoxide and/or sulfone solvent effectively neutralizes the HF by forming a quaternary ammonium fluoride salt, for example, according to the following reactions:



Since the F⁻ ions do not attack silicon dioxide, the formulation is less aggressive and reduces unwanted etching.

It has also been found that by adding a co-solvent, such as ethyl lactate and the like, to a aqueous formulation containing a fluoride compound and an organic sulfoxide and/or sulfone solvent improves the capability of the formulation to remove etch residues and photoresists. The effect of ethyl lactate on removing etch residues is due to a modification of the hydrophobicity/hydrophilicity balance, wetting ability and/or the change of polarity of the blend. The addition of a co-solvent such as ethyl lactate and the like provides for active chemical attack by fluoride species, solvation and dissolution.

10
15

Example 1. A group of cleaning chemistries containing the ingredients of ammonium fluoride, water, and a sulfoxide or sulfone solvent were tested with metal wafers which have stacks of TiN / AlCu / TiN / Ti / Oxide etched with a chlorinated plasma in a commercially available etcher. The resulting metal wafers with residues were cut into small sample pieces, and then the sample pieces were immersed into the chemistry solutions in Table 1 for cleaning for 5 minutes at room temperature. The sample pieces were taken out, rinsed with deionized water and dried with the flow of N₂. SEM was performed with a Hitachi 4500 FE-SEM for evaluating cleaning and corrosion effects. Residue removal and corrosion effects on metal stack were assessed by visual comparisons and were all ranked on a scale of 1 to 10. The formulations in table 1 are shown in weight percent.

20
25

Table I						Time	Results	
Formula	40% NH ₄ F	DI water	DMSO	ACN	HDA	(Min.)	Clean	Corrosion
A*	0.75	20	75	0	0	5	10	10
B	1	35	0	64	0	5	10	8
C	1	35	0	0	64	5	8	10

30

35 Reaction Temperature: Room Temperature
DI water: Deionized water
DMSO: Dimethylsulfoxide

Results
Clean lines: 1 - poor, 10 - complete
Corrosion: 1 - severe attack, 10 - no corrosion

ACN: Acetonitrile
HDA: Hydroxylamine

*Formula A also contained 4.25% DMP

The results showed that the DMSO containing formulation gave the combination of the best cleaning performance with the smallest extent of corrosion, in the form of a slight attack on aluminum. On this basis, DMSO was chosen for further study to provide an enhanced formulation.

Example 3. A blend of 42.6 percent by weight ethyl lactate, 28.4 percent by weight DMSO, 28.4 percent by weight water and 0.4 percent by weight ammonium hydrogen fluoride was prepared to clean etch residue from a substrate. Figure 1 shows the effective removal of the etch residue.

Example 4. Ammonium hydrogen fluoride or ammonium bifluoride was substituted in place of ammonium fluoride and hydrofluoric acid. As can be seen in Figures 4A-4C, the best results were using ammonium hydrogen fluoride which effectively removed etch residue without over etching the via being cleaned.

Example 5. A investigation of the intrinsic cleaning performance by the different functional groups was undertaken. Propylene glycol was used as a hydroxyl source, acetyl acetone as carbonyl source, and DGA as nitrogen source. The SEM shown as Figures 5A-5C indicate that hydroxyl groups might help the removal of the bottom residues while carbonyl might aid the cleaning of the residue on the side-wall of the trench. Mixing these components, it was found that the two beneficial effects (alcohol and ketone) on the cleaning were conserved within the mixture. This new finding led to the investigation of the residue and photoresist removal ability of ester groups, which constitute the intermediary functional group in term of polarizability between carboxylic acid/glycol and ketone. The first ester compound tested was methyl acetate and gave beneficial results. The benefits of using an ester group were further confirmed by testing ethylene glycol diacetate and ethyl lactate as is shown in Figures 6A and 6B. Due to its higher solubility in an aqueous solution, ethyl lactate is the preferred ester and the preferred co-solvent.

Different solutions were made up with different DMSO/ESTER/DIW ratios and it was found that the preferred ratio is about 1/1.5/1, in the case of ethyl lactate, as can be seen by the results of SEM Figure 7.

Based on the results of Example 1, formulations with a variety of concentrations of DMSO were tested to determine the effective ranges in combination with ammonium fluoride in the presence of water. The results showed that for cleaning etch resist, DMSO is effective at a concentrations from about 10 percent by weight to about 95% by weight and the effectiveness of the formulation was enhanced by the addition of a basic organic amine

or a co-solvent. The following table demonstrates formulations found to be more effective and versatile than formulations with DMSO alone.

Formula	DMSO	Co-Solvent	Water	Fluoride	Basic Organic Amine	Chelating Agents	Potential field of application
1	65.5		30.6	AF=1.4	DGA=2.5		Stable etchant; residue remover, photoresist remover
2	69		29.5	AHF=1.5			Stable etchant; residue remover, photoresist remover
3	69		27.4	AHF=1.5	Choline (45% in water)=2.1		Stable etchant; residue remover, photoresist remover
4	69		26	AHF=1.5	Choline (45% in water)=3.5		Stable etchant; residue remover, photoresist remover
5	69		24.6	AHF=1.5	Choline (45% in water)=4.9		Stable etchant; residue remover, photoresist remover
6	69		21.8	AHF=1.5	Choline (45% in water)=7.7		Stable etchant; residue remover, photoresist remover
7	69		23.1	20%aq AHF=7.4	MEA=0.5		Stable etchant; residue remover, photoresist remover
8	69		22.8	20%aq AHF=7.4	MEA=0.8		Stable etchant; residue remover, photoresist remover
9	69		22.5	20%aq AHF=7.4	MEA=1.1		Stable etchant; residue remover, photoresist remover
10	69		22	20%aq AHF=7.4	MEA=1.60		Stable etchant; residue remover, photoresist remover
11	69		30	HF=0.5	MEA=0.5		Stable etchant; residue remover, photoresist remover
12	69		29.7	HF=0.5	MEA=0.8		Stable etchant; residue remover, photoresist remover
13	69		29.4	HF=0.5	MEA=1.1		Stable etchant; residue remover, photoresist remover
14	69		28.7	HF=0.5	MEA=1.8		Stable etchant; residue remover, photoresist remover
15	69		29.7	HF=0.5	DGA=0.84		Stable etchant; residue remover, photoresist remover
16	69		29.1	HF=0.5	DGA=1.36		Stable etchant; residue remover, photoresist remover
17	69		28.3	HF=0.5	DGA=2.20		Stable etchant; residue remover, photoresist remover
18	69		27.4	HF=0.5	DGA=3.15		Stable etchant; residue remover, photoresist remover
19	69		29.3	AF=0.6;AHF=1.1			Stable etchant; residue remover, photoresist remover
20	69		29.1	AF=1.2;AHF=0.75			Stable etchant; residue remover, photoresist remover
21	69		28.8	AF=1.8;AHF=0.37			Stable etchant; residue remover, photoresist remover

5	22	69		25.1	AHF(20% in water)=5.9	Choline (45% in water)=0		Stable etchant; residue remover, photoresist remover
	23	69		23	AHF(20% in water)=5.9	Choline (45% in water)=2.1		Stable etchant; residue remover, photoresist remover
	24	69		21.6	AHF(20% in water)=5.9	Choline (45% in water)=3.5		Stable etchant; residue remover, photoresist remover
	25	69		20.2	AHF(20% in water)=5.9	Choline (45% in water)=4.9		Stable etchant; residue remover, photoresist remover
	26	69		17.4	AHF(20% in water)=5.9	Choline (45% in water)=7.7		Stable etchant; residue remover, photoresist remover
10	27	69		25.5	AHF(20% in water)=5.5			Stable etchant; residue remover, photoresist remover
	28	69		27.3	AHF(20% in water)=3.7			Stable etchant; residue remover, photoresist remover
	29	69		27.7	AHF(20% in water)=2.3			Stable etchant; residue remover, photoresist remover
	30	10		82.6	AHF(20% in water)=7.4			Stable etchant; residue remover
	31	30		62.6	AHF(20% in water)=7.4			Stable etchant; residue remover
15	32	50		42.6	AHF(20% in water)=7.4			Stable etchant; residue remover, photoresist remover
	33	70		22.6	AHF(20% in water)=7.4			Stable etchant; residue remover, photoresist remover
	34	90		2.6	AHF(20% in water)=7.4			Stable etchant; residue remover, photoresist remover
	35	69		28.5	HF(40%aq)=0.65	Choline=1.9		Stable etchant; residue remover, photoresist remover
	36	69		27.7	HF(40%aq)=0.65	Choline=2.7		Stable etchant; residue remover, photoresist remover
20	37	69		26.9	HF(40%aq)=0.65	Choline=3.5		Stable etchant; residue remover, photoresist remover
	38	69		29.6	HF(40%aq)=0.65	DGA=0.74		Stable etchant; residue remover, photoresist remover
	39	69		29.4	HF(40%aq)=0.65	DGA=1.0		Stable etchant; residue remover, photoresist remover
	40	69		29	HF(40%aq)=0.65	DGA=1.4		Stable etchant; residue remover, photoresist remover
	41	69		25.3	AHF(20%aq)=5.7			Stable etchant; residue remover, photoresist remover
30	42	69		28.2	AHF(20%aq)=2.85			Stable etchant; residue remover, photoresist remover
	43	69		30.4	AHF(20%aq)=0.57			Stable etchant; residue remover, photoresist remover
	44	85		12.2	AHF(20%aq)=2.85			Stable etchant; residue remover, photoresist remover
	45	50			AHF=3.705	DGA=50		Stable etchant; residue remover, photoresist remover

	46	50			AHF=1.8525	DGA=50		Stable etchant; residue remover, photoresist remover
	47	69		29.5	AHF(20%aq)=1.4	MEA=0.15		Stable etchant; residue remover, photoresist remover
	48	69		27.9	AHF(20%aq)=2.80	MEA=0.30		Stable etchant; residue remover, photoresist remover
5	49	69		29.4	AHF(20%aq)=1.4	MEA=0.21		Stable etchant; residue remover, photoresist remover
	50	69		27.8	AHF(20%aq)=2.80	MEA=0.42		Stable etchant; residue remover, photoresist remover
	51	69		29.3	AHF(20%aq)=1.4	MEA=0.30		Stable etchant; residue remover, photoresist remover
	52	69		27.6	AHF(20%aq)=2.80	MEA=0.60		Stable etchant; residue remover, photoresist remover
10	53	67.3		28.7	AF=1.3	DGA=0.1	Gallic Acid=1.6	Stable etchant; residue remover, photoresist remover
	54	68.3	Acetic Acid=0.9	29.5	AF=1.3			Stable etchant; residue remover, photoresist remover
	55	68	Acetic Acid=0.6	29.2	AF=2.2			Stable etchant; residue remover, photoresist remover
15	56	67.9	Acetic Acid=.6	29.1	AF=2.2	DGA=0.1		Stable etchant; residue remover, photoresist remover
	57	49.1	NMP=19.6	29.6	AHF=1.3	MEA=0.3		Stable etchant; residue remover
	58	19.6	NMP=49.1	29.5	AHF=1.3	MEA=0.3		Stable etchant; residue remover
	59	58.3	Ethyl Acetate=16.6	25	AHF=0.4			Stable etchant; residue remover, photoresist remover
20	60	53.8	Ethyl Acetate=15.3; PG=7.7	23	AHF=0.4			Stable etchant; residue remover, photoresist remover
	61	49.7	Ethyl Acetate=28.4	21	AHF=0.4			Stable etchant; residue remover
	62	46.6	Ethyl Acetate=26.6 PG=6.6	20	AHF=0.4			Stable etchant; residue remover
25	63	44.9	Ethyl Acetate=25.8 %; PG=6.4; Acetyl Acetone=3	19.3	AHF=0.4			Stable etchant; residue remover
	64	45.5	Ethyl Acetate=26 PG=8.6	19.5	AHF=0.4			Stable etchant; residue remover
30	65	28.4	Methyl-s-lactate=42.6	28.4	AHF=0.4			Stable etchant; residue remover
	66	28.4	Ethyl-s-lactate=42.6	28.4	AHF=0.4			Stable etchant; residue remover
35	67	24.9	Ethylene glycol diacetate=37.3	37.3	AHF=0.4			Stable etchant; residue remover

	68	24.9	Poly ethylene glycol monolaurate=37.3	37.3	AHF=0.4			Stable etchant; residue remover
	69	33.1	Ethylene glycol diacetate=49.7	16.5	AHF=0.4			Stable etchant; residue remover
5	70	28.4	Ethylene glycol diacetate=42.6	28.4	AHF=0.4			Stable etchant; residue remover
	71	24.9	Ethylene glycol diacetate=37.30	37.3	AHF=0.4			Stable etchant; residue remover
10	72	16.5	Ethylene glycol diacetate=56.8	16.5	AHF=0.4			Stable etchant; residue remover
	73	14.2	Ethylene glycol diacetate=52	28.4	AHF=0.4			Stable etchant; residue remover
15	74	12.5	Ethylene glycol diacetate=49.7	37.4	AHF=0.4			Stable etchant; residue remover
	75	33.1	Ethyl-s-lactate=49.7	16.5	AHF=0.4			Stable etchant; residue remover
20	76	28.4	Ethyl-s-lactate=42.6	28.4	AHF=0.4			Stable etchant; residue remover
	77	24.9	Ethyl-s-lactate=37.3	37.3	AHF=0.4			Stable etchant; residue remover
	78	16.5	Ethyl-s-lactate=56.8	16.5	AHF=0.4			Stable etchant; residue remover
25	79	14.2	Ethyl-s-lactate=52	28.4	AHF=0.4			Stable etchant; residue remover
	80	12.5	Ethyl-s-lactate=49.7	37.4	AHF=0.4			Stable etchant; residue remover
	81	18	NMP =49	29.3	AF(40%) =0.75	DGA=3		Residue remover
	82	25	NMP =20; PC=25	29.3	AF(40%) =0.75			Residue remover
30	83	25	PC=45	29.3	AF(40%) =0.75			Residue remover
	84	25	NMP =45	29.3	AF(40%) =0.75			Residue remover
	85	40	NMP =30	29.3	AF(40%) =0.75			Residue remover
35	86	57.25		29.3	AF(40%) =3.5	DGA = 10		Residue remover

	87	62.25		29.3	AF(40%) =3.5	DGA = 5		Residue remover
	88	64.25		29.3	AF(40%) =3.5	DGA = 3		Residue remover
	89	64.75		29.3	AF(40%) =3.5	DGA = 2.5		Residue remover
5	90	30	NMP =36.5; PG = 2.9	30	HF(50%) = 0.1	MIPA = 0.5		Residue remover
	91	30	NMP =34.5; PG = 2.9	30	HF(50%) = 0.1	DGA = 2.5		Residue remover
	92	30	NMP =36.9; PG = 2.9	30	HF(50%) = 0.1	MEA = 0.1		Residue remover
10	93	30	NMP =55.5; PG = 2.9	10	HF(50%) = 0.1	MEA = 1	DCH = 0.5	Residue remover
	94	32	NMP =52.5; PG = 2.9	10	HF(50%) = 0.1	MEA = 2	DCH = 0.5	Residue remover
	95	33.5	NMP =30; PG = 2.9	30	HF(50%) = 0.1	DGA = 3.5		Residue remover
	96	34.5	NMP =55.5; PG = 2.9	5	HF(50%) = 0.1	DGA = 2		Residue remover
15	97	35	NMP =30; PG = 2.9	30	HF(50%) = 0.1	DGA = 2		Residue remover
	98	35	NMP =50; PG = 2.9	10	HF(50%) = 0.1	DGA = 2		Residue remover
	99	35	NMP =56.9; PG = 2.9	5	HF(50%) = 0.1	MEA = 0.1		Residue remover
20	100	35.5	NMP =30; PG = 2.9	30	HF(50%) = 0.1	MIPA = 1.5		Residue remover
	101	36	NMP =30; PG = 2.9	30	HF(50%) = 0.1	MIPA = 1		Residue remover
	102	36	NMP =30; PG = 2.9	30	HF(50%) = 0.1	MEA = 1		Residue remover
25	103	36.5	NMP =30; PG = 2.9	30	HF(50%) = 0.1	MEA = 0.5		Residue remover
	104	36.9	NMP =30; PG = 2.9	30	HF(50%) = 0.1	MIPA = 0.1		Residue remover
	105	36.9	NMP =30; PG = 2.9	30	HF(50%) = 0.1	MEA = 0.1		Residue remover
	106	37	NMP =49.9; PG = 2.9	10	HF(50%) = 0.1	MEA = 0.1		Residue remover
30	107	37	NMP =49.5; PG = 2.9	10	HF(50%) = 0.1	MEA = 0.5		Residue remover
	108	37	NMP =54.5; PG = 2.9	5	HF(50%) = 0.1	MEA = 0.5		Residue remover
	109	37	NMP =49; PG = 2.9	10	HF(50%) = 0.1	MEA = 0.5	DCH = 0.5	Residue remover
35	110	37	NMP =48; PG = 2.9	10	HF(50%) = 0.1	MEA = 1.5	DCH = 0.5	Residue remover

5

111	53.75	PG=15	27.3	AF(40%) = 2.5	HDA [®] = 1.5	Residue remover
112	68		28.5	AF(40%) = 2.5	DEHA = 1	Residue remover
113	68.5		28.5	AF(40%) = 2.5	DEHA = 0.5	Residue remover
114	68.9		28.5	AF(40%) = 2.5	DEHA = 0.1	Residue remover
115	71.8		28	HF(50%) = 0.1	TBPH = 0.1	Residue remover

10

where: HF = hydrogen fluoride
 DCH = dicarbethoxy hydrazine
 AHF = ammonium hydrogen fluoride (ammonium bifluoride)
 AF = ammonium fluoride
 MEA = monoethanolamine
 PG = propylene glycol
 HDA[®] = hydroxylamine
 MIPA = monoisopropanolamine
 TBPH = tetrabutyl phosphonium hydroxide
 TMAF = tetramethylammonium formate
 DGA = diglycolamine
 NMP = N-methyl pyrrolidone
 PC = propylene carbonate
 DEHA = diethylhydroxylamine

A preferred embodiment comprises: 65.5% DMSO, 3.5% ammonium fluoride (40% aqueous), 28.5% DI water, and 2.5% DGA. (Performance: Clean = 10, Corrosion = 10).

Another preferred embodiment comprises: 25% DMSO, 0.75% ammonium fluoride (40% aqueous), 29.25% DI water, and 45% NMP. (Performance: Clean = 10, Corrosion = 10).

Another preferred embodiment comprises: 40% DMSO, 0.75% ammonium fluoride (40% aqueous), 29.25% DI water, and 30% NMP. (Performance: Clean = 10, Corrosion = 10).

Another preferred embodiment comprises: 18% DMSO, 0.75% ammonium fluoride (40% aqueous), 29.25% DI water, 49.5% NMP, and 3% DGA (Performance: Clean = 9.8, Corrosion = 10).

Similarly, with routine experimentation, one skilled in the art can easily determine effective amounts of each component of the present invention for the particular photoresist stripping, post-etch residue cleaning, or metal or oxide etch application.

One skilled in the art will recognize from the foregoing examples that modifications and variations can, and are expected to be made, to the foregoing solution in accordance with varying conditions inherent in the production process. The embodiments above are given by way of example. The teaching examples do not limit the present invention.

All publications and patent applications mentioned in this specification are herein incorporated by reference to the same extent as if each individual publication or patent application was specifically and individually indicated to be incorporated by reference.

35

The invention now being fully described, it will be apparent to one of ordinary skill in the art that many changes and modifications can be made thereto without departing from the spirit or scope of the appended claims.

5

10

15

20

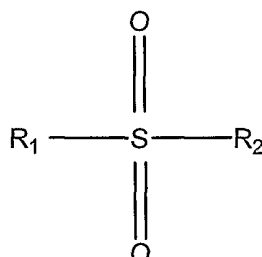
25

30

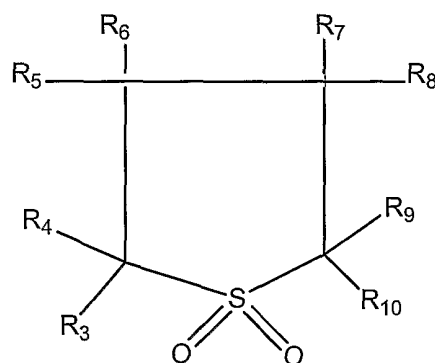
35

WHAT IS CLAIMED IS:

1. A composition for stripping photoresist and cleaning etch residue from substrates comprising from about 0.01 percent by weight to about 10 percent by weight of one or more fluoride compounds, from about 15 percent by weight to about 50 percent by weight water, from about 10 percent by weight to about 95 percent by weight of a compound which is either an organic sulfoxide corresponding to the following:



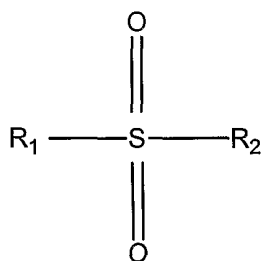
where R_1 and R_2 are H, OH or an alkyl, at least one of R_1 and R_2 is an alkyl, or a sulfone solvent corresponding to the following:



where $\text{R}_3 - \text{R}_{10}$ are independently H or an alkyl group, and from about 0.1 to about 15 percent by weight of a basic amine compound.

2. The composition of claim 1 wherein said fluoride compound is ammonium fluoride and said organic sulfoxide is dimethylsulfoxide.
3. The composition of claim 2 wherein said basic amine compound is selected from the group consisting of hydroxylamine, hydrazine, 2-amino-2-ethoxy ethanol, monoethanolamine, diethylhydroxylamine, choline, tetramethylammonium formate, monoisopropanolamine, diethanolamine, triethanolamine.
4. The composition of claim 1 wherein the ratio of total solvent/amine to water is from about 1.5:1 to about 2.5:1.
5. The composition of claim 2 wherein said composition comprises about 3.5% by weight of a 40% aqueous solution of ammonium fluoride, about 65.5% by weight dimethylsulfoxide, about 28.5% water, and about 2.5% 2-amino 2-ethoxyethanol.

6. A composition for etching metal or oxide comprising from about 7.5 percent by weight to about 10 percent by weight of one or more fluoride compounds, from about 15 percent by weight to about 50% by weight water, and from about 10 percent by weight to about 95% by weight of an organic sulfoxide or sulfone solvent.
- 5 7. The composition of claim 1 wherein said composition comprises about 3.5% by weight of ammonium fluoride, about 65.5% by weight dimethylsulfoxide, about 28.5% water, and about 2.5% 2-amino 2-ethoxyethanol.
8. The composition of claim 3 wherein said basic amine compound is choline.
9. The composition of claim 1 further comprising a chelating agent selected from the group consisting of gallic acid, catechol tetrabutyl phosphonium hydroxide and dicarbethoxyhydrazine.
- 10 10. The composition of claim 1 further comprising a co-solvent selected from the group consisting of acetic acid, methyl acetate, methyl lactate, ethyl acetate, ethylene glycol diacetate, ethyl lactate, propylene glycol, propylene carbonate, N-methyl pyrrolidone, methoxyethoxyethanol and polyethylene glycol monolaurate.
- 15 11. A method of removing a photoresist coating from a substrate using the composition of claim 1.
12. A method of removing etch residue from a substrate using the composition of claim 1.
- 20 13. A method of etching silicon oxide using the composition of claim 1.
14. A composition for stripping photoresist and cleaning etch residue from substrates comprising from about 0.01 percent by weight to about 10 percent by weight of one or more fluoride compounds, from about 15 percent by weight to about 50 percent by weight water, from about 10 percent by weight to about 95 percent by weight of a compound which is either an organic sulfoxide corresponding to the following:
- 25

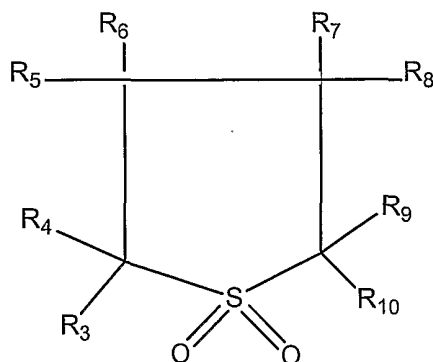


30

where R_1 and R_2 are H, OH or an alkyl, at least one of R_1 and R_2 is an alkyl, or a sulfone solvent corresponding to the following:

35

5



where $R_3 - R_{10}$ are independently H or an alkyl group, and a co-solvent.

10

15. The composition of claim 14 wherein the co-solvent is present in an amount from about 0.1 to about 60 percent by weight.

16. The composition of claim 15 wherein the co-solvent is selected from acetic acid, methyl acetate, methyl lactate, ethyl acetate, ethylene glycol diacetate, ethyl lactate, propylene glycol, propylene carbonate, N-methyl pyrrolidone, methoxyethoxyethanol and polyethylene glycol monolaurate.

15

17. The composition of claim 16 wherein said fluoride compound is ammonium hydrogen fluoride and said organic sulfoxide is dimethylsulfoxide.

18. The composition of claim 16 wherein said fluoride compound is ammonium fluoride and said organic sulfoxide is dimethylsulfoxide.

20

19. The composition of claim 14 further comprising a chelating agent selected from the group consisting of gallic acid, catechol, tetrabutyl phosphonium hydroxide and dicarbethoxyhydrazine.

20. A method of removing a photoresist coating from a substrate using the composition of claim 14.

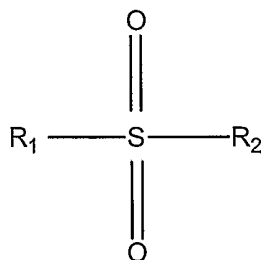
25

21. A method of removing etch residue from a substrate using the composition of claim 14.

22. A method of etching silicon oxide using the composition of claim 14.

23. A composition for stripping photoresist and cleaning etch residue from substrates comprising from about 0.01 percent by weight to about 10 percent by weight of ammonium hydrogen fluoride, from about 15 percent by weight to about 50 percent by weight water and from about 10 percent by weight to about 95 percent by weight of a compound which is either an organic sulfoxide solvent corresponding to the following:

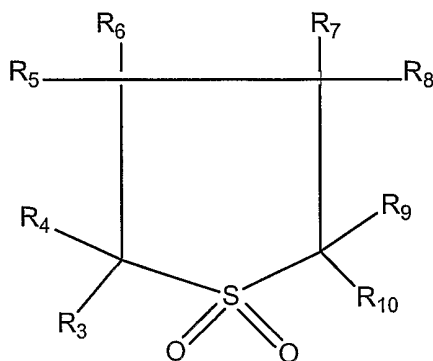
35



5

where R_1 and R_2 are H, OH or an alkyl, at least one of R_1 and R_2 is an alkyl or sulfone solvent corresponding to the following:

10



15

where $\text{R}_3 - \text{R}_{10}$ are independently H or an alkyl group.

24. The composition of claim 23 wherein the organic sulfoxide is dimethylsulfoxide.
- 20 25. The composition of claim 24 wherein the composition further contains a co-solvent selected from the group consisting of acetic acid, methyl acetate, methyl lactate, ethyl acetate, ethylene glycol diacetate, ethyl lactate, propylene glycol, propylene carbonate, N-methyl pyrrolidone, methoxyethoxyethanol and polyethylene glycol monolaurate.
- 25 26. The composition of claim 24 wherein the composition further contains a basic amine compound selected from the group consisting of hydroxylamine, hydrazine, 2-amino-2-ethoxy ethanol, monoethanolamine, diethylhydroxylamine, choline, tetramethylammonium formate, monoisopropanolamine, diethanolamine, and triethanolamine.
- 30 27. The composition of claim 24 further comprising a chelating agent selected from the group consisting of gallic acid, catechol, tetrabutyl phosphonium hydroxide and dicarbethoxyhydrazine.
28. The composition of claim 24 wherein the composition further contains from about 30 to about 60 percent by weight ethyl lactate.
- 35 29. A method of removing a photoresist coating from a substrate using the composition of claim 23.

- 30. A method of removing etch residue from a substrate using the composition of claim 23.
- 31. A method of etching silicon oxide using the composition of claim 23.

5

10

15

20

25

30

35

FIG. 1




FIG. 2

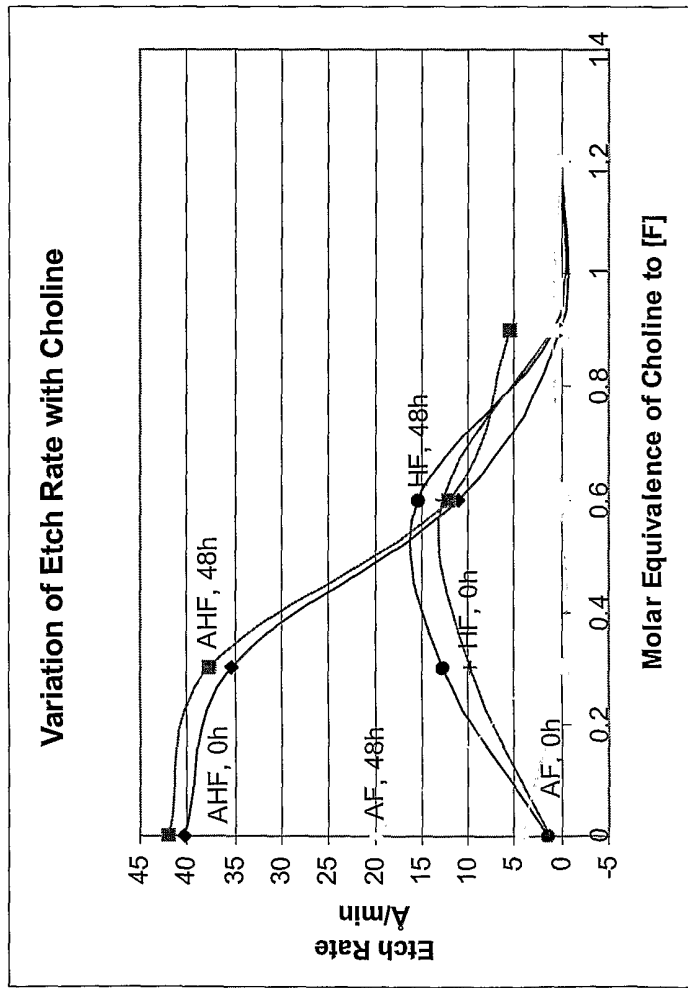


FIG. 3

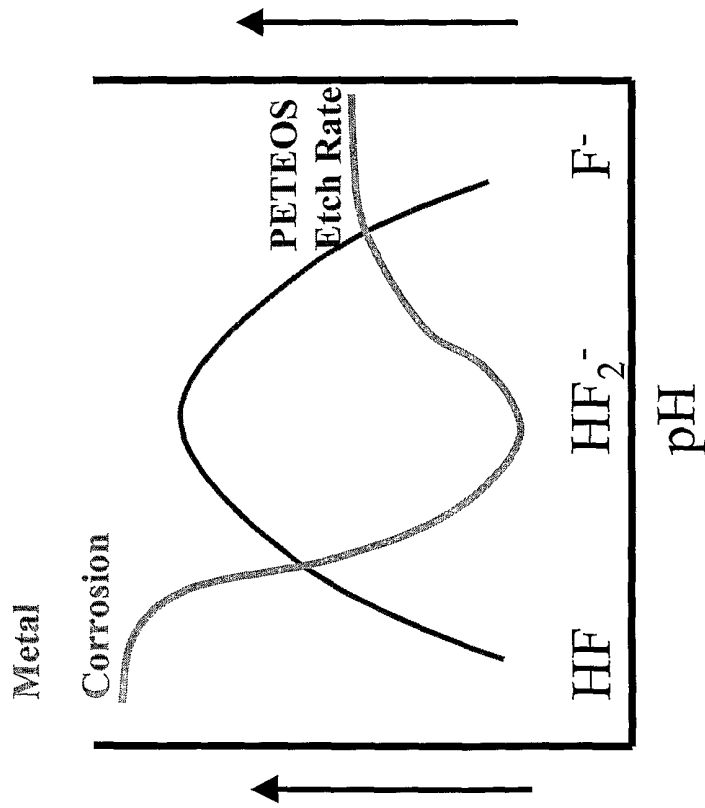


FIG. 4A




FIG. 4B




FIG. 4C

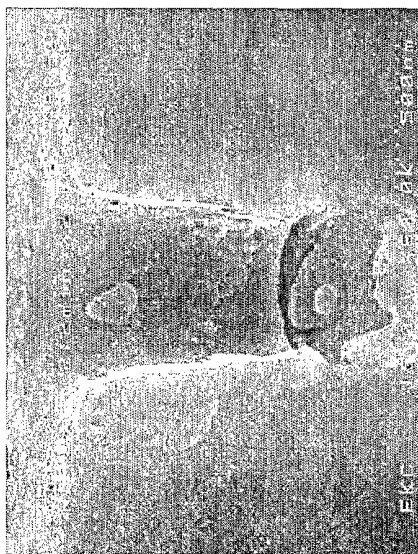


FIG. 5A

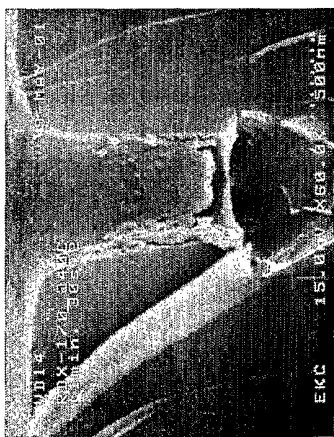


FIG. 5B




FIG. 5C





FIG. 7



INTERNATIONAL SEARCH REPORT

Intern application No.
PCT/US01/21718

A. CLASSIFICATION OF SUBJECT MATTER IPC(7) :B44C 1/22; C09K 13/00; H01L 21/00 US CL :134/1.3; 252/79.1; 438/745 According to International Patent Classification (IPC) or to both national classification and IPC		
B. FIELDS SEARCHED Minimum documentation searched (classification system followed by classification symbols) U.S. : 134/1.3,3; 252/79.1, 79.2, 79.3, 79.4, 79.5 ; 438/745 Documentation searched other than minimum documentation to the extent that such documents are included in the fields searched Electronic data base consulted during the international search (name of data base and, where practicable, search terms used)		
C. DOCUMENTS CONSIDERED TO BE RELEVANT		
Category*	Citation of document, with indication, where appropriate, of the relevant passages	Relevant to claim No.
A	US 5,792,274 A (TANABE ET AL) 11 August 1998 (11/08/98), see entire document.	1-31
A	US 5,928,430 A (WARD ET AL) 27 July 1999 (27/07/99), see entire document.	1-31
<input type="checkbox"/> Further documents are listed in the continuation of Box C. <input type="checkbox"/> See patent family annex.		
*	Special categories of cited documents:	
"A"	document defining the general state of the art which is not considered to be of particular relevance	"T" later document published after the international filing date or priority date and not in conflict with the application but cited to understand the principle or theory underlying the invention
"E"	earlier document published on or after the international filing date	"X" document of particular relevance; the claimed invention cannot be considered novel or cannot be considered to involve an inventive step when the document is taken alone
"I"	document which may throw doubts on priority claim(s) or which is cited to establish the publication date of another citation or other special reason (as specified)	"Y" document of particular relevance; the claimed invention cannot be considered to involve an inventive step when the document is combined with one or more other such documents, such combination being obvious to a person skilled in the art
"O"	document referring to an oral disclosure, use, exhibition or other means	"&" document member of the same patent family
"P"	document published prior to the international filing date but later than the priority date claimed	
Date of the actual completion of the international search	Date of mailing of the international search report	
26 SEPTEMBER 2001	16 NOV 2001	
Name and mailing address of the ISA/US Commissioner of Patents and Trademarks Box PCT Washington, D.C. 20231	Authorized officer	
Facsimile No. (703) 805-3230	WILLIAM A. POWELL DEBORAH THOMAS PARALEGAL SPECIALIST <i>Dut</i>	
	Telephone No. (703) 308-1975	