



US00D732185S

(12) **United States Design Patent**
Kuechle et al.

(10) **Patent No.:** **US D732,185 S**

(45) **Date of Patent:** **** Jun. 16, 2015**

(54) **INSTRUMENT HOUSING**

(71) Applicant: **Fluidigm**, South San Francisco, CA (US)

(72) Inventors: **Temujin W. Kuechle**, Santa Cruz, CA (US); **Raphael Hebert**, Santa Cruz, CA (US); **David Moriconi**, Ben Lomond, CA (US)

(73) Assignee: **Fluidigm Corporation**, South San Francisco, CA (US)

(**) Term: **14 Years**

(21) Appl. No.: **29/442,488**

(22) Filed: **Mar. 13, 2013**

(51) **LOC (10) Cl.** **24-01**

(52) **U.S. Cl.**
USPC **D24/216**

(58) **Field of Classification Search**
USPC D24/107, 108, 111, 144, 158, 169, 232, D24/216, 186; 422/50, 63-67
CPC G01N 2035/00891; G01N 33/86
See application file for complete search history.

(56) **References Cited**

U.S. PATENT DOCUMENTS

D229,515 S *	12/1973	Salsglver	D10/46
D261,034 S *	9/1981	Armbruster	D24/186
D297,763 S *	9/1988	Daynes	D24/186
D298,166 S *	10/1988	Chennault	D24/186
D400,249 S *	10/1998	Holubar et al.	D24/107
D424,956 S *	5/2000	von Buelow et al.	D10/81
D561,349 S *	2/2008	Levin et al.	D24/232
D571,474 S *	6/2008	Sjo-Gaber et al.	D24/186
D598,551 S *	8/2009	Miwa et al.	D24/186

D612,503 S *	3/2010	Johnston et al.	D24/186
D669,181 S *	10/2012	Prado	D24/158
D669,182 S *	10/2012	Prado	D24/158
D678,530 S *	3/2013	Khan et al.	D24/186
D680,657 S *	4/2013	Lee et al.	D24/216
D682,432 S *	5/2013	Khan et al.	D24/186
D682,441 S *	5/2013	Kim	D24/216
8,512,636 B2 *	8/2013	Blanton et al.	422/65
D693,469 S *	11/2013	Chung et al.	D24/169
D693,928 S *	11/2013	Chung et al.	D24/169
D694,422 S *	11/2013	Cook et al.	D24/216
D694,888 S *	12/2013	Chung et al.	D24/169
D694,899 S *	12/2013	Cook et al.	D24/216
D702,852 S *	4/2014	Podhasky et al.	D24/216
D718,462 S *	11/2014	Cook et al.	D24/216
2010/0273248 A1 *	10/2010	Ha et al.	435/287.3

* cited by examiner

Primary Examiner — Deanna L Pratt

Assistant Examiner — Lilyana Bekic

(74) *Attorney, Agent, or Firm* — Kilpatrick Townsend & Stockton LLP

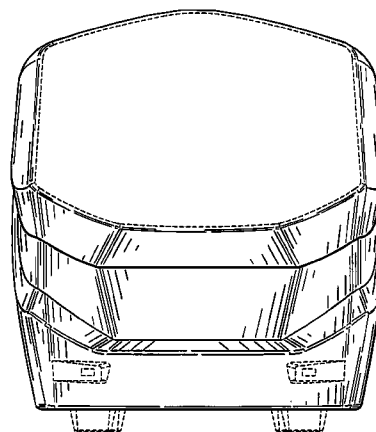
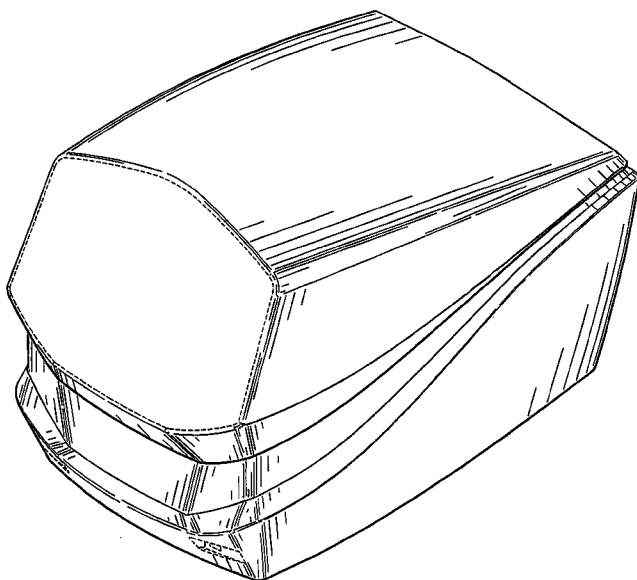
(57) **CLAIM**

The ornamental design for an instrument housing, as shown and described.

DESCRIPTION

FIG. 1 is a perspective view of an instrument housing.
FIG. 2 is a front view of the instrument housing of FIG. 1.
FIG. 3 is a right side view of the instrument housing of FIG. 1.
FIG. 4 is a left side view of the instrument housing of FIG. 1.
FIG. 5 is a top view of the instrument housing of FIG. 1; and, FIG. 6 is a rear view of the instrument housing of FIG. 1.
The broken lines illustrate portions of the instrument housing that form no part of the claimed design.

1 Claim, 6 Drawing Sheets



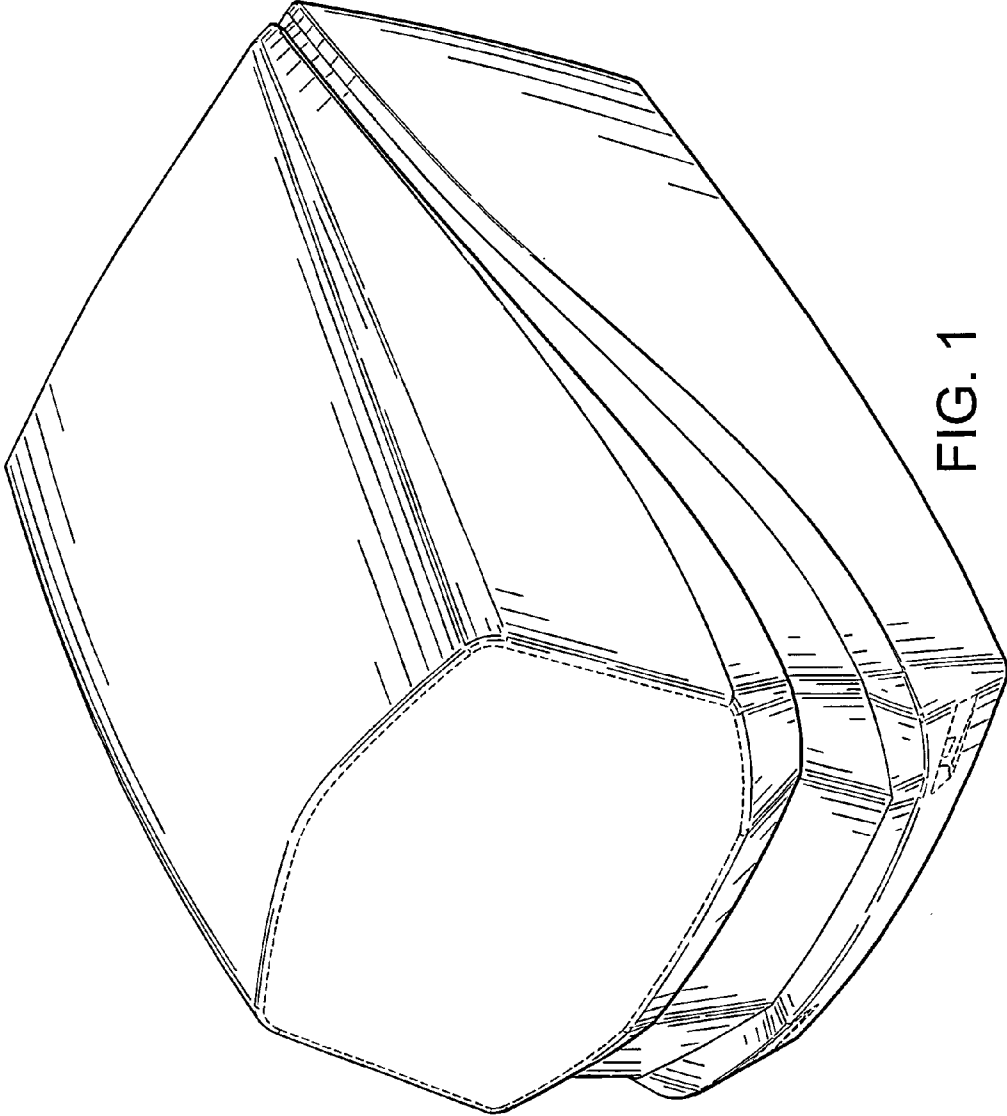


FIG. 1

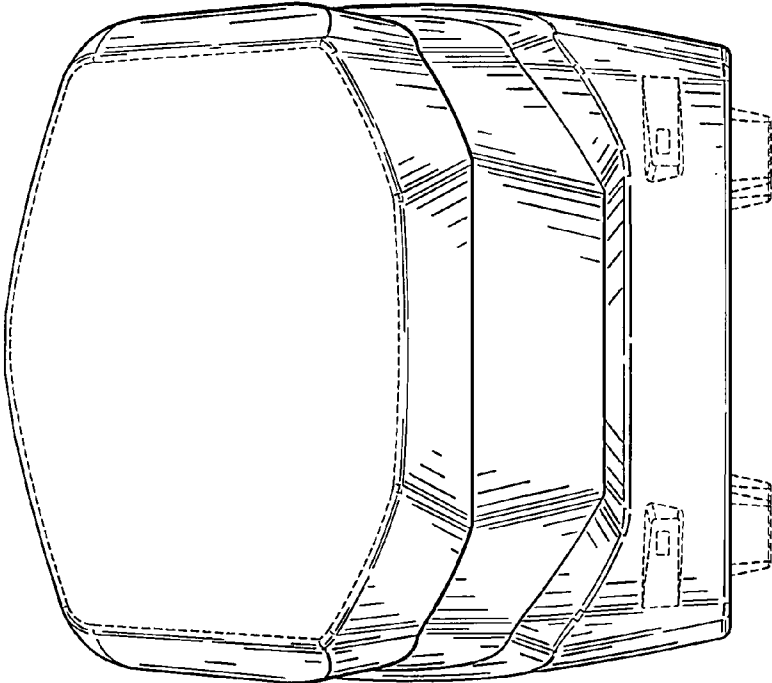


FIG. 2

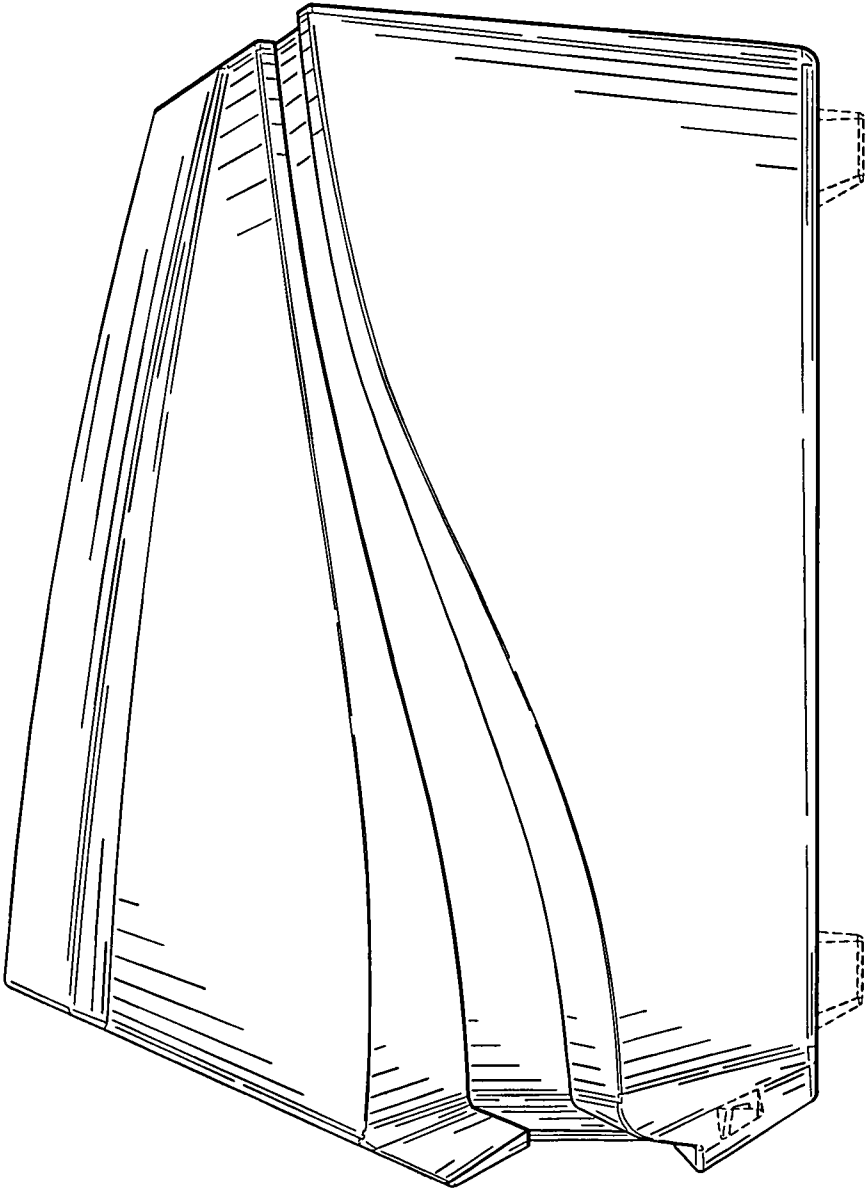


FIG. 3

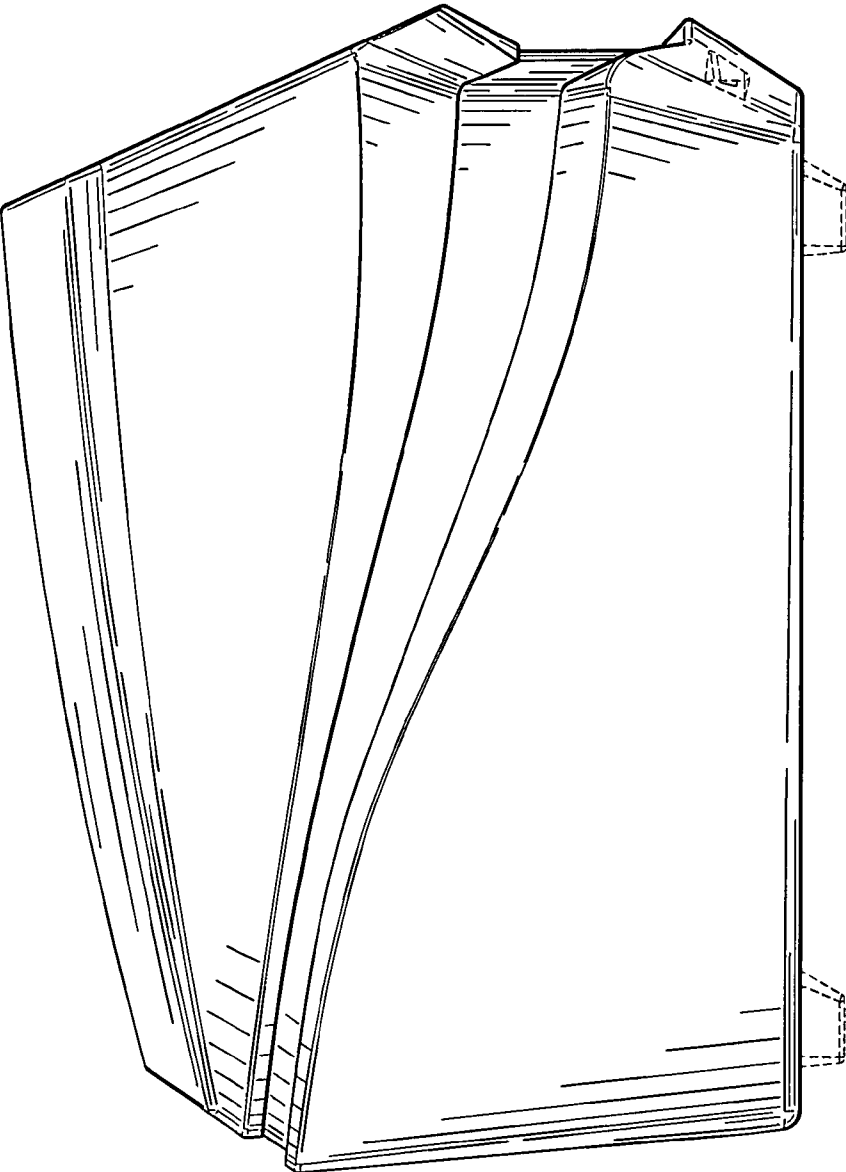


FIG. 4



FIG. 5

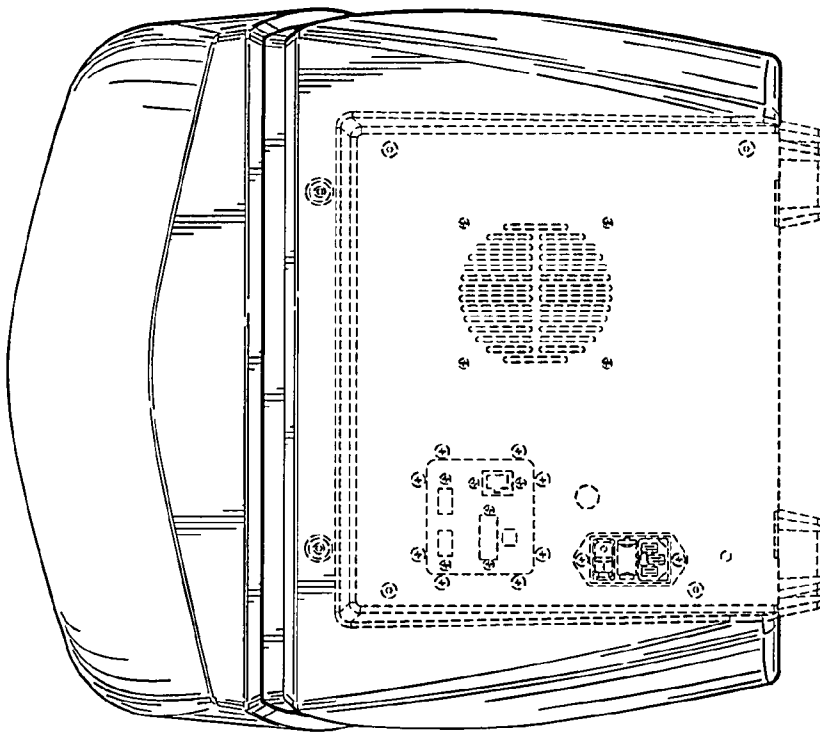


FIG. 6