



US00D474141S

(12) **United States Design Patent**
Foose

(10) **Patent No.:** **US D474,141 S**

(45) **Date of Patent:** **** May 6, 2003**

(54) **VEHICLE-WHEEL FRONT FACE**

(75) Inventor: **Douglas S. Foose**, Tustin, CA (US)

(73) Assignee: **Mobile Hi-Tech Wheels**, La Palma, CA (US)

(**) Term: **14 Years**

(21) Appl. No.: **29/171,675**

(22) Filed: **Nov. 26, 2002**

(51) **LOC (7) Cl.** **12-16**

(52) **U.S. Cl.** **D12/211**

(58) **Field of Search** D12/204-211;
301/37.101, 64.101, 65

(56) **References Cited**

U.S. PATENT DOCUMENTS

D361,547 S	*	8/1995	Weld	D12/211
D391,215 S	*	2/1998	Cervati	D12/209
D410,618 S	*	6/1999	Hussaini et al.	D12/211
D432,973 S	*	10/2000	Fitzgerald	D12/209
D451,876 S	*	12/2001	Kohl	D12/211
D456,757 S	*	5/2002	Schroeder	D12/211
D465,758 S	*	11/2002	Plessing	D12/211

* cited by examiner

Primary Examiner—Stacia Cadmus

(74) *Attorney, Agent, or Firm*—Christie, Parker & Hale, LLP

(57) **CLAIM**

The ornamental design for vehicle-wheel front face, as shown and described.

DESCRIPTION

FIG. 1 is a perspective view of a vehicle-wheel front face according to my new design;

FIG. 2 is a front elevational view thereof;

FIG. 3 is a side elevational view thereof, and is also applicable to a second embodiment depicted in FIGS. 4 and 5;

FIG. 4 is a perspective view of a second embodiment using a different center cap;

FIG. 5 is a front elevational view of the second embodiment;

FIG. 6 is a perspective view of a third embodiment using six spokes instead of five;

FIG. 7 is a front elevational view of the third embodiment;

FIG. 8 is a side elevational view of the third embodiment, and is also applicable to a fourth embodiment shown in FIGS. 9 and 10;

FIG. 9 is a perspective view of a fourth embodiment using a different center cap; and,

FIG. 10 is a front elevational view of the fourth embodiment.

Portions of the wheel depicted in broken line are for illustrative purposes only, and form no part of the claimed design.

1 Claim, 10 Drawing Sheets





FIG. 1

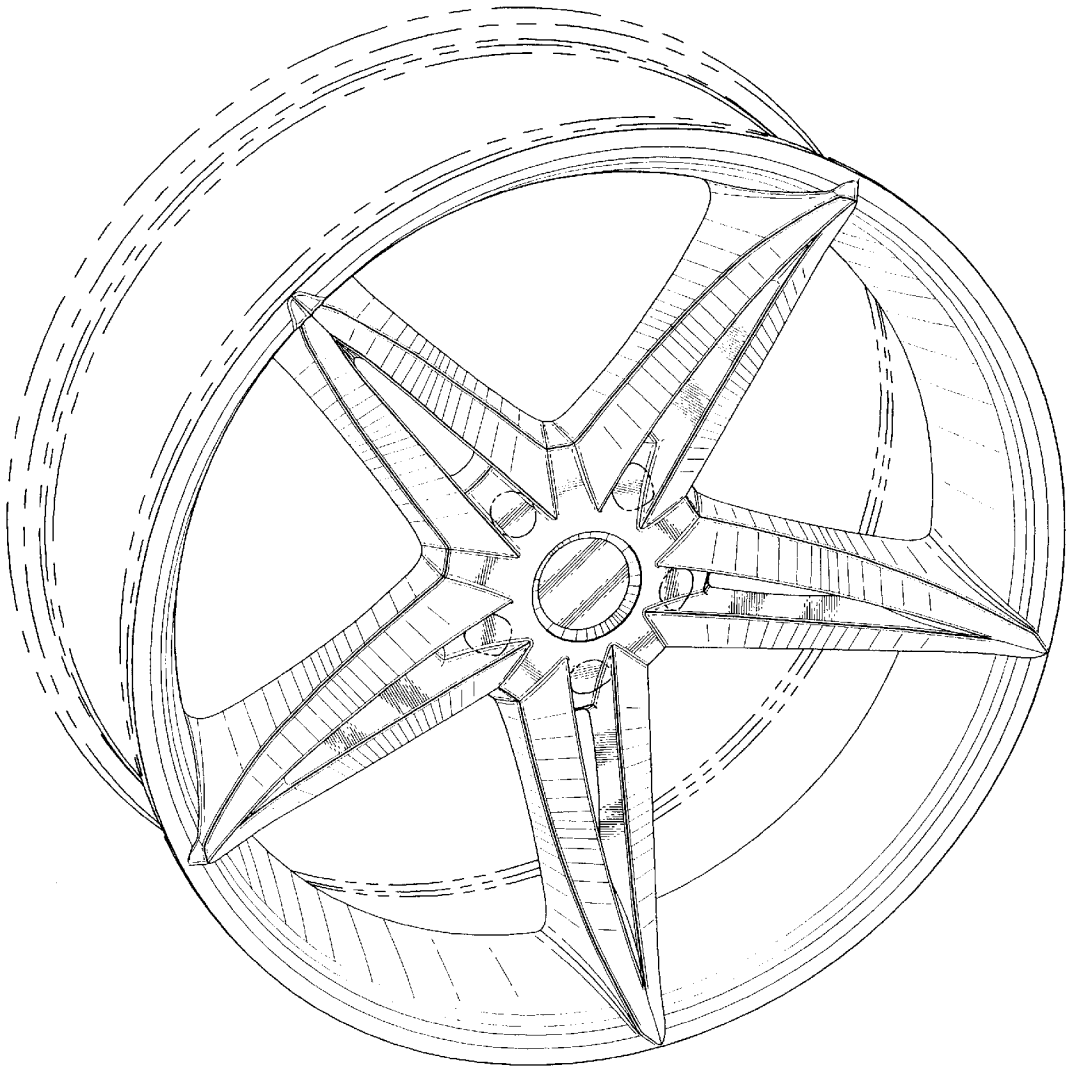


FIG. 2




FIG. 3

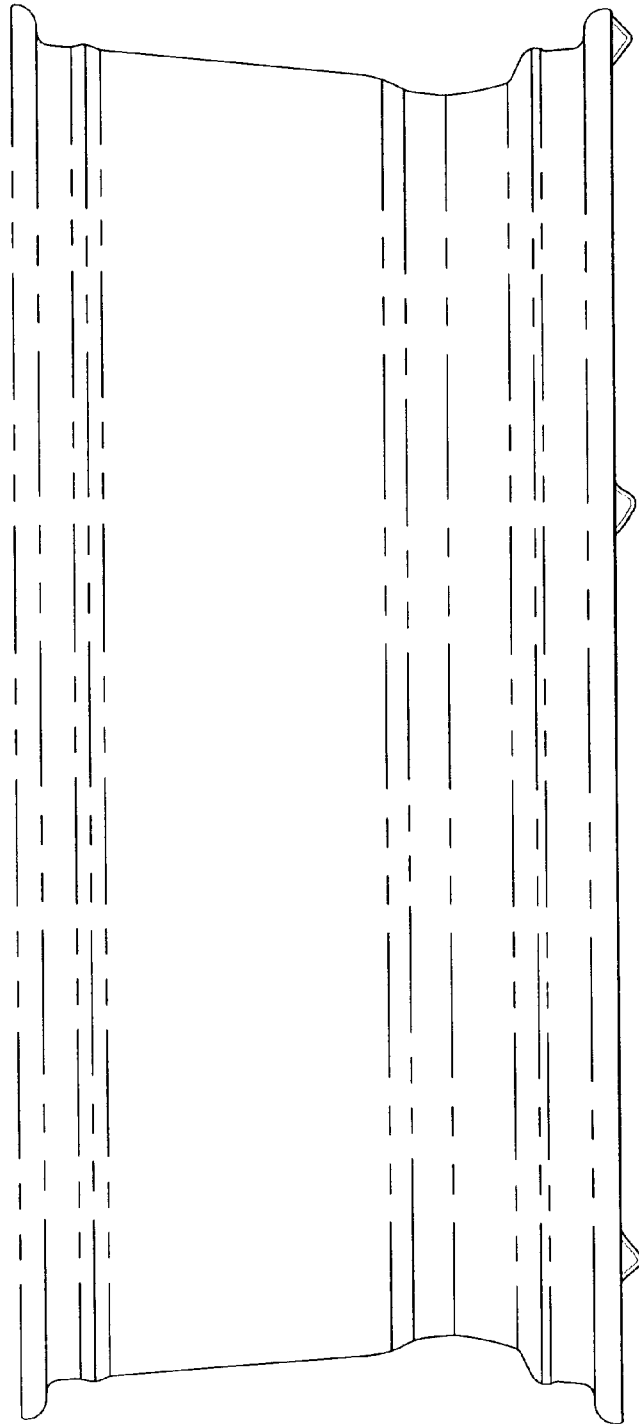


FIG. 4

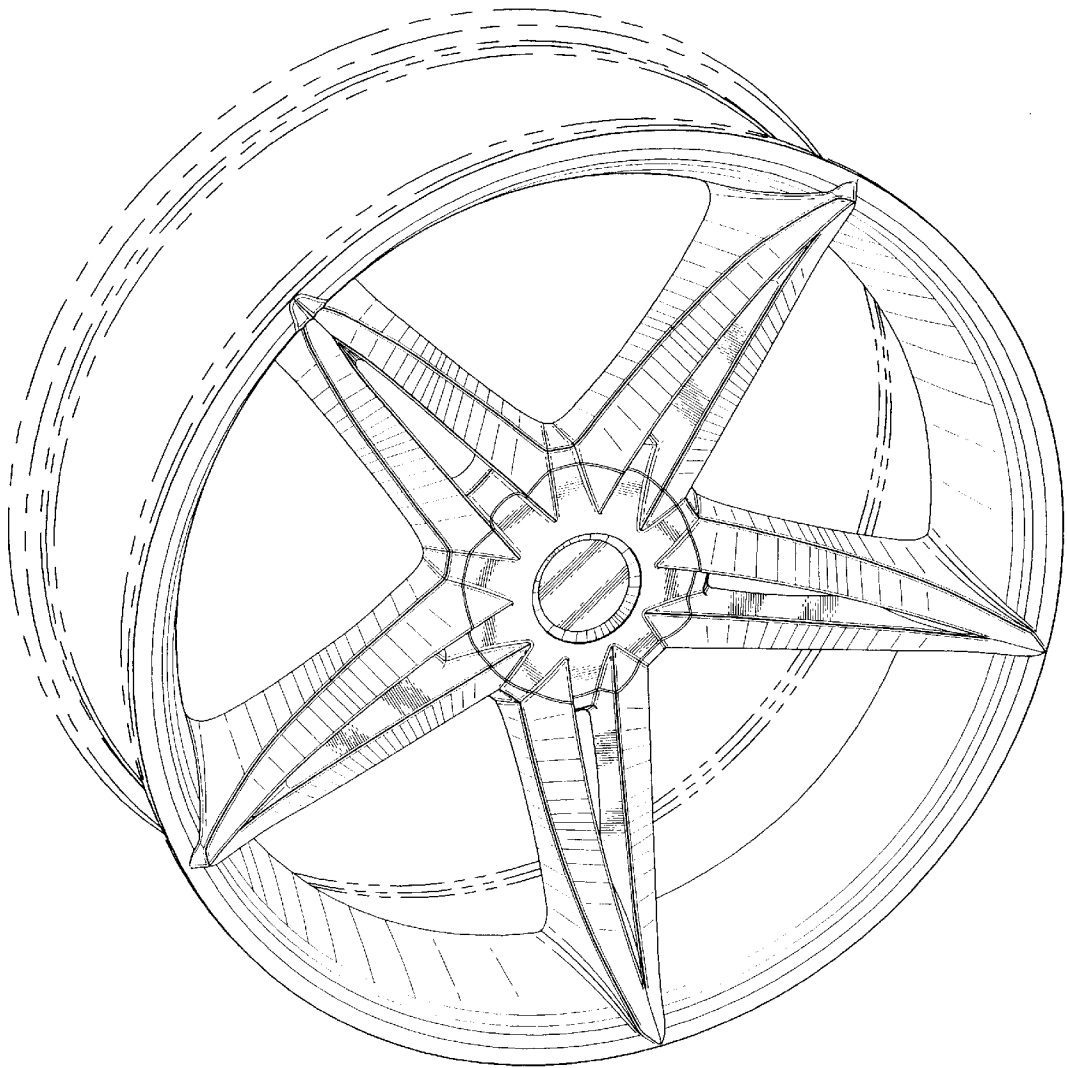


FIG. 5




FIG. 6




FIG. 7




FIG. 8

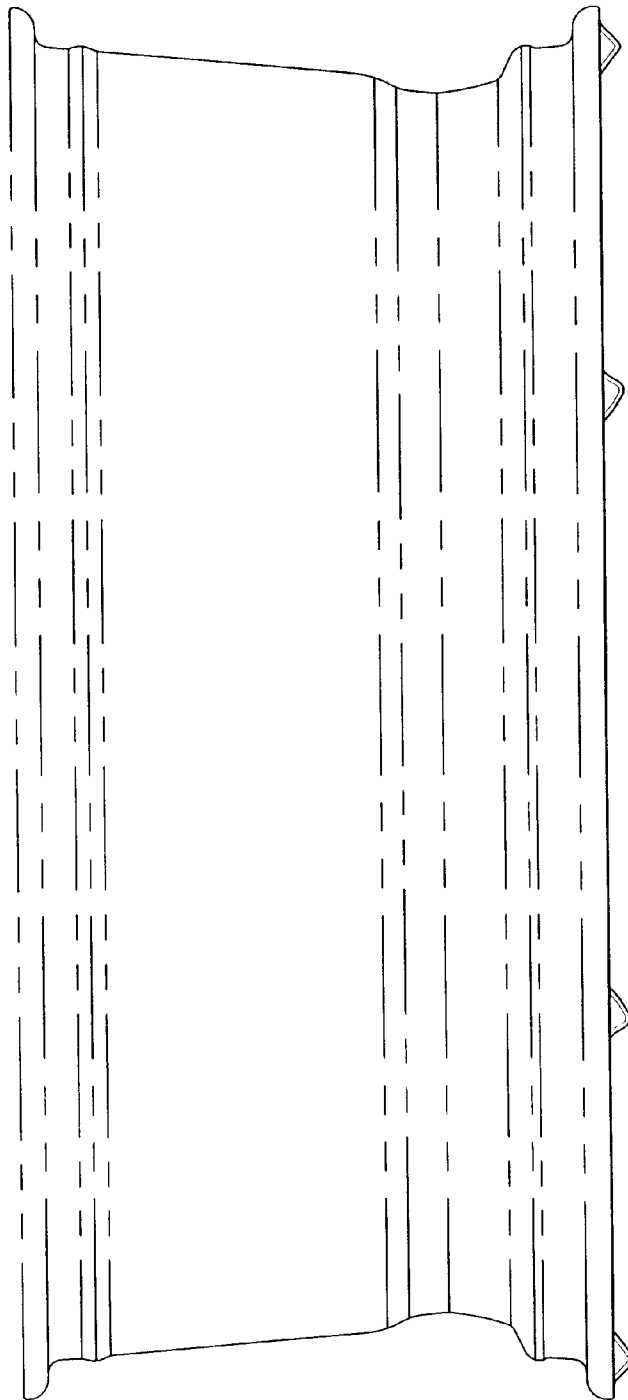


FIG. 9

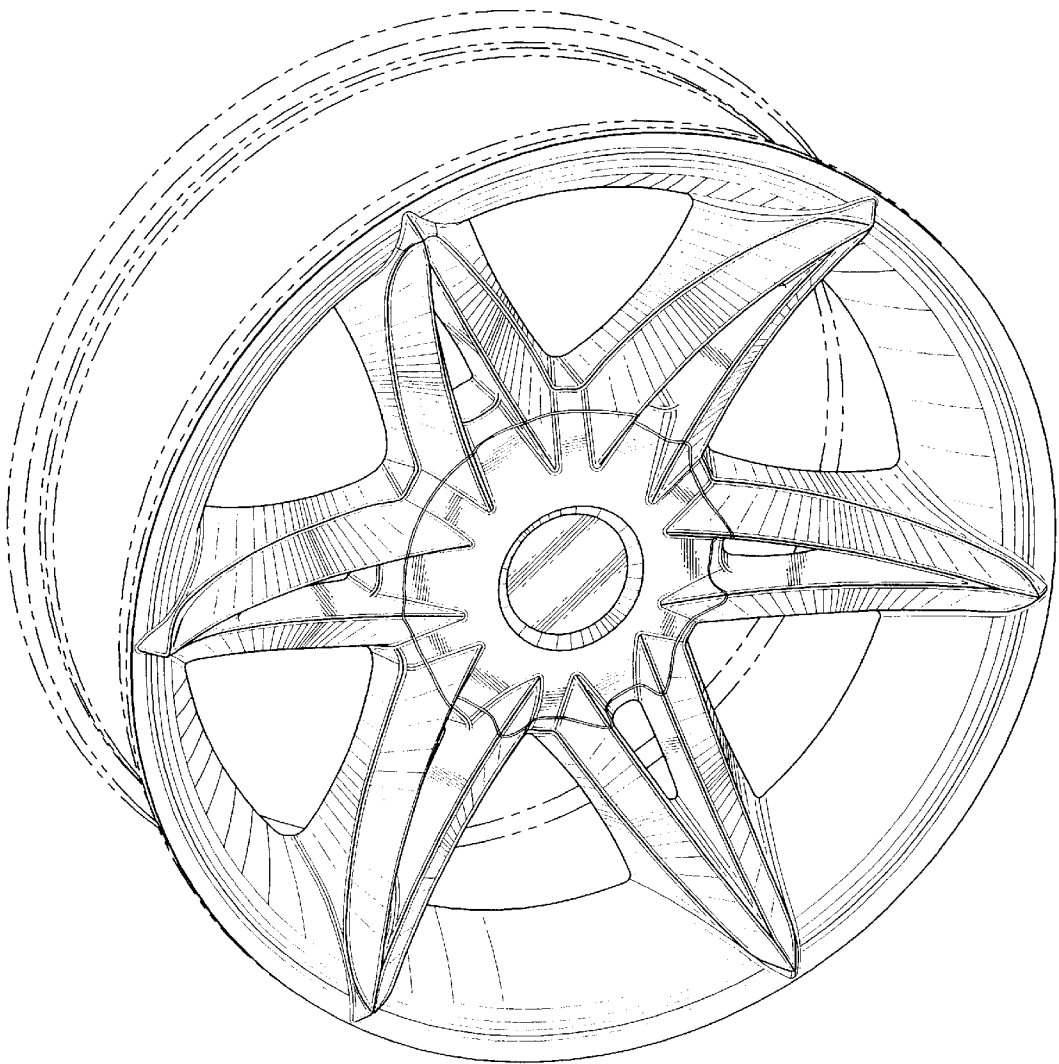


FIG. 10

