



US00D742302S

(12) **United States Design Patent**  
**Schimmoller**

(10) **Patent No.:** **US D742,302 S**

(45) **Date of Patent:** **\*\* Nov. 3, 2015**

(54) **TIRE TREAD**

(71) Applicant: **Ryan J. Schimmoller**, Ottoville, OH (US)

(72) Inventor: **Ryan J. Schimmoller**, Ottoville, OH (US)

(73) Assignee: **COOPER TIRE & RUBBER COMPANY**, Findlay, OH (US)

(\*\*) Term: **14 Years**

(21) Appl. No.: **29/466,688**

(22) Filed: **Sep. 10, 2013**

(51) **LOC (10) Cl.** ..... **12-15**

(52) **U.S. Cl.**  
USPC ..... **D12/521**

(58) **Field of Classification Search**  
USPC ..... D12/505-532, 900-901  
CPC ..... B60C 11/0304; B60C 11/0302; B60C 11/0306; B60C 11/0309; B60C 11/0318; B60C 11/0311; B60C 11/042; B60C 11/13; B60C 11/00; B60C 11/11; B60C 11/12  
See application file for complete search history.

(56) **References Cited**

**U.S. PATENT DOCUMENTS**

2,706,509	A	4/1955	White	
3,653,422	A	4/1972	French	
3,929,179	A	12/1975	Hines	
4,226,274	A	10/1980	Awaya et al.	
RE30,518	E	2/1981	French	
D389,106	S *	1/1998	Cagneaux et al.	D12/523
D392,923	S *	3/1998	Cagneaux et al.	D12/521
5,980,668	A	11/1999	Slingluff	
6,220,199	B1	4/2001	Williams	
6,523,586	B1	2/2003	Eromaki et al.	
6,709,138	B1	3/2004	Johnson	
D490,046	S *	5/2004	Fukunaga	D12/521
6,883,567	B2	4/2005	Shimura	
D512,012	S *	11/2005	Delu et al.	D12/517

D512,013	S *	11/2005	Delu et al.	D12/521
D515,020	S *	2/2006	Fukunaga	D12/521
7,011,126	B2	3/2006	Heinen	
D519,442	S *	4/2006	Sakaguchi et al.	D12/519
D525,186	S *	7/2006	Martin	D12/521
D546,272	S *	7/2007	Shinohara et al.	D12/521
D551,156	S *	9/2007	Shinohara et al.	D12/521
7,291,237	B2	11/2007	O'Brien et al.	
D560,595	S *	1/2008	Bindner et al.	D12/521
D568,234	S *	5/2008	Shinohara et al.	D12/521
D572,653	S *	7/2008	Knowles et al.	D12/521
7,670,123	B2	3/2010	Cuny et al.	
D613,235	S *	4/2010	Kossi et al.	D12/521
7,766,061	B2	8/2010	Mayni et al.	
7,784,508	B2	8/2010	Kemp et al.	
D643,359	S *	8/2011	Rau	D12/521
D647,454	S *	10/2011	Fabing et al.	D12/518

(Continued)

**OTHER PUBLICATIONS**

U.S. Appl. No. 61/875,858, filed Sep. 10, 2013.

(Continued)

*Primary Examiner* — Stacia Cadmus

(74) *Attorney, Agent, or Firm* — Fay Sharpe LLP

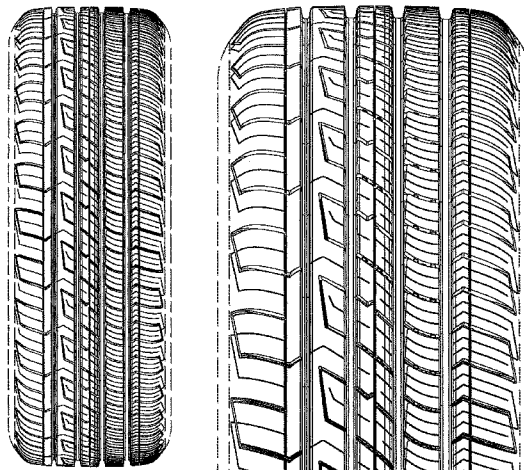
(57) **CLAIM**

The ornamental design for a tire tread, as shown and described.

**DESCRIPTION**

FIG. 1 is a perspective view of a tire tread, showing my new design;  
FIG. 2 is a front view thereof;  
FIG. 3 is an enlarged fragmentary side view thereof;  
FIG. 4 is an enlarged fragmentary side view thereof, showing the opposite side from that shown FIG. 3; and,  
FIG. 5 is an enlarged fragmentary front view thereof.  
The broken line showing of the sidewall, inner bead, and the peripheral boundary between the tire tread and the sidewall depict environmental subject matter and form no part of the claimed design.

**1 Claim, 5 Drawing Sheets**



(56)

**References Cited**

**OTHER PUBLICATIONS**

U.S. PATENT DOCUMENTS

D668,203 S \* 10/2012 Rittweger et al. .... D12/521  
D684,919 S \* 6/2013 Maxwell et al. .... D12/521  
D716,217 S \* 10/2014 Rittweger ..... D12/523  
D722,010 S \* 2/2015 Tian ..... D12/521  
2009/0095388 A1 4/2009 Cuny et al.  
2011/0007933 A1 1/2011 Lempitsky

U.S. Appl. No. 29/466,674, filed Sep. 10, 2013.  
U.S. Appl. No. 29/466,677, filed Sep. 10, 2013.  
U.S. Appl. No. 29/466,681, filed Sep. 10, 2013.  
U.S. Appl. No. 29/466,685, filed Sep. 10, 2013.  
U.S. Appl. No. 29/466,683, filed Sep. 10, 2013.  
U.S. Appl. No. 29/466,689, filed Sep. 10, 2010.

\* cited by examiner

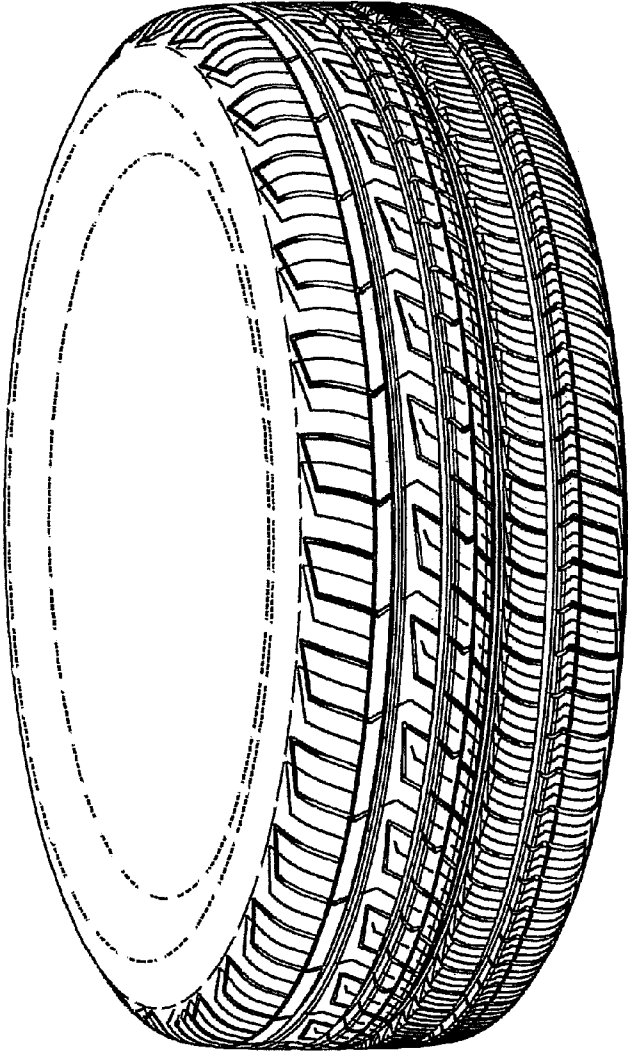


FIG. 1

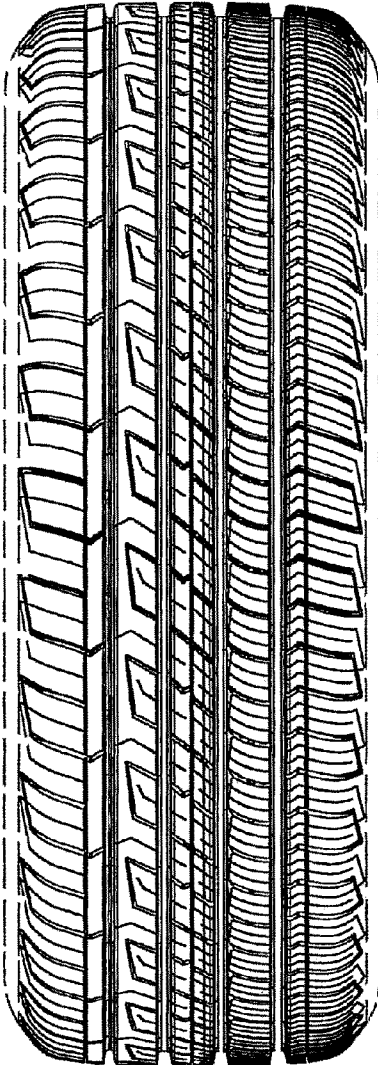


FIG. 2

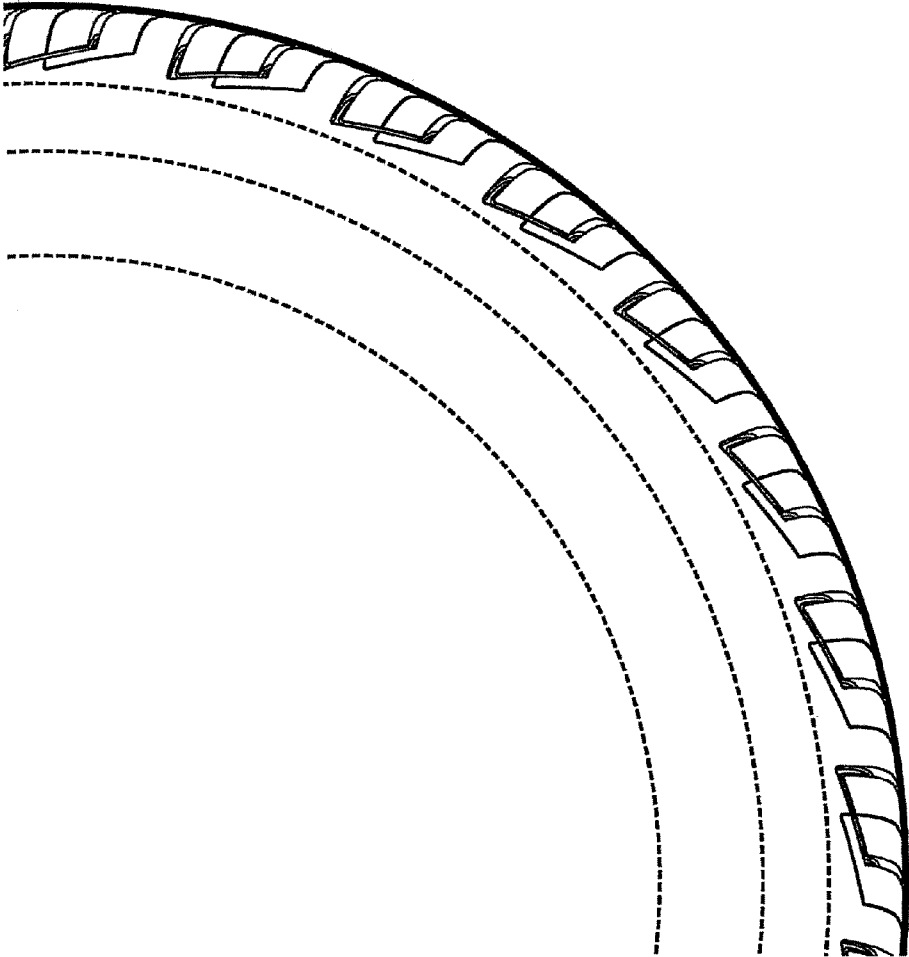


FIG. 3

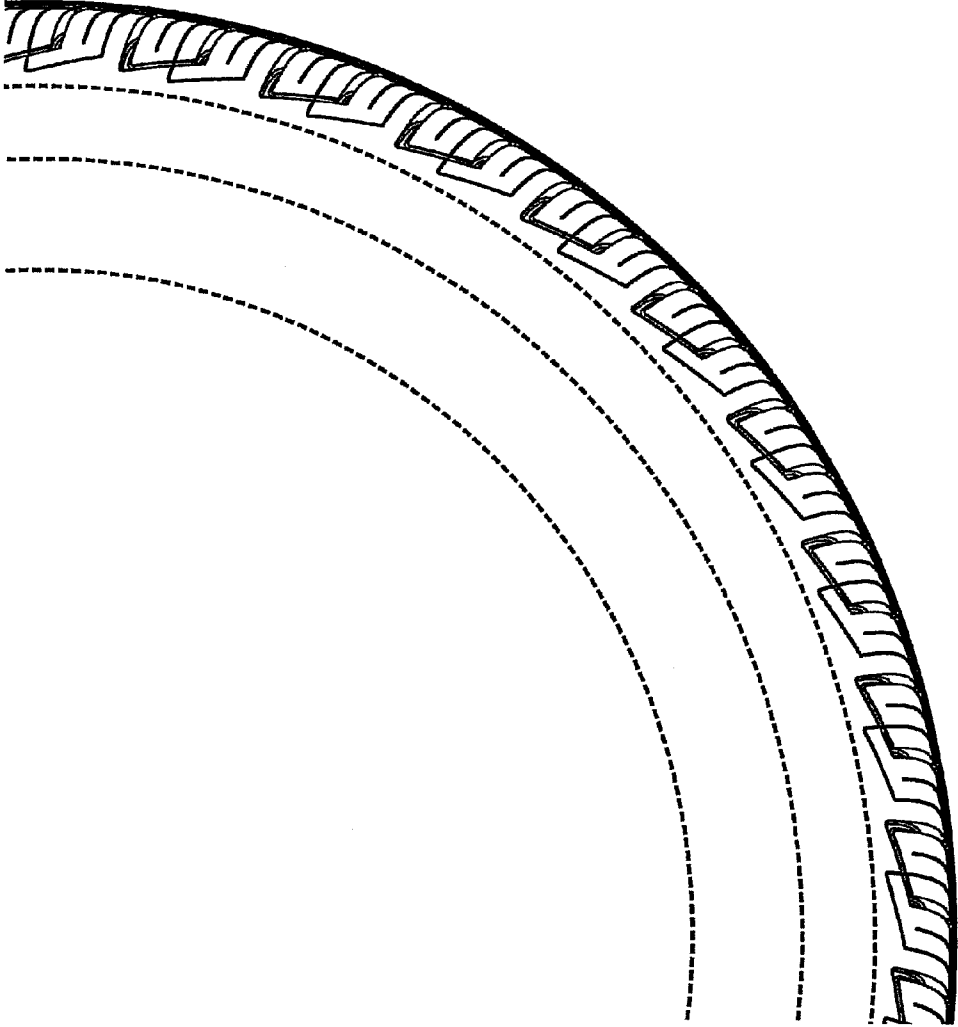


FIG. 4

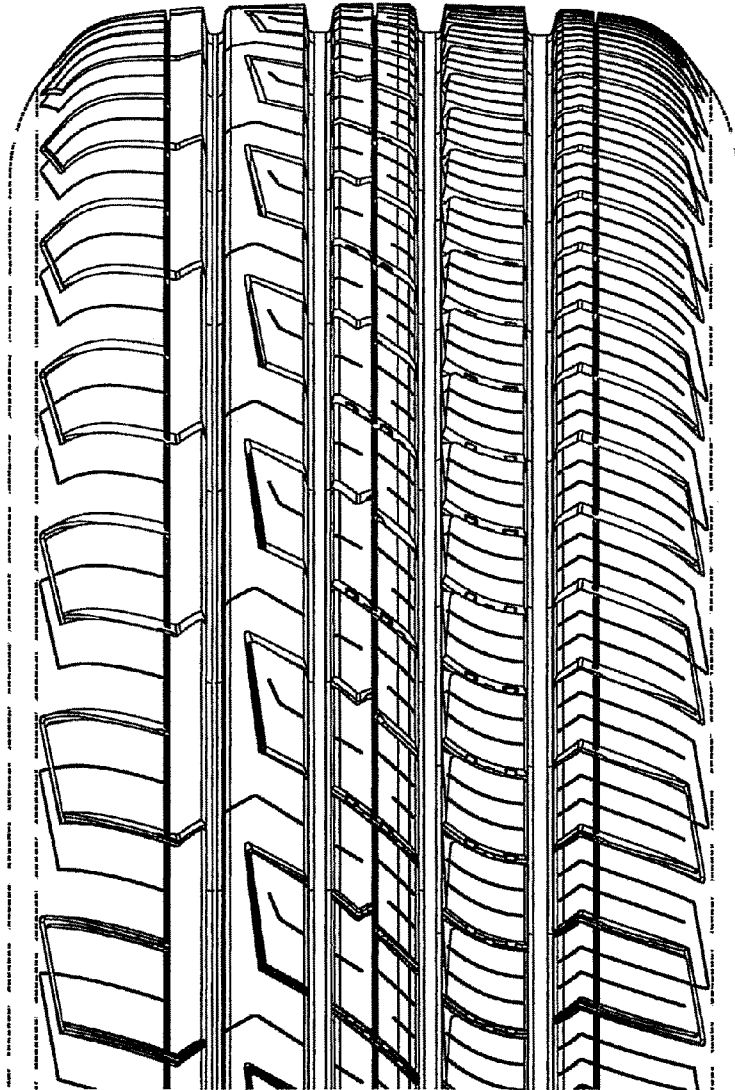


FIG. 5