

(19) World Intellectual Property Organization
International Bureau



(43) International Publication Date
12 March 2009 (12.03.2009)

PCT

(10) International Publication Number
WO 2009/031862 A2

(51) International Patent Classification:
H04L 27/26 (2006.01)

(KR). LEE, Daewon [KR/KR]; LG R & D Complex, 533, Hogye 1-dong, Dongan-gu, Anyang-si, Gyeonggi-do 431-749 (KR).

(21) International Application Number:
PCT/KR2008/005271

(74) Agent: YANG, Moon-Ock; S & IP Patent & Law Firm, 10F, Songam Bldg., 642-10, Yeoksam-dong, Gangnam-gu, Seoul 135-080 (KR).

(22) International Filing Date:
5 September 2008 (05.09.2008)

(81) Designated States (unless otherwise indicated, for every kind of national protection available): AE, AG, AL, AM, AO, AT, AU, AZ, BA, BB, BG, BH, BR, BW, BY, BZ, CA, CH, CN, CO, CR, CU, CZ, DE, DK, DM, DO, DZ, EC, EE, EG, ES, FI, GB, GD, GE, GH, GM, GT, HN, HR, HU, ID, IL, IN, IS, JP, KE, KG, KM, KN, KP, KZ, LA, LC, LK, LR, LS, LT, LU, LY, MA, MD, ME, MG, MK, MN, MW, MX, MY, MZ, NA, NG, NI, NO, NZ, OM, PG, PH, PL, PT, RO, RS, RU, SC, SD, SE, SG, SK, SL, SM, ST, SV, SY, TJ, TM, TN, TR, TT, TZ, UA, UG, US, UZ, VC, VN, ZA, ZM, ZW.

(25) Filing Language: English

(26) Publication Language: English

(30) Priority Data:
60/970,754 7 September 2007 (07.09.2007) US
60/972,401 14 September 2007 (14.09.2007) US
60/978,415 9 October 2007 (09.10.2007) US
60/978,687 9 October 2007 (09.10.2007) US
10-2008-0033799 11 April 2008 (11.04.2008) KR

(84) Designated States (unless otherwise indicated, for every kind of regional protection available): ARIPO (BW, GH, GM, KE, LS, MW, MZ, NA, SD, SL, SZ, TZ, UG, ZM, ZW), Eurasian (AM, AZ, BY, KG, KZ, MD, RU, TJ, TM), European (AT, BE, BG, CH, CY, CZ, DE, DK, EE, ES, FI, FR, GB, GR, HR, HU, IE, IS, IT, LT, LU, LV, MC, MT, NL, NO, PL, PT, RO, SE, SI, SK, TR), OAPI (BF, BJ, CF, CG, CI, CM, GA, GN, GQ, GW, ML, MR, NE, SN, TD, TG).

(71) Applicant (for all designated States except US): LG ELECTRONICS INC. [KR/KR]; 20, Yeouido-dong, Yeongdeungpo-gu, Seoul 150-721 (KR).

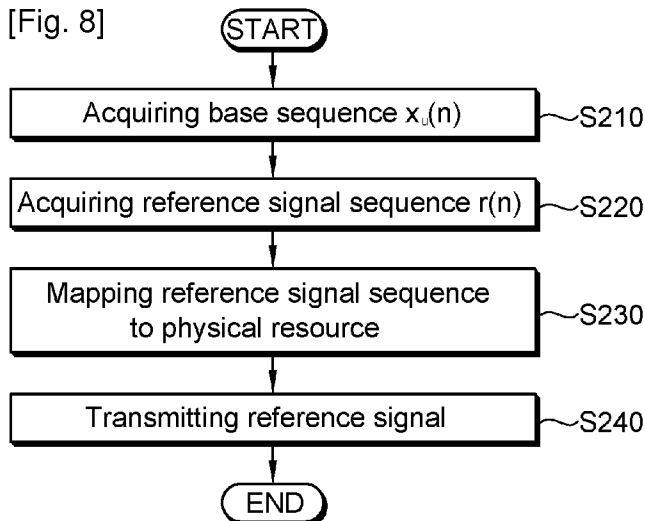
(72) Inventors; and

(75) Inventors/Applicants (for US only): HAN, Seung Hee [KR/KR]; LG R & D Complex, 533, Hogye 1-dong, Dongan-gu, Anyang-si, Gyeonggi-do 431-749 (KR). NOH, Minseok [KR/KR]; LG R & D Complex, 533, Hogye 1-dong, Dongan-gu, Anyang-si, Gyeonggi-do 431-749

Published:
— without international search report and to be republished upon receipt of that report

(54) Title: METHOD OF GENERATING REFERENCE SIGNAL IN WIRELESS COMMUNICATION SYSTEM

[Fig. 8]



(57) Abstract: A method of generating a reference signal includes acquiring a base sequence and acquiring a reference signal sequence with a length N from the base sequence. Good PAPR/CM characteristics of the reference signal can be kept to enhance performance of data demodulation or uplink scheduling.

WO 2009/031862 A2

Description

METHOD OF GENERATING REFERENCE SIGNAL IN WIRELESS COMMUNICATION SYSTEM

Technical Field

- [1] The present invention relates to wireless communication and, more particularly, to a method of generating a reference signal in a wireless communication system.

Background Art

- [2] In general, a sequence is used for various channels and signals in a wireless communication system. The sequence in the wireless communication system needs to satisfy the following characteristics:

- [3] (1) Good correlation characteristics to provide high detection performance,
[4] (2) Low CM (Cubic Metric) to enhance efficiency of a power amplifier,
[5] (3) Generation of a large number of sequences to transmit a large amount of information or to facilitate cell planning,
[6] (4) Being able to be generated in a closed form in order to reduce a capacity of a memory for the sequence.

- [7] A downlink synchronization channel is used to perform time and frequency synchronization between a base station and a user equipment and to perform cell searching. A downlink synchronization signal, namely, a sequence, is transmitted on the downlink synchronization channel, and synchronization is performed through a correlation operation with the received downlink synchronization signal. A physical cell ID can be identified through the downlink synchronization channel. Because a unique cell ID should be identified, as the number of available sequences is increased, it is advantageous in terms of cell planning.

- [8] An uplink synchronization channel is used to perform time and frequency synchronization and to perform access for a network registration, a scheduling request, or the like. A sequence is transmitted on the uplink synchronization channel, and each corresponding sequence is recognized as a single opportunity. Upon detecting a sequence, the base station can recognize through which opportunity the user equipment has transmitted the uplink synchronization channel. In addition, through the detected sequence, a timing tracking, a residual frequency offset, or the like, may be estimated. As the number of opportunities is increases, probability of collision between user equipments can be reduced. Thus, a larger number of sequences is advantageous in terms of cell planning. The uplink synchronization channel is called a random access

channel (RACH) or a ranging channel depending on a system.

- [9] A sequence can be used as control information transmitted on a control channel. This means the control information such as an ACK (Acknowledgement)/NACK (Negative-Acknowledgement) signal, a CQI (Channel Quality Indicator), etc. can be mapped to the sequence. The larger number of available sequences is advantageous to transmit various control information.
- [10] A scrambling code is used to provide randomization or peak-to-average power ratio (PAPR) reduction. In terms of cell planning, a larger number of sequences are advantageous to be used for scrambling codes.
- [11] When several users are multiplexed in a single channel through code division multiplexing (CDM), a sequence may be used to guarantee orthogonality among users. A multiplexing capacity is related to the number of available sequences.
- [12] A reference signal is used by a receiver to estimate a fading channel and/or is used to demodulate data. Further, the reference signal is used to obtain synchronization when the user equipment awakes from a time/frequency tracking or in sleep mode. In this manner, the reference signal is utilized variably. The reference signal uses a sequence, and the larger number of sequences is advantageous in terms of cell planning. The reference signal is also called as pilot.
- [13] There are two types of uplink reference signals: a demodulation reference signal and a sounding reference signal. The demodulation reference signal is used for channel estimation for data demodulation, and the sounding reference signal is used for user scheduling. In particular, the uplink reference signal is transmitted by a user equipment with a limited battery capacity, so PAPR or CM characteristics of the sequences used for the uplink reference signal are critical. In addition, in order to lower the cost of the user equipment, it is necessary to reduce a amount of the memory required for generating sequences.

Disclosure of Invention

Technical Problem

- [14] A method is sought for generating a sequence suitable for an uplink reference signal.
- [15] A method is sought for transmitting an uplink reference signal.

Technical Solution

- [16] A method is sought for generating a sequence suitable for an uplink reference signal as recited in claim 1.
- [17] More precisely, the invention relates to a method of generating a reference signal in a

wireless communication system, the method comprising acquiring a base sequence $x_u(n)$ and acquiring a reference signal sequence $r(n)$ with a length N from the base sequence $x_u(n)$, wherein the base sequence $x_u(n)$ is expressed by

$$[18] \quad x_u(n) = e^{jp(n)\pi/4}$$

[19] and, if $N=12$, at least one of the values provided in the below table is used as a value of the phase parameter $p(n)$:

$$[20] \quad \begin{array}{|c|} \hline p(0), \dots, p(11) \\ \hline -1 \ 3 \ -1 \ 1 \ 1 \ -3 \ -3 \ -1 \ -3 \ -3 \ 3 \ -1 \\ \hline -1 \ 3 \ 1 \ 3 \ 1 \ -1 \ -1 \ 3 \ -3 \ -1 \ -3 \ -1 \\ \hline -1 \ -3 \ 1 \ 1 \ 1 \ 1 \ 3 \ 1 \ -1 \ 1 \ -3 \ -1 \\ \hline -1 \ 3 \ -3 \ 3 \ -1 \ 3 \ 3 \ -3 \ 3 \ 3 \ -1 \ -1 \\ \hline \end{array}$$

[21] Further, if $N=24$, at least one of the values provided in the below table can be used as a value of the phase parameter $p(n)$:

$$[22] \quad \begin{array}{|c|} \hline p(0), \dots, p(23) \\ \hline -1 \ -3 \ 3 \ -1 \ -1 \ -1 \ -1 \ 1 \ 1 \ -3 \ 3 \ 1 \ 3 \ 3 \ 1 \ -1 \ 1 \ -3 \ 1 \ -3 \ 1 \ 1 \ -3 \ -1 \\ \hline -1 \ -3 \ 3 \ -3 \ -3 \ -3 \ -1 \ -1 \ -3 \ -1 \ -3 \ 3 \ 1 \ 3 \ -3 \ -1 \ 3 \ -1 \ 1 \ -1 \ 3 \ -3 \ 1 \\ \hline -1 \ -1 \ 1 \ -3 \ 1 \ 3 \ -3 \ 1 \ -1 \ -3 \ -1 \ 3 \ 1 \ 3 \ 1 \ -1 \ -3 \ -3 \ -1 \ -1 \ -3 \ -3 \ -3 \\ \hline -1 \ -3 \ 1 \ 1 \ 3 \ -3 \ 1 \ 1 \ -3 \ -1 \ -1 \ 1 \ 3 \ 1 \ 3 \ 1 \ -1 \ 3 \ 1 \ 1 \ -3 \ -1 \ -3 \ -1 \\ \hline -1 \ -3 \ -1 \ -1 \ 1 \ -3 \ -1 \ -1 \ 1 \ -1 \ -3 \ 1 \ 1 \ -3 \ 1 \ -3 \ -3 \ 3 \ 1 \ 1 \ -1 \ 3 \ -1 \\ \hline \end{array}$$

[23] The reference signal sequence $r(n)$ can be acquired as

$$[24] \quad r(n) = e^{j\alpha n} x_u(n)$$

[25] by a cyclic shift α of the base sequence $x_u(n)$.

[26] Furthermore, a method is sought for transmitting an uplink reference signal as recited in claim 4.

[27] More precisely, the invention relates to a method for transmitting a reference signal in a wireless communication system, the method comprising acquiring a reference signal sequence $r(n)$ with a length N from a base sequence $x_u(n)$, mapping the reference signal sequence to the N number of subcarriers, and transmitting the mapped reference signal sequences on an uplink channel, wherein the base sequence $x_u(n)$ is expressed by

$$[28] \quad x_u(n) = e^{jp(n)\pi/4}$$

[29] , and if $N=12$, at least one of the values provided in the below table is used as a value of the phase parameter $p(n)$:

[30]

$p(0), \dots, p(11)$											
-1	3	-1	1	1	-3	-3	-1	-3	-3	3	-1
-1	3	1	3	1	-1	-1	3	-3	-1	-3	-1
-1	-3	1	1	1	1	3	1	-1	1	-3	-1
-1	3	-3	3	-1	3	3	-3	3	3	-1	-1

[31] In still another aspect, a method for transmitting a reference signal in a wireless communication system includes acquiring a reference signal sequence $r(n)$ having a length N from a base sequence $x_u(n)$, mapping the reference signal sequence to the N number of subcarriers and transmitting the mapped reference signal sequences on an uplink channel.

Advantageous Effects

[32] Sequences generated from a closed-form generating equation are compared with comparative sequences, from which those with good correlation and CM characteristics are used as an uplink reference signal. Although those sequences with good correlation and CM characteristics are used along with the comparative sequences as the uplink reference signal, desired sequence characteristics can be maintained, to thus enhance a data demodulation performance and perform an accurate uplink scheduling.

Brief Description of the Drawings

[33] FIG. 1 is a schematic block diagram of a transmitter according to an embodiment of the present invention.

[34] FIG. 2 is a schematic block diagram of a signal generator according to SC-FDMA scheme.

[35] FIG. 3 shows the structure of a radio frame.

[36] FIG. 4 is an exemplary view showing a resource grid for an uplink slot.

[37] FIG. 5 shows the structure of an uplink sub-frame.

[38] FIG. 6 is a conceptual view showing cyclic extension.

[39] FIG. 7 shows a truncation method.

[40] FIG. 8 is a flow chart illustrating the process of a reference signal transmission method according to an embodiment of the present invention.

Mode for the Invention

[41] Hereinafter, downlink refers to communication from a base station (BS) to a user equipment (UE), and uplink refers to communication from the UE to the BS. In the downlink, a transmitter may be a part of the BS and a receiver may be a part of the UE. In the uplink, a transmitter may be a part of the UE, and a receiver may be a part of the BS. The UE may be a fixed or mobile, and may be referred to as another terminology, such as a mobile station (MS), a user terminal (UT), a subscriber station (SS), a

wireless device, etc. The BS is generally a fixed station that communicates with the UE and may be referred to as another terminology, such as a node-B, a base transceiver system (BTS), an access point, etc. There may be one or more cells within the coverage of the BS.

[42] I. System

[43] FIG. 1 is a schematic block diagram showing a transmitter according to an embodiment of the present invention.

[44] Referring to FIG. 1, a transmitter 100 includes a reference signal generator 110, a data processor 120, a physical resource mapper 130 and a signal generator 140.

[45] The reference signal generator 110 generates a sequence for a reference signal. There are two types of reference signals: a demodulation reference signal and a sounding reference signal. The demodulation reference signal is used for channel estimation for data demodulation, and the sounding reference signal is used for uplink scheduling. The same reference signal sequence may be used for the demodulation reference signal and the sounding reference signal.

[46] The data processor 120 processes user data to generate complex-valued symbols. The physical resource mapper 130 maps the complex-valued symbols for the reference signal sequence and/or user data to physical resources. The complex-valued symbols may be mapped to mutually exclusive physical resources. The physical resources may be called as resource elements or subcarriers.

[47] The signal generator 140 generates a time domain signal to be transmitted via a transmit antenna 190. The signal generator 140 may generate the time domain signal according to a single carrier-frequency division multiple access (SC-FDMA) scheme and, in this case, the time domain signal outputted from the signal generator 140 is called an SC-FDMA symbol or an orthogonal frequency division multiple access (OFDMA) symbol.

[48] In the following description, it is assumed that the signal generator 140 uses the SC-FDMA scheme, but it is merely taken as an example and there is no limit of the multi-access scheme to which the present invention is applied. For example, the present invention can be applied for various other multi-access schemes such as an OFDMA, code division multiple access (CDMA), time division multiple access (TDMA) or frequency division multiple access (FDMA).

[49] FIG. 2 is a schematic block diagram of a signal generator according to the SC-FDMA scheme.

[50] With reference to FIG. 2, the signal generator 200 includes a discrete Fourier

transform (DFT) unit 220 to perform DFT, a subcarrier mapper 230, and an inverse fast Fourier transform (IFFT) unit 240 to perform IFFT. The DFT unit 220 performs DFT on inputted data and outputs frequency domain symbols. The subcarrier mapper 230 maps the frequency domain symbols to each subcarrier, and the IFFT unit 230 performs IFFT on inputted symbols to output a time domain signal.

- [51] A reference signal may be generated in the time domain and inputted to the DFT unit 220. Alternatively, the reference signal may be generated in the frequency domain and directly mapped to subcarriers.
- [52] FIG. 3 shows the structure of a radio frame.
- [53] With reference to FIG. 3, a radio frame includes ten subframes. Each subframe includes two slots. An interval for transmitting a single subframe is called a transmission time interval (TTI). For example, the TTI may be 1 milli-second (ms) and the interval of a single slot may be 0.5ms. A slot may include a plurality of SC-FDMA symbols in the time domain and a plurality of resource blocks in the frequency domain.
- [54] The structure of the radio frame is merely an example, and the number of subframes included in the radio frame, the number of slots included in the subframe, and the number of SC-FDMA symbols included in the slot may vary.
- [55] FIG. 4 shows a resource grid for an uplink slot.
- [56] Referring to FIG. 4, an uplink slot includes a plurality of SC-FDMA symbols in the time domain and a plurality of resource blocks in the frequency domain. Here, it is shown that the uplink slot includes seven SC-FDMA symbols, and a resource block includes twelve subcarriers, but those are merely examples, and the present invention is not limited thereto.
- [57] Each element of the resource grid is called a resource element. A single resource block includes 12x7 resource elements. The number (N^{UL}) of resources blocks included in the uplink slot depends on an uplink transmission bandwidth.
- [58] FIG. 5 shows the structure of an uplink subframe.
- [59] With reference to FIG. 5, an uplink subframe may be divided into two parts: a control region and a data region. A middle portion of the subframe is allocated to the data region, and both side portions of the data region are allocated to the control region. The control region is a region for transmitting control signals, which is typically allocated to a control channel. The data region is a region for transmitting data, which is typically allocated to a data channel. A channel allocated to the control region is called a physical uplink control channel (PUCCH), and a channel allocated to

the data region is called a physical uplink shared channel (PUSCH). A UE cannot simultaneously transmit the PUCCH and the PUSCH

- [60] The control signal includes an ACK (Acknowledgement)/NACK (Negative-Acknowledgement) signal which is a hybrid automatic repeat request (HARQ) feedback for downlink data, a channel quality indicator (CQI) indicating a downlink channel condition, a scheduling request signal which is used to request an uplink radio resource, or the like.
- [61] The PUCCH uses a single resource block that occupies mutually different frequencies in each of two slots of a subframe. Two resource blocks allocated to the PUCCH is frequency-hopped at a slot boundary. Here, it is illustrated that two PUCCHs, one having $m=0$ and another having $m=1$, are allocated to a subframe, but a plurality of PUCCHs may be allocated to a subframe.
- [62] II. Zadoff-Chu (ZC) sequence
- [63] A Zadoff-Chu (ZC) sequence is commonly used in a wireless communication because it has good CM characteristics and correlation characteristics. The ZC sequence is one of constant amplitude and zero auto correlation (CAZAC) based sequences. The ZC sequence has idealistic characteristics with a constant amplitude at both time and frequency domains through DFT (or IDFT) and a periodic auto-correlation in the form of impulse. Thus, application of the ZC sequence to DFT-based SC-FDMA or OFDMA shows very good PAPR (or CM) characteristics.

[64] A generating equation of a ZC sequence with a length of N_{ZC} is as follows:

[65] MathFigure 1

[Math.1]

$$x_u(m) = \begin{cases} e^{-j \frac{\pi u m(m+1)}{N_{ZC}}} & \text{for odd } N_{ZC} \\ e^{-j \frac{\pi u m^2}{N_{ZC}}} & \text{for even } N_{ZC} \end{cases}$$

- [66] where $0 \leq m \leq N_{ZC}-1$, and 'u' denotes a root index which is a natural number not larger than N_{ZC} . The root index u is a relatively prime number with N_{ZC} . It means that when N_{ZC} is determined, the number of root indexes becomes the number of available root ZC sequences. Accordingly, when the N_{ZC} is a prime number, the largest number of root ZC sequences can be obtained. For example, if N_{ZC} is 12 which is a composite number, the number of available root ZC sequences is 4 ($u=1, 5, 7, 11$). If N_{ZC} is 13 which is a

prime number, the number of available root ZC sequences is 12 ($u=1, 2, \dots, 10$).

[67] In general, a ZC sequence having the length of a prime number has better CM or correlation characteristics than those of a ZC sequence having the length of a composite number. Based on this fact, there are two methods for increasing the number of ZC sequences when the length of the ZC sequences desired to be generated is not a prime number: One is a method based on a cyclic extension and the other is a method based on truncation.

[68] FIG. 6 is a conceptual view showing the cyclic extension method. The cyclic extension method refers to a method in which (1) when the length of desired ZC sequences is 'N', (2) the ZC sequences are generated by selecting a prime number smaller than the desired length N as N_{ZC} , and (3) the generated ZC sequences are cyclically extended to the remaining portion ($N-N_{ZC}$) to generate ZC sequences with the length N. For example, if N is 12, N_{ZC} is selected to be 11 to obtain all the 10 cyclic-extended ZC sequences.

[69] By using the ZC sequence $x_u(m)$ of Equation 1, the cyclic-extended sequences $r_{CE}(n)$ can be expressed as shown below:

[70] MathFigure 2

[Math.2]

$$r_{CE}(n) = x_u(n \bmod N_{ZC})$$

[71] where $0 \leq n \leq N-1$, 'a mod b' denotes a modulo operation, which means a residual obtained by dividing 'a' by 'b', and N_{ZC} denotes the largest prime number among natural numbers not larger than N.

[72] FIG. 7 is a conceptual view showing a truncation method. The truncation method refers to a method in which (1) when the length of desired ZC sequences is N, (2) a prime number larger than the desired length N is selected as N_{ZC} to generate ZC sequences, and (3) the remaining portion ($N_{ZC}-N$) is truncated to generate ZC sequences with the length N. For example, if N is 12, N_{ZC} is selected to be 13 to obtain all the twelve truncated ZC sequences.

[73] By using the ZC sequence $x_u(m)$ of Equation 1, the truncated and generated sequences $r_{TR}(n)$ can be expressed as shown below:

[74] MathFigure 3

[Math.3]

$$r_{TR}(n) = x_u(n)$$

- [75] where $0 \leq n \leq N-1$, and N_{ZC} denotes the smallest prime number among natural numbers of not smaller than N .
- [76] When sequences are generated by using the above-described ZC sequences, the number of available sequences is maximized when N_{ZC} is a prime number. For example, if the length N of desired sequences is 11, when ZC sequences of $N_{ZC}=11$ is generated, the number of available sequences is a maximum 10. If the amount of required information or the number of used sequences should be more than ten sequences, the ZC sequence cannot be used.
- [77] If the length of desired sequences is $N=12$, $N_{ZC}=11$ is selected and the cyclic extension is performed or $N_{ZC}=13$ is selected and truncation is performed to thereby generate ten ZC sequences in case of the cyclic extension and twelve ZC sequences in case of the truncation. In this case, however, if more sequences are required (e.g., 30 sequences), ZC sequences having such good characteristics as satisfying the sequences cannot be generated.
- [78] In particular, if sequences having good CM characteristics are required, the number of available sequences may be severely reduced. For example, preferably, sequences used for a reference signal is lower than a CM value in quadrature phase shift keying (QPSK) transmission when power boosting is considered. When SC-FDMA scheme is used, a CM value in QPSK transmission is 1.2dB. If sequences satisfying the QPSK CM requirements are selected from among the available ZC sequences, the number of available sequences to be used for the reference signal would be reduced. In detail, the below table shows CM values of sequences generated after being cyclic-extended by selecting $N_{ZC}=1$ in case where the length of desired sequences is $N=12$.
- [79] Table 1

[Table 1]

[Table]

Sequence index	u	CM [dB]
0	1	0.17
1	2	1.32
2	3	1.50
3	4	0.85
4	5	0.43
5	6	0.43
6	7	0.85
7	8	1.50
8	9	1.32
9	10	0.17

[80] As noted in the above table, if a threshold value is 1.2dB, the requirements of QPSK CM, the number of available sequences is reduced from ten to six (u=0, 4, 5, 6, 7, 10).

[81] Therefore, a method of generating a sequence that may have good CM and correlation characteristics and can reduce the memory capacity required for generating or storing available sequences is required.

[82] III. Sequence generating equation

[83] A closed-form generating equation for generating sequences having good CM and correlation characteristics is a polynomial expression with a uniform size and a k-th order phase component.

[84] The closed-form generating equation with respect to a sequence $r(n)$ is as follows:

[85] MathFigure 4

[Math.4]

$$r(n) = x_u(n), \quad 0 \leq n \leq N-1,$$

$$x_u(m) = e^{-j(u_0 m^k + u_1 m^{k-1} + \dots + u_{k-1} m^1 + u_k)}$$

[86] where $m=0, 1, \dots, N-1$, 'N' denotes the length of the sequence $r(n)$, and u_0, u_1, \dots, u_k denote arbitrary real numbers. $x_u(m)$ is a base sequence for generating the sequence $r(n)$. 'u' is a value representing a sequence index and is in a one-to-one mapping

relation with the combination of u_0, u_1, \dots, u_k .

[87] Here, u_k is a component for shifting the phase of the entire sequences and gives no effect in generating the sequences. Thus, Equation 4 may be expressed by the following form:

[88] MathFigure 5

[Math.5]

$$r(n) = x_u(n), \quad 0 \leq n \leq N-1,$$

$$x_u(m) = e^{-j(u_0 m^k + u_1 m^{k-1} + \dots + u_{k-1} m^1)}$$

[89] In a difference example, a closed-form generating equation with respect to a sequence $r(n)$ obtained by approximating or quantizing a phase value in the sequence of Equation 4 can be expressed as follows:

[90] MathFigure 6

[Math.6]

$$r(n) = x_u(n), \quad 0 \leq n \leq N-1,$$

$$x_u(m) = e^{-j \text{quan}(u_0 m^k + u_1 m^{k-1} + \dots + u_{k-1} m^1 + u_k)}$$

[91] where $m=0, 1, \dots, N-1$, 'N' denotes the length of the sequence $r(n)$, and u_0, u_1, \dots, u_k denote arbitrary real numbers. $\text{quan}(\cdot)$ denotes a quantization function which means approximating or quantizing to a particular value.

[92] A real value and an imaginary value of the results of the sequence in Equation 6 may be approximated/quantized as shown below:

[93] MathFigure 7

[Math.7]

$$r(n) = x_u(n), \quad 0 \leq n \leq N-1,$$

$$x_u(m) = \frac{1}{\sqrt{P_n}} \text{quan}\left(e^{-j(u_0 m^k + u_1 m^{k-1} + \dots + u_{k-1} m^1 + u_k)}\right)$$

[94] where $m=0, 1, \dots, N-1$, and p_n denotes a normalization factor for regulating the amplitude of a generated sequence.

[95] In Equation 6, values on a complex unit circle that a $e^{-j\theta}$ may have are quantized to N_q number. The quantized values can be approximated to the coordinates of QPSK $\{0.7071+j0.7071, 0.7071-j0.7071, -0.7071+j0.7071, -0.7071-j0.7071\}$, or ap-

proximated to $\{\exp(-j*2*\pi*0/8), \exp(-j*2*\pi*1/8), \exp(-j*2*\pi*2/8), \exp(-j*2*\pi*3/8), \exp(-j*2*\pi*4/8), \exp(-j*2*\pi*5/8), \exp(-j*2*\pi*6/8), \exp(-j*2*\pi*7/8)\}$ in the form of 8-PSK

[96] In this case, according to the approximating methods, the values can be approximated to the closest values, to the same or the closest small values, or to the same or the closest large values.

[97] In Equation 7, a real value and an imaginary value generated from the value of exponential function are approximated to the closest particular constellation. That is, for example, they are approximated to M-PSK or M-QAM. In addition, the real value and the imaginary value may be approximated to $\{+1, -1, 0\}$ through a sign function which outputs the sign of the value.

[98] In Equations 6 and 7, in order to approximate to the closest QPSK, the value u_k may be set to be $\pi*1/4$. In addition, a round function signifying rounding as a particular form of the quantization function may be used. The quantization function may be used at a phase portion of an exponential function or at the entire exponential function.

[99] Variables may be set according to a particular criterion to generate sequences from the generating equations. The criterion may consider CM or correlation characteristics. For example, a CM value and a threshold of cross-correlation may be set to generate sequences.

[100] Detailed generating equations for generating sequences from the above-described general generating equations will now be described.

[101]

[102] First embodiment: Simple polynomial expression form (k=3)

[103] The following generating equation may be selected:

[104] MathFigure 8

[Math.8]

$$r(n) = x_u(n), \quad 0 \leq n \leq N-1,$$

$$x_u(m) = e^{-j(u_0 m^3 + u_1 m^2 + u_2 m^1)}$$

[105] where $m=0, 1, \dots, N-1$, 'N' denotes the length of the sequence $r(n)$, and u_0, u_1, u_2 denote arbitrary real numbers.

[106]

[107] Second embodiment: Modified ZC sequence

[108] The following generating equation may be selected:

[109] MathFigure 9

[Math.9]

$$r(n) = x_u(n), \quad 0 \leq n \leq N-1,$$

$$x_u(m) = e^{-j \frac{\pi(u_0 m^k + u_1 m^{k-1} + \dots + u_{k-1} m^1)}{N}}$$

[110] where $m=0, 1, \dots, N-1$, 'N' denotes the length of the sequence $r(n)$, and u_0, u_1, \dots, u_{k-1} denote arbitrary real numbers.

[111] This generating equation has the following advantages. Firstly, ZC sequences having good characteristics that can be created with the length N can be included in an available sequence set. For example, if $k=2$, $u_1=0$ and u_0 is an integer, it is equivalent to ZC sequences when N in Equation 1 is an even number. If $k=2$, u_1 and u_0 are integers, and $u_1 = u_0$, it is equivalent to ZC sequences when N in Equation 1 is an odd number. Second, sequences having good characteristics as close as the Euclidean distance of original optimized ZC sequences.

[112]

[113] Third embodiment: Cyclic extended corrected ZC sequence

[114] The following generating equation may be selected:

[115] MathFigure 10

[Math.10]

$$r(n) = x_u(n \bmod N_{zc}), \quad 0 \leq n \leq N-1,$$

$$x_u(m) = e^{-j \frac{\pi(u_0 m^k + u_1 m^{k-1} + \dots + u_{k-1} m^1)}{N_{zc}}}$$

[116] where $m=0, 1, \dots, N-1$, N denotes the length of the sequence $r(n)$, and u_0, u_1, \dots, u_{k-1} denote arbitrary real numbers. N_{zc} is the largest prime number among natural numbers smaller than N. This generating equation is advantageous in that an existing ZC sequence can be included in an available sequence set. For example, if $k=2$, u_1 and u_0 are integers, and $u_1 = u_0$, it is equivalent to a value obtained by cyclic extending the ZC sequence.

[117]

[118] Fourth embodiment: Truncated modified ZC sequence

[119] The following generating equation may be selected:

[120] MathFigure 11

[Math.11]

$$r(n) = x_u(n), \quad 0 \leq n \leq N-1,$$

$$x_u(m) = e^{-j \frac{\pi(u_0 m^k + u_1 m^{k-1} + \dots + u_{k-1} m^1)}{N_{ZC}}}$$

[121] where $m=0, 1, \dots, N-1$, N denotes the length of the sequence $r(n)$, and u_0, u_1, \dots, u_{k-1} denote arbitrary real numbers. N_{ZC} is the largest prime number among natural numbers larger than N . This generating equation is advantageous in that an existing ZC sequence can be included in an available sequence set. For example, if $k=2$, and u_1 and u_0 are integers, it is equivalent to a value obtained by truncating the ZC sequence.

[122]

[123] Fifth embodiment: Modified ZC sequence having a restriction

[124] The following generating equation may be selected:

[125] MathFigure 12

[Math.12]

$$r(n) = x_u(n), \quad 0 \leq n \leq N-1,$$

$$x_u(m) = e^{-j \frac{\pi a(u_0 m^k + u_1 m^{k-1} + \dots + u_{k-1} m^1)}{N}}$$

[126] where $m=0, 1, \dots, N-1$, N denotes the length of the sequence $r(n)$, u_0, u_1, \dots, u_{k-1} denote arbitrary integers, and 'a' denotes an arbitrary real number. 'a' serves to restrict granularity of the variables u_0, u_1, \dots, u_{k-1} . Because the granularity of the variables u_0, u_1, \dots, u_{k-1} can be changed into the unit of integer through such restriction, a memory required for storing sequence information can be reduced.

[127]

[128] Sixth embodiment: Modified ZC sequence having two restrictions

[129] The following generating equation may be selected:

[130] MathFigure 13

[Math.13]

$$r(n) = x_u(n), \quad 0 \leq n \leq N-1,$$

$$x_u(m) = e^{-j \frac{\pi a(b_0 u_0 m^k + b_1 u_1 m^{k-1} + \dots + b_{k-1} u_{k-1} m^1)}{N}}$$

[131] where $m=0, 1, \dots, N-1$, N denotes the length of the sequence $r(n)$, u_0, u_1, \dots, u_{k-1} denote arbitrary integers, 'a' denotes an arbitrary real number, and b_0, b_1, \dots, b_{k-1} denote arbitrary real numbers. 'a' serves to restrict granularity of the variables u_0, u_1, \dots, u_{k-1} . It may differently restrict the variables through b_0, b_1, \dots, b_{k-1} . A memory required for storing sequence information can be reduced by changing the granularity of the variables u_0, u_1, \dots, u_{k-1} into the unit of integer through the two restrictions, and a sequence of better characteristics can be obtained by adjusting the granularity by variables.

[132]

[133] Seventh embodiment: Modified ZC sequence (k=3) having two restrictions

[134] The following creation formula can be selected:

[135] MathFigure 14

[Math.14]

$$r(n) = x_u(n), \quad 0 \leq n \leq N-1,$$

$$x_u(m) = e^{-j \frac{\pi a (b_0 u_0 m^3 + b_1 u_1 m^2 + b_2 u_2 m)}{N}}$$

[136] where $m=0, 1, \dots, N-1$, N denotes the length of the sequence $r(n)$, u_0, u_1, u_2 denote arbitrary integers, 'a' denotes an arbitrary real number, and b_0, b_1, b_2 denote arbitrary integers. 'a' serves to restrict granularity of the variables u_0, u_1, u_2 . It may differently restrict the variables through b_0, b_1, b_2 .

[137]

[138] Eighth embodiment: Modified ZC sequence having one restriction and cyclic extension

[139] The following generating equation may be selected:

[140] MathFigure 15

[Math.15]

$$r(n) = x_u(n \bmod N_{ZC}), \quad 0 \leq n \leq N-1,$$

$$x_u(m) = e^{-j \frac{\pi a (u_0 m^k + u_1 m^{k-1} + \dots + u_{k-1} m)}{N_{ZC}}}$$

[141] where $m=0, 1, \dots, N_{ZC}-1$, N denotes the length of the sequence $r(n)$, u_0, u_1, \dots, u_{k-1} denote arbitrary integers, 'a' denotes an arbitrary real number, and N_{ZC} denotes the largest prime number among natural numbers smaller than 'N'. 'a' serves to restrict

granularity of the variables u_0, u_1, \dots, u_{k-1} . Because the granularity of the variables u_0, u_1, \dots, u_{k-1} can be changed into the unit of integer through such restriction, a memory required for storing sequence information can be reduced.

[142]

[143] Ninth embodiment: Modified ZC sequence having two restrictions and cyclic extension

[144] The following generating equation may be selected:

[145] MathFigure 16

[Math.16]

$$r(n) = x_u(n \bmod N_{ZC}), \quad 0 \leq n \leq N-1,$$

$$x_u(m) = e^{-j \frac{\pi a (b_0 u_0 m^k + b_1 u_1 m^{k-1} + \dots + b_{k-1} u_{k-1} m^1)}{N_{ZC}}}$$

[146] where $m=0, 1, \dots, N_{ZC}-1$, N denotes the length of the sequence $r(n)$, u_0, u_1, \dots, u_{k-1} denote arbitrary integers, 'a' denotes an arbitrary real number, b_0, b_1, \dots, b_{k-1} denote arbitrary integers, and N_{ZC} denotes the largest prime number among natural numbers smaller than 'N'. 'a' serves to restrict granularity of the variables u_0, u_1, \dots, u_{k-1} . It may differently restrict the variables through b_0, b_1, \dots, b_{k-1} . A memory required for storing sequence information can be reduced by changing the granularity of the variables u_0, u_1, \dots, u_{k-1} into the unit of integer through the two restrictions, and a sequence of better characteristics can be obtained by adjusting the granularity by variables.

[147]

[148] 10th embodiment: Modified ZC sequence having two restrictions (k=3) and cyclic extension

[149] The following generating equation may be selected:

[150] MathFigure 17

[Math.17]

$$r(n) = x_u(n \bmod N_{ZC}), \quad 0 \leq n \leq N-1,$$

$$x_u(m) = e^{-j \frac{\pi a (b_0 u_0 m^3 + b_1 u_1 m^2 + b_2 u_2 m^1)}{N_{ZC}}}$$

[151] where $m=0, 1, \dots, N-1$, N denotes the length of the sequence $r(n)$, u_0, u_1, u_2 denote arbitrary integers, 'a' denotes an arbitrary real number, b_0, b_1, b_2 denote arbitrary integers, and N_{ZC} denotes the largest prime number among natural numbers smaller

than N. 'a' serves to restrict granularity of the variables u_0, u_1, u_2 . It may differently restrict the variables through b_0, b_1, b_2 .

[152]

[153] 11th embodiment: Modified ZC sequence having one restriction and truncation

[154] The following generating equation may be selected:

[155] MathFigure 18

[Math.18]

$$r(n) = x_u(n), \quad 0 \leq n \leq N-1,$$

$$x_u(m) = e^{-j \frac{\pi a (u_0 m^k + u_1 m^{k-1} + \dots + u_{k-1} m^1)}{N_{ZC}}}$$

[156] where $m=0, 1, \dots, N_{ZC}-1$, N is the length of the sequence $r(n)$, u_0, u_1, \dots, u_{k-1} are arbitrary integers, 'a' is an arbitrary real number, and N_{ZC} is the largest prime number among natural numbers larger than N . 'a' serves to restrict granularity of the variables u_0, u_1, \dots, u_{k-1} . Because the granularity of the variables u_0, u_1, \dots, u_{k-1} can be changed into the unit of integer through such restriction, a memory required for storing sequence information can be reduced.

[157]

[158] 12th embodiment: Modified ZC sequence having two restrictions and truncation

[159] The following generating equation may be selected.

[160] MathFigure 19

[Math.19]

$$r(n) = x_u(n), \quad 0 \leq n \leq N-1,$$

$$x_u(m) = e^{-j \frac{\pi a (b_0 u_0 m^k + b_1 u_1 m^{k-1} + \dots + b_{k-1} u_{k-1} m^1)}{N_{ZC}}}$$

[161] where $m=0, 1, \dots, N_{ZC}-1$, N is the length of the sequence $r(n)$, u_0, u_1, \dots, u_{k-1} are arbitrary integers, 'a' is an arbitrary real number, b_0, b_1, \dots, b_{k-1} are arbitrary integers, and N_{ZC} is the smallest prime number among natural numbers larger than N . 'a' serves to restrict granularity of the variables u_0, u_1, \dots, u_{k-1} . It may differently restrict the variables through b_0, b_1, \dots, b_{k-1} . A memory required for storing sequence information can be reduced by changing the granularity of the variables u_0, u_1, \dots, u_{k-1} into the unit of integer through the two restrictions, and a sequence of better characteristics can be obtained by adjusting the granularity by variables.

[162]

[163] 13th embodiment: Modified ZC sequence having two restrictions (k=3) and truncation

[164] The following generating equation may be selected:

[165] MathFigure 20

[Math.20]

$$r(n) = x_u(n), \quad 0 \leq n \leq N-1,$$

$$x_u(m) = e^{-j \frac{\pi a (b_0 u_0 m^3 + b_1 u_1 m^2 + b_2 u_2 m^1)}{N_{ZC}}}$$

[166] where $m=0, 1, \dots, N_{ZC}-1$, N is the length of the sequence $r(n)$, u_0, u_1, u_2 are arbitrary integers, 'a' is an arbitrary real number, b_0, b_1, b_2 are arbitrary integers, and N_{ZC} is the smallest prime number among natural numbers larger than N . 'a' serves to restrict granularity of the variables u_0, u_1, u_2 . It may differently restrict the variables through b_0, b_1, b_2 .

[167]

[168] 14th embodiment: Cyclic extension in consideration of cyclic shift in time domain

[169] In an OFDMA system or SC-FDMA system, the number of available sequences can be increased by using cyclic shifts for each root sequence. Besides the cyclic shift, a start point for generating a sequence can be combined with a particular frequency index so as to be defined. This is a restriction of forcibly adjusting start points overlapped by different sequences in the frequency domain, having an advantage in that the correlation characteristics of the modified ZC sequence having one or more restrictions can be supported as it is.

[170] For example, the following sequence generating equation may be selected:

[171] MathFigure 21

[Math.21]

$$r(n) = e^{j\alpha n} x_u((n+\theta) \bmod N_{ZC}), \quad 0 \leq n \leq N-1,$$

$$x_u(m) = e^{-j \frac{\pi a (u_0 m^k + u_1 m^{k-1} + \dots + u_{k-1} m^1)}{N_{ZC}}}$$

[172] where $m=0, 1, \dots, N_{ZC}-1$, N is the length of the sequence $r(n)$, u_0, u_1, \dots, u_{k-1} are arbitrary integers, 'a' is an arbitrary real number, and N_{ZC} is the largest prime number among natural numbers smaller than N . $e^{j\alpha n}$ is an expression, in the frequency domain,

of performing cyclic shift by ' α ' at the time domain. θ is a shift offset value and indicates performing of cyclic extension after shifting by θ . If Equation 21 is expressed in the frequency domain, θ indicates a shift value of a frequency index.

[173] For another example, the following sequence generating equation may be selected:

[174] MathFigure 22

[Math.22]

$$r(n) = e^{j\alpha n} x_u((n+\theta) \bmod N_{ZC}), 0 \leq n \leq N-1,$$

$$x_u(m) = e^{-j \frac{\pi a (b_0 u_0 m^k + b_1 u_1 m^{k-1} + \dots + b_{k-1} u_{k-1} m^1)}{N_{ZC}}}$$

[175] where $m=0, 1, \dots, N_{ZC}-1$, N is the length of the sequence $r(n)$, u_0, u_1, \dots, u_{k-1} are arbitrary integers, ' a ' is an arbitrary real number, b_0, b_1, \dots, b_{k-1} are arbitrary integers, and N_{ZC} is the largest prime number among natural numbers smaller than N . $e^{j\alpha n}$ is an expression, in the frequency domain, of performing cyclic shift by ' α ' at the time domain. θ is a shift offset value and indicates performing of cyclic extension after shifting by θ .

[176] For a still another example, the following sequence generating equation may be selected:

[177] MathFigure 23

[Math.23]

$$r(n) = e^{j\alpha n} x_u((n+\theta) \bmod N_{ZC}), 0 \leq n \leq N-1,$$

$$x_u(m) = e^{-j \frac{\pi a (b_1 u_0 m^3 + b_1 u_1 m^2 + b_2 u_2 m^1)}{N_{ZC}}}$$

[178] where $m=0, 1, \dots, N_{ZC}-1$, N is the length of the sequence $r(n)$, u_0, u_1, u_2 are arbitrary integers, ' a ' is an arbitrary real number, b_0, b_1, b_2 are arbitrary integers, and N_{ZC} is the largest prime number among natural numbers smaller than N . $e^{j\alpha n}$ is an expression, in the frequency domain, of performing cyclic shift by ' α ' at the time domain. θ is a shift offset value.

[179]

[180] 15th embodiment: Truncation in consideration of cyclic shift in time domain

[181] For example, the following sequence generating equation may be selected:

[182] MathFigure 24

[Math.24]

$$r(n) = e^{j\alpha n} x_u(n), \quad 0 \leq n \leq N-1,$$

$$x_u(m) = e^{-j \frac{\pi a (u_0 m^k + u_1 m^{k-1} + \dots + u_{k-1} m^1)}{N_{ZC}}}$$

[183] where $m=0, 1, \dots, N_{ZC}-1$, N is the length of the sequence $r(n)$, u_0, u_1, \dots, u_{k-1} are arbitrary integers, 'a' is an arbitrary real number, and N_{ZC} is the largest prime number among natural numbers smaller than N . $e^{j\alpha n}$ is an expression, in the frequency domain, of performing cyclic shift by 'α' at the time domain.

[184] For another example, the following sequence generating equation may be selected.

[185] MathFigure 25

[Math.25]

$$r(n) = e^{j\alpha n} x_u(n), \quad 0 \leq n \leq N-1,$$

$$x_u(m) = e^{-j \frac{\pi a (b_0 u_0 m^k + b_1 u_1 m^{k-1} + \dots + b_{k-1} u_{k-1} m^1)}{N_{ZC}}}$$

[186] For still another example, the following sequence generating equation may be selected.

[187] MathFigure 26

[Math.26]

$$r(n) = e^{j\alpha n} x_u(n), \quad 0 \leq n \leq N-1,$$

$$x_u(m) = e^{-j \frac{\pi a (b_1 u_0 m^3 + b_1 u_1 m^2 + b_2 u_2 m^1)}{N_{ZC}}}$$

[188] In Equation 26, if $k=3$, $a=0.125$, $b_0=2$, and $b_1=b_2=1$, then the following equation can be obtained.

[189] MathFigure 27

[Math.27]

$$r(n) = e^{j\alpha n} x_u(n), \quad 0 \leq n \leq N-1,$$

$$x_u(m) = e^{-j \frac{\pi 0.125 (2u_0 m^3 + u_1 m^2 + u_2 m^1)}{N_{ZC}}}$$

[190] IV. Generation of sequence

[191] In order to show an example of generating a sequence, the following sequence generating equation is considered:

[192] MathFigure 28

[Math.28]

$$r(n) = x_u((n + \theta) \bmod N_{ZC}), 0 \leq n \leq N - 1,$$

$$x_u(m) = e^{-j \frac{\pi 0.125 (2u_0 m^3 + u_1 m^2 + u_2 m^1)}{N_{ZC}}}$$

[193] where $m=0, 1, \dots, N_{ZC}-1$, N is the length of the sequence $r(n)$, u_0, u_1, u_2 are arbitrary integers, θ is a shift offset value, and N_{ZC} is the largest prime number among natural numbers smaller than N . This Equation is obtained by defining $\alpha=0, k=3, a=0.125, b_0=2, b_1=b_2=1$. The reason of selecting $a=0.125$ is to reduce the amount of calculation. Namely, because 0.125 is $1/8$, it can be implemented by three times of bit shifting operation,

[194] The variables u_0, u_1, u_2 are determined by using a CM and a threshold value of cross-correlation.

[195] First, generation of a sequence with a length of $N=12$ will now be described.

[196] When a CM reference was set as 1.2dB and the threshold of cross-correlation was set as 0.6, the values of the variables u_0, u_1, u_2 and CMs of corresponding sequences obtained from the generating equation are as shown in below table.

[197] Table 2

[Table 2]

[Table]

Sequence Index	u_0	u_1	u_2	CM [dB]
0	0	9	8	0.17
1	0	32	32	0.85
2	0	40	40	0.43
3	0	48	48	0.43
4	0	56	56	0.85
5	0	80	80	0.17
6	0	19	10	1.08
7	0	26	0	1.12
8	0	61	0	0.87
9	0	68	3	1.18
10	1	78	22	1.11
11	2	25	60	0.99
12	3	62	2	1.15
13	3	73	4	1.15
14	3	80	37	1.10
15	4	82	8	1.18
16	11	38	86	1.18
17	12	65	75	1.12
18	14	73	52	1.20
19	16	83	61	1.05
20	18	34	11	1.11
21	18	50	41	1.16
22	22	17	44	0.88
23	25	61	36	1.14
24	25	88	11	1.17
25	27	39	5	1.12

[Table 4]

Sequence index \ n	0	1	2	3	4	5	6	7	8	9	10	11
0	0	-0.54064	-0.98982	0.28173	0.54064	-0.75575	0.54064	0.28173	-0.98982	-0.54064	0	0
1	0	-0.75575	-0.54064	-0.90963	0.75575	-0.28173	0.75575	-0.90963	-0.54064	-0.75575	0	0
2	0	-0.28173	-0.75575	0.98982	0.28173	0.90963	0.28173	0.98982	-0.75575	-0.28173	0	0
3	0	0.28173	0.75575	-0.98982	-0.28173	-0.90963	-0.28173	-0.98982	0.75575	0.28173	0	0
4	0	0.75575	0.54064	0.90963	-0.75575	0.28173	-0.75575	0.90963	0.54064	0.75575	0	0
5	0	0.54064	0.98982	-0.28173	-0.54064	0.75575	-0.54064	-0.28173	0.98982	0.54064	0	0
6	0	-0.86001	0.28173	-0.77864	0.28173	0.1069	-0.98982	0.92388	-0.75575	-0.99936	-0.75575	0
7	0	-0.80054	0.54064	-0.87768	-0.75575	0.93695	-0.90963	-0.99745	-0.28173	0.21257	0.98982	0
8	0	-0.82142	-0.65486	-0.68142	0.28173	0.86001	-0.14231	0.1069	-0.90963	-0.44762	0.84125	0
9	0	-0.57032	0.47925	0.17755	-1	0.99936	-0.07134	-0.3158	0.75575	-0.3158	0.93695	0
10	0	0.47925	-0.65486	0.87768	-0.90963	-0.70711	-0.84125	-0.07134	-0.90963	-0.93695	0.41542	0
11	0	0.035692	-0.41542	0.51027	-0.54064	-0.57032	-0.41542	-0.77864	-0.28173	-0.77864	-0.84125	0
12	0	-0.59928	0.95949	-0.70711	0.75575	-0.70711	-0.65486	-0.21257	-0.54064	-0.07134	-0.41542	0
13	0	-0.17755	0.14231	0.98411	0.54064	0.99936	-0.41542	-0.89423	-0.90963	0.82142	0.95949	0
14	0	0.94883	0.071339	0.77864	-0.95949	0.89423	0.071339	-0.38268	-0.98982	0.38268	0.80054	0
15	0	0.34946	-0.90963	0.34946	0.28173	0.34946	0.75575	0.99745	-0.28173	-0.97715	0	0
16	0	0.87768	0.84125	0.97715	-0.54064	-0.21257	0.95949	0.70711	0.98982	-0.07134	-0.14231	0
17	0	0.41542	-0.47925	-0.97715	-0.84125	-0.54064	-0.93695	0.80054	0.75575	-0.84125	0.34946	0
18	0	0.73189	0.14231	0.51027	0	0.99427	-0.41542	0.24731	-0.75575	-0.99427	0.14231	0
19	0	0	-0.21257	-0.93695	0.41542	-1	-0.87768	0.59928	-0.28173	0.75575	-0.34946	0
20	0	-0.24731	0.21257	-0.3158	-0.41542	0.96894	0.071339	-0.38268	0.54064	-0.89423	-0.07134	0
21	0	0.98411	-0.99745	0.98411	0.41542	0.86001	0.93695	0.96894	0.98982	-0.98411	-0.97715	0
22	0	0.57032	0.65486	-0.73189	0.28173	0.51027	0.14231	-0.99427	-0.90963	-0.89423	-0.84125	0
23	0	0.86001	-0.41542	-0.57032	0.28173	-0.94883	-0.41542	0.77864	-0.98982	-0.1069	0.95949	0
24	0	0.82142	-0.59928	-0.77864	-0.41542	-0.89423	0.99745	-0.68142	0.28173	-0.86001	0.97715	0
25	0	0.34946	-0.59928	-0.75575	-0.95949	-0.21257	-0.47925	-0.95949	0	0.70711	-0.99745	0
26	0	0.14231	-0.59928	-0.34946	-0.95949	-0.75575	-0.80054	0.071339	-0.54064	-0.14231	0.21257	0
27	0	0.98411	-0.41542	-0.92388	-0.28173	-0.92388	0.95949	-0.89423	-0.75575	-0.77864	0.14231	0
28	0	0.92388	0.70711	-0.17755	0.65486	0.17755	0.93695	-0.73189	0.54064	0.3158	-0.21257	0
29	0	0.21257	0.75575	0.97715	0.90963	0.59928	0.90963	0.59928	-0.98982	0.21257	-0.54064	0

[202] If N=12 and when sequences generated by the proposed generating equation and the ZC sequences generated by applying the conventional cyclic extension, six sequences satisfying QPSK CM criteria 1.2dB are included.

[203] Table 5 shows a comparison between the ZC sequence generated by applying the conventional cyclic extension and the proposed sequences.

[204] Table 5

[Table 5]

[Table]

	Conventional ZC sequence	Proposed Sequence
Num. of Sequences	10	30
Num. of Sequences < CM 1.2dB	6	30
Max. CM [dB]	1.50	1.20
Max. Cross. Cor.	0.44	0.60
Mean Cross. Cor.	0.25	0.25
Median Cross. Cor.	0.28	0.24

[205] It is noted that, when the sequences are generated by the proposed method, the number of available sequences can be increased while the cross-correlation charac-

teristics are substantially the same. When frequency hopping in an actual environment is considered, a block error rate (BLER) performance becomes better as a mean correlation value is lower. Because mean correlations of both sequences are the same, the BLER performance is the same.

[206] Generation of a sequence with a length $N=24$ will now be described.

[207] The below table shows variables u_0, u_1, u_2 obtained from the generating equation and corresponding CMs when the CM reference is set to be 1.2dB and the threshold value of the cross-correlation is set to be 0.39.

[208] Table 6

[Table 6]

[Table]

Sequence Index	u_0	u_1	u_2	CM [dB]
0	0	8	8	-0.09
1	0	32	32	0.83
2	0	48	48	0.68
3	0	64	64	0.38
4	0	72	72	0.49
5	0	88	88	0.18
6	0	96	96	0.18
7	0	112	112	0.49
8	0	120	120	0.38
9	0	136	136	0.68
10	0	152	152	0.83
11	0	176	176	-0.09
12	0	6	17	1.11
13	0	6	182	0.87
14	0	25	16	1.14
15	0	29	82	0.95
16	0	35	132	0.92
17	0	44	27	0.83
18	0	48	4	1.01
19	0	54	18	1.13
20	0	54	122	1.14
21	0	58	0	1.07
22	0	64	14	0.61
23	0	68	21	0.98
24	0	88	11	0.58
25	0	96	116	0.63

26	0	112	0	0.49
27	0	126	133	1.05
28	0	130	15	1.07
29	0	178	39	1.11

[209] In the above table, sequences of the sequence indexes 0 to 11 refer to a set of sequences satisfying the CM criteria among the ZC sequences generated by applying the conventional cyclic extension.

[210] Table 7 shows real number values of the sequences generated from Table 6, and Table 8 shows imaginary values of the generated sequences.

[211] Table 7

[Table 7]

Sequence index \ n	0	1	2	3	4	5	6	7	8	9	10	11
0	1	0.96292	0.68255	-0.06824	-0.91721	-0.57668	0.85442	0.20346	-0.91721	0.96292	-0.77571	0.68255
1	1	0.46007	-0.99069	0.96292	-0.06824	-0.77571	-0.57668	0.68255	-0.06824	0.46007	-0.91721	-0.99069
2	1	-0.06824	0.20346	-0.91721	-0.77571	0.85442	-0.99069	-0.33488	-0.77571	-0.06824	-0.57668	0.20346
3	1	-0.57668	0.96292	0.85442	-0.99069	0.20346	-0.33488	-0.06824	-0.99069	-0.57668	0.68255	0.96292
4	1	-0.77571	0.46007	-0.57668	0.85442	0.68255	0.20346	0.96292	0.85442	-0.77571	-0.99069	0.46007
5	1	-0.99069	-0.91721	0.68255	0.20346	0.46007	0.96292	-0.77571	0.20346	-0.99069	-0.33488	-0.91721
6	1	-0.99069	-0.91721	0.68255	0.20346	0.46007	0.96292	-0.77571	0.20346	-0.99069	-0.33488	-0.91721
7	1	-0.77571	0.46007	-0.57668	0.85442	0.68255	0.20346	0.96292	0.85442	-0.77571	-0.99069	0.46007
8	1	-0.57668	0.96292	0.85442	-0.99069	0.20346	-0.33488	-0.06824	-0.99069	-0.57668	0.68255	0.96292
9	1	-0.06824	0.20346	-0.91721	-0.77571	0.85442	-0.99069	-0.33488	-0.77571	-0.06824	-0.57668	0.20346
10	1	0.46007	-0.99069	0.96292	-0.06824	-0.77571	-0.57668	0.68255	-0.06824	0.46007	-0.91721	-0.99069
11	1	0.96292	0.68255	-0.06824	-0.91721	-0.57668	0.85442	0.20346	-0.91721	0.96292	-0.77571	0.68255
12	1	0.92388	0.54845	-0.22014	-0.94226	-0.64424	0.6572	0.71908	-0.85442	-0.08527	0.83618	-0.99287
13	1	-0.99767	0.94226	-0.68255	0.068242	0.73084	-0.94226	-0.06824	1	0.13617	-0.88789	-0.85442
14	1	0.76482	-0.63109	-0.0512	-0.06824	0.86317	-0.2698	-0.66998	-0.33488	0.78637	0.13617	-0.31874
15	1	-0.31874	0.068242	-0.71908	0.57668	0.86317	0.46007	-0.8799	0.46007	-0.76482	0.77571	0.99636
16	1	-0.95817	0.81697	0.91028	0.96292	0.47516	-0.88789	0.47516	0.96292	0.91028	0.81697	-0.95817
17	1	0.35092	-0.70711	-0.2862	0.2698	-0.61775	-0.03414	-0.69493	0.068242	-0.56265	-0.36685	-0.15306
18	1	0.63109	-0.96292	0.2698	0.68255	-0.3984	0.068242	-0.97908	-0.91721	-0.51958	0.57668	0.81697
19	1	0.33488	-0.3984	-0.97908	-0.96292	0.85442	-0.88789	-0.97908	0.20346	-0.46007	0.51958	-0.2698
20	1	-0.99069	-5.8E-16	-0.3984	-0.46007	-0.46007	-0.13617	-0.99767	0.96292	0.68255	0.99767	-0.81697
21	1	0.54845	-0.68255	-0.87166	-0.99069	0.93028	-0.46007	-0.16991	0.85442	0.10226	0.068242	0.90307
22	1	0.23676	0.13617	-0.42948	0.91721	-0.97157	-0.99767	0.23676	-0.91721	-0.90307	0.13617	-0.97157
23	1	0.051199	0.60424	0.50492	0.3984	0.8267	0.99942	-0.95817	-0.20346	-0.99287	0.95314	0.99636
24	1	-0.11923	0.99476	0.051199	0.94226	0.69493	0.23676	0.89561	-0.96292	-0.64424	0.23676	-0.08527
25	1	-0.88789	-0.46007	-0.2698	-0.91721	0.81697	-0.20346	0.99767	0.20346	0.97908	0.068242	0.97908
26	1	-0.33488	0.20346	-0.06824	0.68255	-0.77571	0.96292	0.85442	-0.99069	-0.57668	-0.91721	0.46007
27	1	-0.2862	0.83618	0.50492	0.88789	-0.66998	-0.99942	-0.35092	0.33488	0.99636	0.60424	-0.8267
28	1	-0.78637	-0.99942	-0.31874	0.3984	0.97547	0.97157	-0.8267	0.91721	0.99287	-0.10226	0.35092
29	1	-0.84542	0.60424	-0.47516	0.51958	-0.71908	0.95314	-0.93641	0.33488	0.66998	-0.90307	-0.35092

[212]

n \ Sequence index	12	13	14	15	16	17	18	19	20	21	22	23
0	-0.77571	0.96292	-0.91721	0.20346	0.85442	-0.57668	-0.91721	-0.06824	0.68255	0.96292	1	1
1	-0.91721	0.46007	-0.06824	0.68255	-0.57668	-0.77571	-0.06824	0.96292	-0.99069	0.46007	1	1
2	-0.57668	-0.06824	-0.77571	-0.33488	-0.99069	0.85442	-0.77571	-0.91721	0.20346	-0.06824	1	1
3	0.68255	-0.57668	-0.99069	-0.06824	-0.33488	0.20346	-0.99069	0.85442	0.96292	-0.57668	1	1
4	-0.99069	-0.77571	0.85442	0.96292	0.20346	0.68255	0.85442	-0.57668	0.46007	-0.77571	1	1
5	-0.33488	-0.99069	0.20346	-0.77571	0.96292	0.46007	0.20346	0.68255	-0.91721	-0.99069	1	1
6	-0.33488	-0.99069	0.20346	-0.77571	0.96292	0.46007	0.20346	0.68255	-0.91721	-0.99069	1	1
7	-0.99069	-0.77571	0.85442	0.96292	0.20346	0.68255	0.85442	-0.57668	0.46007	-0.77571	1	1
8	0.68255	-0.57668	-0.99069	-0.06824	-0.33488	0.20346	-0.99069	0.85442	0.96292	-0.57668	1	1
9	-0.57668	-0.06824	-0.77571	-0.33488	-0.99069	0.85442	-0.77571	-0.91721	0.20346	-0.06824	1	1
10	-0.91721	0.46007	-0.06824	0.68255	-0.57668	-0.77571	-0.06824	0.96292	-0.99069	0.46007	1	1
11	-0.77571	0.96292	-0.91721	0.20346	0.85442	-0.57668	-0.91721	-0.06824	0.68255	0.96292	1	1
12	0.81697	-0.61775	0.54845	-0.64424	0.85442	-0.99985	0.75371	0.085266	-0.94226	0.5341	0.83618	1
13	-0.20346	0.3984	0.73084	0.85442	0.73084	0.3984	-0.20346	-0.85442	-0.88789	0.13617	1	1
14	-0.33488	0.95817	0.88789	0.92388	0.85442	-0.69493	0.2698	-0.59054	0.96292	0.69493	0.51958	1
15	0.99069	0.22014	-0.91721	0.89561	-0.06824	-0.92388	-0.96292	-0.414	0.99069	-0.91028	0.96292	1
16	1	-0.08527	-0.51958	0.18671	0.85442	-0.86317	-0.13617	0.59054	0.20346	-0.98822	0.88789	1
17	0.81697	0.5341	-0.97157	0.99985	0.20346	0.31874	0.93028	-0.93641	-0.2698	-0.11923	-0.99476	1
18	0.85442	0.3984	-0.20346	-0.99767	-0.91721	0.73084	-0.96292	-0.2698	-0.77571	5.4E-15	-0.68255	1
19	-0.20346	-0.91721	-0.94226	-1.7E-14	-0.57668	0.068242	-0.88789	0.81697	-0.46007	-0.06824	0.81697	1
20	0.77571	0.77571	-0.81697	0.99767	0.68255	0.96292	-0.99767	-0.13617	-0.46007	-0.46007	-0.3984	1
21	-0.33488	-0.6572	0.77571	-0.97157	-0.57668	-0.95314	0.91721	0.79681	0.96292	-0.99942	-0.20346	1
22	-1	0.75371	-0.73084	-0.30251	0.68255	0.83618	0.97908	-0.99942	-0.46007	-0.99942	0.99767	1
23	-0.2698	0.98241	0.99476	-0.91028	0.20346	-0.69493	0.79681	0.25332	0.94226	-0.38268	-0.36685	1
24	0.2698	0.31874	-0.23676	-0.01707	-0.33488	-0.74238	0.99476	0.78637	8.57E-14	0.86317	-0.79681	1
25	-0.57668	0.3984	-0.96292	-0.88789	0.46007	2.11E-14	0.33488	0.51958	-0.57668	-0.51958	0.33488	1
26	0.46007	-0.91721	-0.57668	-0.99069	0.85442	0.96292	-0.77571	0.68255	-0.06824	0.20346	-0.33488	1
27	-0.63109	-0.92388	0.49011	-0.96738	-0.91721	0.8267	-0.93028	-0.98241	0.3984	-0.86317	-0.49011	1
28	-0.63109	0.11923	0.36685	0.8267	0.85442	0.22014	0.36685	-0.31874	0.73084	-0.61775	0.70711	1
29	0.88789	0.71908	-0.23676	-0.8799	-0.99069	-0.84542	-0.70711	-0.69493	-0.81697	-0.97547	-0.93028	1

[213] Table 8

[Table 8]

n \ Sequence index	0	1	2	3	4	5	6	7	8	9	10	11
0	0	-0.2698	-0.73084	-0.99767	-0.3984	0.81697	0.51958	-0.97908	0.3984	0.2698	-0.63109	0.73084
1	0	-0.88789	0.13617	-0.2698	0.99767	0.63109	0.81697	0.73084	-0.99767	0.88789	0.3984	-0.13617
2	0	-0.99767	0.97908	0.3984	0.63109	0.51958	-0.13617	-0.94226	-0.63109	0.99767	-0.81697	-0.97908
3	0	-0.81697	-0.2698	-0.51958	-0.13617	-0.97908	-0.94226	0.99767	0.13617	0.81697	-0.73084	0.2698
4	0	-0.63109	-0.88789	-0.81697	0.51958	0.73084	-0.97908	0.2698	-0.51958	0.63109	0.13617	0.88789
5	0	-0.13617	-0.3984	0.73084	0.97908	-0.88789	-0.2698	-0.63109	-0.97908	0.13617	-0.94226	0.3984
6	0	0.13617	0.3984	-0.73084	-0.97908	0.88789	0.2698	0.63109	0.97908	-0.13617	0.94226	-0.3984
7	0	0.63109	0.88789	0.81697	-0.51958	-0.73084	0.97908	-0.2698	0.51958	-0.63109	-0.13617	-0.88789
8	0	0.81697	0.2698	0.51958	0.13617	0.97908	0.94226	-0.99767	-0.13617	-0.81697	0.73084	-0.2698
9	0	0.99767	-0.97908	-0.3984	-0.63109	-0.51958	0.13617	0.94226	0.63109	-0.99767	0.81697	0.97908
10	0	0.88789	-0.13617	0.2698	-0.99767	-0.63109	-0.81697	-0.73084	0.99767	-0.88789	-0.3984	0.13617
11	0	0.2698	0.73084	0.99767	0.3984	-0.81697	-0.51958	0.97908	-0.3984	-0.2698	0.63109	-0.73084
12	0	-0.38268	-0.83618	-0.97547	-0.33488	0.76482	0.75371	-0.69493	-0.51958	0.99636	-0.54845	-0.11923
13	0	0.068242	-0.33488	0.73084	-0.99767	0.68255	0.33488	-0.99767	-2.3E-15	0.99069	0.46007	-0.51958
14	0	-0.64424	-0.77571	0.99869	-0.99767	0.50492	0.96292	0.74238	0.94226	0.61775	-0.99069	0.94784
15	0	-0.94784	0.99767	-0.69493	-0.81697	-0.50492	-0.88789	-0.47516	0.88789	-0.64424	-0.63109	0.085266
16	0	-0.2862	-0.57668	0.414	0.2698	-0.8799	0.46007	-0.8799	0.2698	0.414	-0.57668	-0.2862
17	0	-0.93641	0.70711	-0.95817	-0.96292	-0.78637	0.99942	-0.71908	-0.99767	-0.8267	0.93028	-0.98822
18	0	-0.77571	0.2698	-0.96292	-0.73084	-0.91721	0.99767	-0.20346	-0.3984	0.85442	-0.81697	0.57668
19	0	-0.94226	0.91721	-0.20346	0.2698	0.51958	0.46007	0.20346	0.97908	-0.88789	-0.85442	-0.96292
20	0	-0.13617	-1	-0.91721	0.88789	-0.88789	-0.99069	0.068242	-0.2698	0.73084	0.068242	-0.57668
21	0	-0.83618	0.73084	-0.49011	0.13617	0.36685	0.88789	0.98546	-0.51958	0.99476	0.99767	-0.42948
22	0	-0.97157	0.99069	0.90307	0.3984	0.23676	-0.06824	0.97157	-0.3984	-0.42948	0.99069	-0.23676
23	0	-0.99869	0.79681	0.86317	-0.91721	0.56265	0.034141	-0.2862	-0.97908	-0.11923	-0.30251	0.085266
24	0	-0.99287	-0.10226	-0.99869	0.33488	-0.71908	0.97157	0.44484	0.2698	0.76482	-0.97157	-0.99636
25	0	0.46007	0.88789	-0.96292	-0.3984	-0.57668	-0.97908	0.068242	-0.97908	0.20346	-0.99767	-0.20346
26	0	-0.94226	-0.97908	0.99767	0.73084	0.63109	0.2698	0.51958	-0.13617	0.81697	-0.3984	0.88789
27	0	0.95817	-0.54845	-0.86317	0.46007	-0.74238	-0.03414	-0.93641	0.94226	0.085266	0.79681	-0.56265
28	0	-0.61775	-0.03414	-0.94784	0.91721	-0.22014	0.23676	0.56265	0.3984	0.11923	0.99476	-0.93641
29	0	0.5341	-0.79681	0.8799	-0.85442	0.69493	-0.30251	-0.35092	0.94226	-0.74238	-0.42948	0.93641

[214]

n	12	13	14	15	16	17	18	19	20	21	22	23
0	-0.63109	0.2698	0.3984	-0.97908	0.51958	0.81697	-0.3984	-0.99767	-0.73084	-0.2698	-4.4E-15	0
1	0.3984	0.88789	-0.99767	0.73084	0.81697	0.63109	0.99767	-0.2698	0.13617	-0.88789	-1.8E-14	0
2	-0.81697	0.99767	-0.63109	-0.94226	-0.13617	0.51958	0.63109	0.3984	0.97908	-0.99767	1.95E-15	0
3	-0.73084	0.81697	0.13617	0.99767	-0.94226	-0.97908	-0.13617	-0.51958	-0.2698	-0.81697	-3.5E-14	0
4	0.13617	0.63109	-0.51958	0.2698	-0.97908	0.73084	0.51958	-0.81697	-0.88789	-0.63109	-2.5E-14	0
5	-0.94226	0.13617	-0.97908	-0.63109	-0.2698	-0.88789	0.97908	0.73084	-0.3984	-0.13617	1.08E-13	0
6	0.94226	-0.13617	0.97908	0.63109	0.2698	0.88789	-0.97908	-0.73084	0.3984	0.13617	3.91E-15	0
7	-0.13617	-0.63109	0.51958	-0.2698	0.97908	-0.73084	-0.51958	0.81697	0.88789	0.63109	2.35E-14	0
8	0.73084	-0.81697	-0.13617	-0.99767	0.94226	0.97908	0.13617	0.51958	0.2698	0.81697	1.47E-13	0
9	0.81697	-0.99767	0.63109	0.94226	0.13617	-0.51958	-0.63109	-0.3984	-0.97908	0.99767	-6.1E-14	0
10	-0.3984	-0.88789	0.99767	-0.73084	-0.81697	-0.63109	-0.99767	0.2698	-0.13617	0.88789	1.86E-13	0
11	0.63109	-0.2698	-0.3984	0.97908	-0.51958	-0.81697	0.3984	0.99767	0.73084	0.2698	2.16E-13	0
12	0.57668	-0.78637	0.83618	-0.76482	0.51958	-0.01707	-0.6572	0.99636	-0.33488	-0.84542	0.54845	0
13	-0.97908	-0.91721	-0.68255	-0.51958	-0.51958	-0.68255	-0.91721	-0.97908	-0.51958	0.46007	0.99069	0
14	-0.94226	-0.2862	0.46007	0.38268	-0.51958	-0.71908	0.96292	-0.80701	-0.2698	0.71908	0.85442	0
15	-0.13617	-0.97547	0.3984	-0.44484	0.99767	0.38268	0.2698	0.91028	0.13617	-0.414	-0.2698	0
16	1.86E-14	0.99636	0.85442	0.98241	-0.51958	0.50492	-0.99069	-0.80701	-0.97908	-0.15306	0.46007	0
17	-0.57668	-0.84542	-0.23676	-0.01707	0.97908	0.94784	-0.36685	0.35092	-0.96292	-0.99287	-0.10226	0
18	0.51958	-0.91721	0.97908	0.068242	0.3984	0.68255	-0.2698	-0.96292	-0.63109	1	-0.73084	0
19	0.97908	-0.3984	-0.33488	1	-0.81697	-0.99767	-0.46007	0.57668	0.88789	0.99767	-0.57668	0
20	-0.63109	-0.63109	-0.57668	0.068242	0.73084	-0.2698	0.068242	-0.99069	-0.88789	0.88789	-0.91721	0
21	0.94226	0.75371	0.63109	-0.23676	-0.81697	0.30251	-0.3984	0.60424	-0.2698	0.034141	-0.97908	0
22	-9.8E-15	0.6572	0.68255	0.95314	-0.73084	0.54845	-0.20346	0.034141	-0.88789	-0.03414	-0.06824	0
23	-0.96292	0.18671	-0.10226	-0.414	-0.97908	-0.71908	0.60424	0.96738	-0.33488	0.92388	0.93028	0
24	0.96292	0.94784	-0.97157	-0.99985	0.94226	0.66998	-0.10226	0.61775	-1	-0.50492	-0.60424	0
25	-0.81697	-0.91721	0.2698	-0.46007	0.88789	1	-0.94226	-0.85442	0.81697	0.85442	-0.94226	0
26	0.88789	-0.3984	0.81697	-0.13617	0.51958	0.2698	0.63109	0.73084	0.99767	-0.97908	-0.94226	0
27	0.77571	0.38268	-0.87166	-0.25332	-0.3984	-0.56265	-0.36685	-0.18671	-0.91721	0.50492	0.87166	0
28	-0.77571	-0.99287	0.93028	-0.56265	-0.51958	0.97547	-0.93028	-0.94784	-0.68255	0.78637	0.70711	0
29	0.46007	-0.69493	-0.97157	-0.47516	0.13617	0.5341	0.70711	0.71908	0.57668	0.22014	-0.36685	0

[215] Below table 9 shows the comparison between the sequences generated by the proposed generating equation and the ZC sequences generated by applying the conventional cyclic extension when N=24.

[216] Table 9

[Table 9]

[Table]

	Conventional ZC sequence	Proposed Sequence
Num. of Sequences	22	30
Num. of Sequences < CM 1.2dB	12	30
Max. CM [dB]	2.01	1.14
Max. Cross. Cor.	0.36	0.39
Mean Cross. Cor.	0.19	0.18
Median Cross. Cor.	0.20	0.18
Std. Cross. Cor.	0.07	0.09

[217] It is noted that when the sequences are generated according to the proposed method, the number of available sequences is increased and better cross-correlation characteristics are obtained. When frequency hopping in an actual environment is counted, a BLER performance becomes better as a mean correlation value is lower. Thus, the

BLER performance of the proposed sequences is superior.

[218] V. Order restriction of phase equation

[219] The relation between the order 'k' of a phase equation with respect to a phase component of a sequence, the number of available sequences, and the correlation characteristics is as follows.

[220] As the order 'k' is increased, the number of available sequences is increased but the correlation characteristics are degraded. As the order 'k' becomes small, the number of available sequences is reduced but the correlation characteristics are improved. If $k=2$, ZC sequences can be generated, so if $k>2$, a restriction for generation of sequences is required.

[221] A method for restricting the order of a phase equation according to the length of desired sequences according to the desired number of available sequences in consideration of the number of available sequences and correlation characteristics, when a third or higher polynomial expression is applied to phase components of sequences will now be described. When the desired number of minimum available sequences is N_{seq} , if the number of sequences (N_{poss}) that can be generated by using the second order phase equation with a desired length N of sequences is larger than or the same as N_{seq} (i.e. $N_{poss} \geq N_{seq}$), the second order phase equation is used. If $N_{poss} < N_{seq}$, a third or higher order phase equation is used.

[222] It can be expressed by stages as follows:

[223] Step 1: The desired number N_{seq} of minimum available sequences is determined

[224] Step 2: The number N_{poss} of available sequences that can be generated by the second order phase equation ($k=2$) is determined from the length N of the desired sequences.

[225] Step 3: If N_{poss} is larger than or the same as N_{seq} , sequences are generated by using the second order phase equation, and if N_{poss} is smaller than N_{seq} , sequences are generated by using the third order phase equation.

[226] First embodiment

[227] The following sequence generating equation having the third phase equation with $k=3$ is considered:

[228] MathFigure 29

[Math.29]

$$r(n) = e^{j\alpha n} x_u((n+\theta) \bmod N_{ZC}), 0 \leq n \leq N-1,$$

$$x_u(m) = e^{-j \frac{\pi a (b_0 u_0 m^3 + b_1 u_1 m^2 + u_2 m)}{N_{ZC}}}$$

[229] where $m=0, 1, \dots, N_{ZC}-1$, N is the length of the sequence $r(n)$, u_0, u_1, \dots, u_{k-1} are arbitrary integers, 'a' is an arbitrary real number, and N_{ZC} is the largest prime number among natural numbers smaller than N . $e^{j\alpha n}$ is an expression, in the frequency domain, of performing cyclic shift by 'a' in the time domain. θ is a shift offset value and indicates performing of cyclic extension after shifting by θ .

[230] It is assumed that the length N of the desired sequences is possible in the following case:

[231] $N=[12 24 36 48 60 72 96 108 120 144 180 192 216 240 288 300]$

[232] In step 1, the number N_{seq} of minimum available sequences is set to 30. In step 2, if the second phase equation is $a=1, u_0=0, u_1=u_2=u, b_0=0$, and $b_1=b_2=1$ in Equation 29, the available number N_{poss} of available ZC sequences of each N is as follows:

[233] $N_{poss}=[10 22 30 46 58 70 88 106 112 138 178 190 210 238 282 292]$

[234] In step 3, the length of sequences that can use the second order phase equation is $N=[36 48 60 72 96 108 120 144 180 192 216 240 288 300]$, and the length of sequences that can use the third order phase equation is $N=[12 24]$.

[235] Second embodiment

[236] The following sequence generating equation having the third phase equation with $k=3$ is considered.

[237] MathFigure 30

[Math.30]

$$r(n) = e^{j\alpha n} x_u((n+\theta) \bmod N_{ZC}), 0 \leq n \leq N-1,$$

$$x_u(m) = e^{-j \frac{\pi a (2u_0 m^3 + u_1 m^2 + u_2 m)}{N_{ZC}}}$$

[238] It is assumed that the length N of desired sequences is possible in the following case:

[239] $N=[12 24 36 48 60 72 96 108 120 144 180 192 216 240 288 300]$

[240] In step 1, the number N_{seq} of minimum available sequences is 30. In step 2, if the second order phase equation is $a=1, u_0=0$, and $u_1=u_2=u$ in Equation 30, the available

number N_{poss} of available ZC sequences of each N is as follows:

[241] $N_{\text{poss}} = [10\ 22\ 30\ 46\ 58\ 70\ 88\ 106\ 112\ 138\ 178\ 190\ 210\ 238\ 282\ 292]$

[242] In step 3, the length of sequences that can use the second order phase equation is $N = [36\ 48\ 60\ 72\ 96\ 108\ 120\ 144\ 180\ 192\ 216\ 240\ 288\ 300]$, and the length of sequences that can use the third order phase equation is $N = [12\ 24]$.

[243] The sequence generating equation for which the order of the phase equation is restricted can be expressed by two types. In a first expression method, it is assumed that a sequence with a length N is mapped in the frequency domain. This means that each element of the sequence is mapped to the N number of subcarriers. First, it is assumed that the sequence $r(n)$ is given as follows.

[244] MathFigure 31

[Math.31]

$$r(n) = e^{j\omega n} x_u((n+\theta) \bmod N_{ZC}), 0 \leq n \leq N-1$$

[245] According to the first type of sequence generating equation, when the length N of sequences is larger than or the same as 36, a base sequence $x_u(m)$ is given as follows:

[246] MathFigure 32

[Math.32]

$$x_u(m) = e^{-j \frac{\pi u m(m+1)}{N_{ZC}}}$$

[247] where $m=0, 1, \dots, N_{ZC}-1$.

[248] If the length N of the sequences is smaller than 36, the base sequence $x_u(m)$ is given as follows.

[249] MathFigure 33

[Math.33]

$$x_u(m) = e^{-j \frac{\pi 0.125 (2u_0 m^3 + u_1 m^2 + u_2 m)}{N_{ZC}}}$$

[250] According to a second type of sequence generating equation, the base sequence $x_u(m)$ is given as follows:

[251] MathFigure 34

[Math.34]

$$x_u(m) = e^{-j \frac{\pi a (2u_0 m^3 + u_1 m^2 + u_2 m)}{N_{zc}}}$$

[252] where when the length N of sequences is larger than or the same as 36, $a=1$ and $u_1=u_2=u$, and if the length N of sequences is smaller than 36, if $a=0.125$ and $N=12$, u_1 and u_2 are defined by the below Table 10.

[253] Table 10

[Table 10]

[Table]

Sequence Index	u_1	u_2	u_3	CM [dB]
1	0	8	8	0.17
2	0	32	32	0.85
3	0	40	40	0.43
4	0	48	48	0.43
5	0	56	56	0.85
6	0	80	80	0.17
7	0	19	10	1.08
8	0	26	0	1.12
9	0	61	0	0.87
10	0	68	3	1.18
11	1	78	22	1.11
12	2	25	60	0.99
13	3	62	2	1.15
14	3	73	4	1.15
15	3	80	37	1.10
16	4	82	8	1.18
17	11	38	86	1.18
18	12	65	75	1.12
19	14	73	52	1.20
20	16	83	61	1.05
21	18	34	11	1.11
22	18	50	41	1.16
23	22	17	44	0.88
24	25	61	36	1.14
25	25	88	11	1.17
26	27	39	5	1.12

27	32	23	85	1.12
28	34	17	52	1.10
29	38	36	31	1.04
30	40	6	8	1.18

[254] If $N=24$, u_1 and u_2 are defined by the below Table 11.

[255] Table 11

[Table 11]

[Table]

Sequence Index	u_1	u_2	u_3
1	0	8	8
2	0	32	32
3	0	48	48
4	0	64	64
5	0	72	72
6	0	88	88
7	0	96	96
8	0	112	112
9	0	120	120
10	0	136	136
11	0	152	152
12	0	176	176
13	0	6	17
14	0	6	182
15	0	25	16
16	0	29	82
17	0	35	132
18	0	44	27
19	0	48	4
20	0	54	18
21	0	54	122
22	0	58	0
23	0	64	14
24	0	68	21
25	0	88	11
26	0	96	116

27	0	112	0
28	0	126	133
29	0	130	15
30	0	178	39

[256] VI. Generation of sequences for a reference signal

[257] The following sequence generating equation is considered:

[258] MathFigure 35

[Math.35]

$$r(n) = e^{j\omega n} x_u((n+\theta) \bmod N_{ZC}), \quad 0 \leq n \leq N-1,$$

$$x_u(m) = e^{-j\pi \left\{ \text{quan} \left(\frac{a(u_0 m^3 + u_1 m^2 + u_2 m)}{N_{ZC}} \right) + u_3 \right\}}$$

[259] where $m=0, 1, \dots, N_{ZC}-1$, $a=0.0625$, $u_3=1/4$, N is the length of the sequence $r(n)$, u_0 , u_1 , and u_2 are arbitrary integers, θ is a shift offset value, and N_{ZC} is the largest prime number among natural numbers smaller than N . The Quantization function $\text{quan}(\cdot)$ is approximated to the closest $\{0, 1/2, 1, 3/2, 2, \dots\}$. Namely, the quantization function $\text{quan}(x)$ is approximated to an integer or integer+0.5 closest to 'x'. It can be expressed by $\text{quan}(x)=\text{round}(2x)/2$, and $\text{round}(x)$ is an integer immediately smaller than $x+0.5$.

[260] A memory capacity can be saved through quantization. The range of u_0 , u_1 , and u_2 may be extended to increase the degree of freedom to thereby generate a larger number of sequences with good performance. In this respect, however, the increase in the range of u_0 , u_1 , and u_2 causes an increase in the number of bits to represent u_0 , u_1 , and u_2 . Thus, it is restricted with QPSK modulation so that only two bits are required per value regardless of the range of u_0 , u_1 , and u_2 . In addition, because the basic generating equation is based on the CAZAC sequence, sequences with good correlation characteristics can be generated. For example, if the range of $0 \leq u_0 \leq 1024$, $0 \leq u_1 \leq 1024$, and $0 \leq u_2 \leq 1024$ is provided to generate sequences of a length of 12, memory of 30 bits (=10 bits + 10 bits + 10 bits) is used per sequence, so 900 bits of memory capacity is required for 30 sequences. However, when quantization is performed, memory of 720 bits (=2 bits x 12 x 30) is sufficient for sequence regardless of the range of u_0 , u_1 , and u_2 .

[261] The above generating equation may be equivalent to a value obtained by approximating elements of sequences to a QPSK constellation phase. This is because

every value can be approximated with the N_q number of values quantized between 0 and 2π that may be expressed by phases through quantization function. Namely, values in a complex unit circuit the $e^{-j\theta}$ may have can be quantized to the N_q number of values to thereby approximate every value.

[262] In this case, according to the approximating methods, the values can be approximated to the closest values, to the same or the closest small values, or to the same or the closest large values.

[263] Elements of sequences can be approximated to values of $\{\pi/4, 3\pi/4, -\pi/4, -3\pi/4\}$ corresponding to the phases of QPSK. This means that the quantized values are approximated to the coordinates of QPSK $\{0.7071+j0.7071, 0.7071-j0.7071, -0.7071+j0.7071, -0.7071-j0.7071\}$.

[264] Hereinafter, generation of extended sequence will be described, but a truncated sequence as in the following equation may be also used according to the length N of the desired sequences and the length N_{ZC} of the ZC sequences.

[265] MathFigure 36

[Math.36]

$$r(n) = e^{j\omega n} x_u(n), \quad 0 \leq n \leq N-1,$$

$$x_u(m) = e^{-j\pi \left\{ \text{quan} \left(\frac{a(u_0 m^3 + u_1 m^2 + u_2 m^1)}{N_{ZC}} \right) + u_3 \right\}}$$

[266] Alternatively, if the length N of the desired sequences and the length N_{ZC} of the ZC sequences are the same, sequences as in the following equation may be also used.

[267] MathFigure 37

[Math.37]

$$r(n) = e^{j\omega n} x_u(n), \quad 0 \leq n \leq N-1,$$

$$x_u(m) = e^{-j\pi \left\{ \text{quan} \left(\frac{a(u_0 m^3 + u_1 m^2 + u_2 m^1)}{N} \right) + u_3 \right\}}$$

[268] Substantial examples to generate a sequence generation for a reference signal will now be described.

[269] In the uplink subframe, a PUCCH or a PUSCH is scheduled by a unit of resource blocks, and a resource block includes twelve subcarriers. Thus, a sequence with a length $N=12$ is required for a single resource block, a sequence of with a length $N=24$

is required for two resource blocks. The sequence with the length $N=12$ may be generated by cyclic-extending a sequence with $N_{zc}=11$, and the sequence with the length $N=24$ may be generated by cyclic-extending a sequence with $N_{zc}=23$.

[270] (1) Reference signal sequence for $N=12$

[271] The below table shows u_0 , u_1 , and u_2 , when $N=12$. It shows 30 sequence combinations, which do not have such a high cross-correlation with extended ZC sequences corresponding to three resource blocks, as searched from sequences that do not exceed a CM 1.22dB, by preferentially considering a CP (Cyclic Prefix) as the CM.

[272] Table 12

[Table 12]

[Table]

index (u)	u_0	u_1	u_2
0	29995	30337	2400
1	32762	2119	36039
2	35746	37587	26527
3	18603	33973	25011
4	18710	2129	19429
5	5033	28145	14997
6	6940	23410	7920
7	19235	26638	38189
8	2037	29	16723
9	8965	29795	25415
10	35666	2400	4229
11	7660	31762	17023
12	23501	14111	6290
13	32271	14654	3822
14	16265	29599	640
15	26931	38734	3401
16	11963	29706	22674
17	9560	24757	22880
18	22707	14318	7654
19	16440	14635	3587
20	22209	13004	10470
21	23277	2967	19770
22	25054	36961	9673
23	39007	36984	21639
24	5353	38653	26803
25	36686	19758	36923

26	3768	37064	30757
27	15927	15525	13082
28	33614	17418	37090
29	33995	7240	12053

[273] The reference signal sequence $r(n)$ with the length 12 generated from the above table can be expressed by the following equation:

[274] MathFigure 38

[Math.38]

$$r(n) = e^{j\alpha n} x_u(n), \quad x_u(n) = e^{p(n)\pi/4}, \quad 0 \leq n < N$$

[275] where ' α ' is a cyclic shift value, and values of the phase parameters $p(n)$ of the base sequences $x_u(n)$ are given as shown in the following table:

[276] Table 13

[Table 13]

[Table]

Sequence index (u)	p(0), ..., p(11)
0	-1 -3 -1 1 1 -3 3 1 3 1 1 -1
1	-1 3 3 -3 3 1 -1 -1 -3 -1 1 -1
2	-1 1 -3 -1 -3 -3 -3 1 -1 -3 1 -1
3	-1 3 -1 1 1 -3 -3 -1 -3 -3 3 -1
4	-1 3 1 -3 3 -3 -1 -3 -3 3 -3 -1
5	-1 1 3 3 1 -3 3 3 1 3 -1 -1
6	-1 1 1 3 -1 1 1 1 -1 -3 3 -1
7	-1 1 1 -1 -1 -1 3 1 3 -3 3 -1
8	-1 3 1 3 1 -1 -1 3 -3 -1 -3 -1
9	-1 -3 1 -1 -3 1 1 1 -1 1 -3 -1
10	-1 -3 -1 -3 -1 -1 3 -3 -3 3 1 -1
11	-1 -3 1 1 -1 1 -1 -1 3 -3 -3 -1
12	-1 1 -3 -1 1 -1 3 3 1 -1 1 -1
13	-1 -3 1 3 -1 -1 3 1 1 1 1 -1
14	-1 -1 1 1 -1 -3 -1 -3 -3 1 3 -1
15	-1 -3 3 -1 1 1 -3 -1 -3 -1 -1 -1
16	-1 1 -3 3 -1 -1 3 -3 -3 -3 -3 -1
17	-1 3 3 -3 3 -3 -3 1 1 -1 -3 -1
18	-1 -1 -3 -1 -3 -3 1 1 3 -3 3 -1
19	-1 3 -3 1 -1 3 -1 -3 -3 -1 -1 -1
20	-1 1 -1 -3 -1 -1 1 3 -3 3 3 -1
21	-1 1 -1 1 1 3 -1 -1 -3 3 3 -1
22	-1 1 3 -3 -3 3 -1 -1 -3 -1 -3 -1
23	-1 -3 1 -1 -3 -1 3 -3 3 -3 -1 -1
24	-1 -3 -3 -3 1 -1 1 1 -3 -1 1 -1

25	-1 -3 -1 1 1 3 -1 1 -1 -3 3 -1
26	-1 3 3 1 -3 -3 -1 1 1 -1 1 -1
27	-1 3 1 -1 -3 -3 -3 -1 3 -3 -3 -1
28	-1 -3 1 1 1 1 3 1 -1 1 -3 -1
29	-1 3 -3 3 -1 3 3 -3 3 3 -1 -1

[277] (2) Reference signal sequence for N=24

[278] The below table shows u_0 , u_1 , and u_2 , when N=12. It shows 30 sequence combinations, which do not have such a high cross-correlation with extended ZC sequences corresponding to three resource blocks, as searched from sequences that do not exceed a CM 1.22dB, by preferentially considering a CP (Cyclic Prefix) as the CM.

[279] Table 14

[Table 14]

[Table]

Index (u)	u_0	u_1	u_2
0	35297	9057	9020
1	24379	861	26828
2	15896	4800	31943
3	6986	9180	7583
4	22605	15812	10886
5	852	3220	18552
6	16048	10573	27569
7	15076	9412	26787
8	15074	3760	38376
9	38981	11775	37785
10	29686	14549	13300
11	21429	7431	34668
12	28189	33097	5721
13	6551	34694	36165
14	25833	17562	20508
15	38286	20581	17410
16	17305	10299	10752
17	27571	8218	1477
18	16602	31085	15253
19	14199	11732	25429
20	1665	9415	24015
21	33837	26684	9587
22	20569	33119	21324
23	27246	33775	21065
24	18611	30085	28779
25	29485	39582	28791

26	21508	25272	21422
27	5956	25772	2113
28	17823	13894	23873
29	5862	3810	35855

[280] The reference signal sequence $r(n)$ with the length 24 generated from the above table can be expressed by the following equation:

[281] MathFigure 39

[Math.39]

$$r(n) = e^{j\alpha n} x_u(n), \quad x_u(n) = e^{p(n)\pi/4}, \quad 0 \leq n < N$$

[282] where ' α ' is a cyclic shift value, and values of the phase parameters $p(n)$ of the base sequences $x_u(n)$ are given as shown in the following table:

[283] Table 15

[Table 15]

[Table]

Sequence index (u)	p(0), ..., p(23)
0	-1 3 3 3 -3 1 3 -3 -1 -3 -1 1 -3 3 -1 3 1 1 -1 -3 3 -1 -1 -1
1	-1 1 3 -3 3 -1 3 -1 1 -1 -3 -1 3 -3 -1 -3 -3 -3 -3 -1 -1 3 1 -1
2	-1 3 1 -1 -3 1 -3 3 1 1 -1 -3 -1 1 -3 -1 1 1 1 3 -3 -1 -1 -1
3	-1 -3 3 3 -3 1 -1 -1 3 3 -3 -3 1 3 3 -1 3 -3 -1 -1 -1 -1 1 -1
4	-1 -1 -3 -1 3 -3 -3 -1 3 -3 3 1 1 -3 -3 -3 -3 1 -1 -3 1 -1 -1 -1
5	-1 1 -3 -3 -1 -1 1 -1 -3 -3 -3 3 1 -3 1 3 1 -3 3 -3 -1 -3 -3 -1
6	-1 1 1 3 -3 -1 1 -1 -1 -1 3 1 -1 1 -3 1 3 -3 3 1 -3 1 1 -1
7	-1 1 1 -3 -3 -3 -3 -3 -3 -1 3 3 -1 -1 -3 1 -3 1 -3 1 1 -3 3 -1
8	-1 -1 3 3 -1 3 1 -3 -3 1 -3 -1 3 -1 -1 -1 -3 1 1 -1 -3 -3 -3 -1
9	-1 -3 3 -1 -1 -1 -1 1 1 -3 3 1 3 3 1 -1 1 -3 1 -3 1 1 -3 -1
10	-1 -3 -1 -3 -1 -3 -3 1 1 3 1 3 -1 -1 3 1 1 -3 -3 -1 3 3 -1 -1
11	-1 -3 3 -3 -3 -3 -1 -1 -3 -1 -3 3 1 3 -3 -1 3 -1 1 -1 3 -3 1 -1
12	-1 -1 1 -3 1 3 -3 1 -1 -3 -1 3 1 3 1 -1 -3 -3 -1 -1 -3 -3 -3 -1
13	-1 -3 -1 -1 3 1 3 1 -3 -3 -1 -3 -3 -3 -1 3 3 -1 -1 -3 1 3 -1 -1
14	-1 1 -1 -1 3 -3 3 -3 1 1 -1 1 1 1 -1 3 3 -1 -1 1 -3 3 -1 -1
15	-1 1 -3 -3 -3 1 1 -3 1 1 -1 -1 3 -1 -3 1 -1 -1 1 1 3 1 -3 -1
16	-1 -1 -3 3 -1 -1 -1 3 1 -3 1 1 3 -3 1 -3 -1 -1 -1 3 -3 3 -3 -1
17	-1 1 -3 -1 -3 1 3 -3 3 -3 -3 -3 1 -1 3 -1 -3 -1 -1 -3 -3 1 1 -1
18	-1 3 1 -3 -3 -3 -3 1 -1 1 1 1 -3 -1 1 1 3 -1 -1 3 -1 1 -3 -1
19	-1 1 -3 -1 -1 1 -3 -1 -3 -1 1 1 1 1 3 1 -1 -3 -3 3 -1 3 1 -1
20	-1 1 3 -1 -1 1 -1 -3 -1 -1 1 1 1 -3 3 1 -1 -1 -3 3 -3 -1 3 -1
21	-1 -3 1 1 3 -3 1 1 -3 -1 -1 1 3 1 3 1 -1 3 1 1 -3 -1 -3 -1
22	-1 -1 3 3 3 -3 -3 3 3 -1 3 -1 -1 -1 -1 3 -3 1 -1 3 -1 -1 3 -1
23	-1 3 -1 3 -1 1 1 3 1 3 -3 1 3 -3 -3 1 1 -3 3 3 3 1 -1 -1
24	-1 -3 -1 -1 1 -3 -1 -1 1 -1 -3 1 1 -3 1 -3 -3 3 1 1 -1 3 -1 -1

25	-1 -1 1 -1 1 1 -1 -1 -3 1 -3 -1 3 1 -3 3 -1 1 3 -3 3 1 -1 -1
26	-1 1 -3 -3 -1 1 -1 1 3 1 3 3 1 1 -1 3 1 -1 3 -1 3 3 -1 -1
27	-1 -1 3 -3 1 -3 1 3 -3 3 1 3 3 -1 -1 3 3 3 1 -3 -1 -1 1 -1
28	-1 3 -1 -1 3 -3 -1 -3 -3 3 -3 3 -1 1 -1 -3 3 3 -3 -1 -1 -1 1 -1
29	-1 1 1 1 3 3 -1 -1 -1 -1 3 -3 -1 3 1 -3 -1 1 -1 -1 -3 1 -1 -1

[284] VII. Selection of sequence for reference signal

[285] In the above description, the sequences are generated from the closed-form generation equation with respect to $N=12$ and $N=24$. However, in an actual wireless communication system, sequences generated from a single generating equation may not be applicable but mixed with other sequences. Thus, correlation characteristics or CM characteristics between the thusly generated sequences and other sequences need to be considered.

[286] Here, a method, in which 30 sequences generated from Equation 38 and Table 13 when $N=12$ are compared with 26 comparative sequences and four sequences with good correlation characteristics are selected as reference signal sequences, will now be described. Further, a method, in which 30 sequences generated from Equation 39 and Table 15 when $N=24$ are compared with 25 comparative sequences and five sequences with good correlation characteristics are selected as reference signal sequences, will now be described.

[287] (1) In case of $N=12$

[288] If $N=12$, a sequence generating equation is a cyclic shift of the base sequence $x_u(n)$ like Equation 38, and values of the phase parameters $p(n)$ of the base sequences $x_u(n)$ are given as those shown in Table 13. Here, the method, in which 30 sequences generated when $N=12$ are compared with 26 comparative sequences and four sequences with good correlation characteristics are selected, will now be described. The number of cases of choosing four base sequences from among 30 base sequences is 27405 (${}_{30}C_4=30*29*28*27/4/3/2/1=27405$). Thus, in order to reduce the number of cases, first, CM of the base sequences is considered.

[289] The below table shows base sequences arranged in the order of CM size. In the table, the largest value among the CM values of all the possible cyclic shifts of the base sequences is determined as a representative CM.

[290] Table 16

[Table 16]

[Table]

Sequence Index	CM
23	0.6486
26	0.6634
29	0.8258
21	0.8961
15	0.9052
12	0.9328
14	0.977
28	0.9773
19	0.987
25	0.9991
1	1.0015
5	1.0019
22	1.0273
11	1.035
20	1.0376
18	1.0406
10	1.0455
3	1.05
0	1.0608
17	1.066
8	1.073
24	1.0927
9	1.1054
2	1.1054
4	1.1248
27	1.1478

6	1.1478
16	1.1502
7	1.1616
13	1.1696

[291] When $N=12$, namely, because the length of base sequences corresponding to a single resource block is short, many sequences have similar cross-correlation characteristics, so sequences with a CM of more than a certain value are excluded. Here, sequences [23 26 29 21 15 12 14 28 19 25 1 5 22 11 20 18 10 3 0 17 8] having a CM lower than 1.09 are considered.

[292] It is assumed that phase parameters $p^{\circ}(n)$ of comparative sequences that can be used together with the base sequences are those as shown in the below table. In this case, the comparative sequences are different in their phase parameters but the same in their forms as the base sequences.

[293] Table 17

[Table 17]

[Table]

Comparative Sequence Index	$p^c(0), \dots, p^c(11)$
0	-1 1 3 -3 3 3 1 1 3 1 -3 3
1	1 1 3 3 3 -1 1 -3 -3 1 -3 3
2	1 1 -3 -3 -3 -1 -3 -3 1 -3 1 -1
3	-1 1 1 1 1 -1 -3 -3 1 -3 3 -1
4	-1 3 1 -1 1 -1 -3 -1 1 -1 1 3
5	1 -3 3 -1 -1 1 1 -1 -1 3 -3 1
6	-1 3 -3 -3 -3 3 1 -1 3 3 -3 1
7	-3 -1 -1 -1 1 -3 3 -1 1 -3 3 1
8	1 -3 3 1 -1 -1 -1 1 1 3 -1 1
9	1 -3 -1 3 3 -1 -3 1 1 1 1 1
10	3 1 -1 -1 3 3 -3 1 3 1 3 3
11	1 -3 1 1 -3 1 1 1 -3 -3 -3 1
12	3 3 -3 3 -3 1 1 3 -1 -3 3 3
13	-3 1 -1 -3 -1 3 1 3 3 3 -1 1
14	3 -1 1 -3 -1 -1 1 1 3 1 -1 -3
15	1 3 1 -1 1 3 3 3 -1 -1 3 -1
16	-3 1 1 3 -3 3 -3 -3 3 1 3 -1
17	-3 3 1 1 -3 1 -3 -3 -1 -1 1 -3
18	-1 3 -1 1 -3 -3 -3 -3 -3 1 -1 -3
19	1 1 -3 -3 -3 -3 -1 3 -3 1 -3 3
20	1 1 -1 -3 -1 -3 1 -1 1 3 -1 1
21	1 1 3 1 3 3 -1 1 -1 -3 -3 1
22	1 -3 3 3 1 3 3 1 -3 -1 -1 3
23	1 3 -3 -3 3 -3 1 -1 -1 3 -1 -3
24	-3 -1 -3 -1 -3 3 1 -1 1 3 -3 -3

25	3 -3 -3 -1 -1 -3 -1 3 -3 3 1 -1
----	---------------------------------

[294] Of the 30 base sequences, the best 25 combinations among the maximum cross correlation combinations with the comparative sequences, are those as shown in the below table.

[295] Table 18

[Table 18]

[Table]

No.	Combination of Sequence Indexes	MeanCorrelation	MaxCorrelation
1	0 3 8 17	0.2568	0.644
2	3 8 17 25	0.2567	0.6546
3	0 8 17 25	0.2567	0.6546
4	0 3 17 25	0.2576	0.6546
5	0 3 8 25	0.2561	0.6546
6	8 17 25 28	0.2568	0.6546
7	3 17 25 28	0.2576	0.6546
8	0 17 25 28	0.2577	0.6546
9	3 8 25 28	0.2561	0.6546
10	0 8 25 28	0.2562	0.6546
11	0 3 25 28	0.2571	0.6546
12	3 8 17 28	0.2568	0.6546
13	0 8 17 28	0.2569	0.6546
14	0 3 17 28	0.2577	0.6546
15	0 3 8 28	0.2562	0.6546
16	17 25 28 29	0.2576	0.6755
17	8 25 28 29	0.2561	0.6755
18	3 25 28 29	0.257	0.6755
19	0 25 28 29	0.257	0.6755
20	8 17 28 29	0.2568	0.6755
21	3 17 28 29	0.2576	0.6755
22	0 17 28 29	0.2577	0.6755
23	3 8 28 29	0.2560	0.6755
24	0 8 28 29	0.2562	0.6755
25	0 3 28 29	0.2571	0.6755

[296] From the above table, if four sequences that have good mean cross characteristics and maximum cross characteristics when compared with the comparative sequences and satisfy desired CM characteristics are to be selected from among the 30 sequences having the same base sequence generating equation as the Equation 36 and having the values of the phase parameters $p(n)$ as provided in Table 13, the four sequences having the sequence indexes [3 8 28 29] would be base sequences.

[297] Finally, the reference signal sequence $r(n)$ with the length $N=12$ is as follows:

[298] MathFigure 40

[Math.40]

$$r(n) = e^{j\alpha n} x_u(n), 0 \leq n < N$$

$$x_u(n) = e^{jp(n)\pi/4}$$

[299] where ' α ' is a cyclic shift value, and the values of the phase parameters $p(n)$ of the base sequences $x_u(n)$ are given as those shown in the below table.

[300] Table 19

[Table 19]

[Table]

$p(0), \dots, p(11)$
-1 3 -1 1 1 -3 -3 -1 -3 -3 3 -1
-1 3 1 3 1 -1 -1 3 -3 -1 -3 -1
-1 -3 1 1 1 1 3 1 -1 1 -3 -1
-1 3 -3 3 -1 3 3 -3 3 3 -1 -1

[301]

[302] (2) In case of $N=24$

[303] When $N=24$, a sequence generating equation is a cyclic shift of the base sequence $x_u(n)$ like Equation 37, and values of the phase parameters $p(n)$ of the base sequences $x_u(n)$ are given as those shown in Table 15. Here, the method, in which the 30 sequences generated when $N=24$ are compared with 25 comparative sequences and five sequences with good correlation characteristics are selected, will now be described. The number of cases of choosing five base sequences from among 30 base sequences is 142506 (${}_{30}C_4 = 30 \cdot 29 \cdot 28 \cdot 27 \cdot 26 / 5 / 4 / 3 / 2 / 1 = 142506$).

[304] It is assumed that phase parameters $p^c(n)$ of the comparative sequences that can be used together with the base sequences are those as shown in the below table. In this

case, the comparative sequences are different only in their phase parameters but the same in their forms as the base sequences.

[305] Table 20

[Table 20]

[Table]

Comparative Sequence Index	$p^e(0), \dots, p^e(23)$
0	-1 3 1 -3 3 -1 1 3 -3 3 1 3 -3 3 1 1 -1 1 3 -3 3 -3 -1 -3
1	-3 3 -3 -3 -3 1 -3 -3 3 -1 1 1 1 3 1 -1 3 -3 -3 1 3 1 1 -3
2	3 -1 3 3 1 1 -3 3 3 3 3 1 -1 3 -1 1 1 -1 -3 -1 -1 1 3 3
3	-1 -1 -1 -3 -3 -1 1 1 3 3 -1 3 -1 1 -1 -3 1 -1 -3 -3 1 -3 -1 -1
4	-3 1 1 3 -1 1 3 1 -3 1 -3 1 1 -1 -1 3 -1 -3 3 -3 -3 -3 1 1
5	1 1 -1 -1 3 -3 -3 3 -3 1 -1 -1 1 -1 1 1 -1 -3 -1 1 -1 3 -1 -3
6	-3 3 3 -1 -1 -3 -1 3 1 3 1 3 1 1 -1 3 1 -1 1 3 -3 -1 -1 1
7	-3 1 3 -3 1 -1 -3 3 -3 3 -1 -1 -1 -1 1 -3 -3 -3 1 -3 -3 -3 1 -3
8	1 1 -3 3 3 -1 -3 -1 3 -3 3 3 3 -1 1 1 -3 1 -1 1 1 -3 1 1
9	-1 1 -3 -3 3 -1 3 -1 -1 -3 -3 -3 -1 -3 -3 1 -1 1 3 3 -1 1 -1 3
10	1 3 3 -3 -3 1 3 1 -1 -3 -3 -3 3 3 -3 3 3 -1 -3 3 -1 1 -3 1
11	1 3 3 1 1 1 -1 -1 1 -3 3 -1 1 1 -3 3 3 -1 -3 3 -3 -1 -3 -1
12	3 -1 -1 -1 -1 -3 -1 3 3 1 -1 1 3 3 3 -1 1 1 -3 1 3 -1 -3 3
13	-3 -3 3 1 3 1 -3 3 1 3 1 1 3 3 -1 -1 -3 1 -3 -1 3 1 1 3
14	1 3 -1 3 3 -1 -3 1 -1 -3 3 3 3 -1 1 1 3 -1 -3 -1 3 -1 -1 -1
15	1 1 1 1 1 -1 3 -1 -3 1 1 3 -3 1 -3 -1 1 1 -3 -3 3 1 1 -3
16	1 3 3 1 -1 -3 3 -1 3 3 3 -3 1 -1 1 -1 -3 -1 1 3 -1 3 -3 -3
17	-3 -3 1 1 -1 1 -1 1 -1 3 1 -3 -1 1 -1 1 -1 -1 3 3 -3 -1 1 -3
18	-3 -1 -3 3 1 -1 -3 -1 -3 -3 3 -3 3 -3 -1 1 3 1 -3 1 3 3 -1 -3
19	-1 -1 -1 -1 3 3 3 1 3 3 -3 1 3 -1 3 -1 3 3 -3 3 1 -1 3 3
20	1 -1 3 3 -1 -3 3 -3 -1 -1 3 -1 3 -1 -1 1 1 1 1 -1 -1 -3 -1 3
21	1 -1 1 -1 3 -1 3 1 1 -1 -1 -3 1 1 -3 1 3 -3 1 1 -3 -3 -1 -1
22	-3 -1 1 3 1 1 -3 -1 -1 -3 3 -3 3 1 -3 3 -3 1 -1 1 -3 1 1 1
23	-1 -3 3 3 1 1 3 -1 -3 -1 -1 -1 3 1 -3 -3 -1 3 -3 -1 -3 -1 -3 -1
24	1 1 -1 -1 -3 -1 3 -1 3 -1 1 3 1 -1 3 1 3 -3 -3 1 -1 -1 1 3

[306] 20 combinations with the best cross-correlation characteristics among all the possible combinations are those as shown in the below table.

[307] Table 21

[Table 21]

[Table]

No.	Combination of Sequence Indexes	MeanCorrelation	MaxCorrelation
1	9 11 16 21 27	0.1811	0.4791
2	11 12 16 21 25	0.181	0.4844
3	9 12 16 21 25	0.181	0.4844
4	9 11 12 21 25	0.1812	0.4844
5	9 11 12 16 25	0.1812	0.4844
6	9 11 12 16 25	0.1811	0.4844
7	12 16 21 24 25	0.1806	0.4917
8	11 16 21 24 25	0.1808	0.4917
9	9 16 21 24 25	0.1807	0.4917
10	11 12 21 24 25	0.1808	0.4917
11	9 12 21 24 25	0.1807	0.4917
12	9 11 21 24 25	0.189	0.4917
13	11 12 16 24 25	0.1809	0.4917
14	9 12 16 24 25	0.1808	0.4917
15	9 11 16 24 25	0.181	0.4917
16	9 11 12 24 25	0.181	0.4917
17	11 12 16 21 24	0.1807	0.4917
18	9 12 16 21 24	0.1806	0.4917
19	9 11 16 21 24	0.1808	0.4917
20	9 11 12 21 24	0.1808	0.4917

[308] Among the combinations, combinations {7, 8, 9, 10, 11, 12, 13, 14, 17, 18, 19, 20} have a mean correlation value greater than 0.181.

[309] The below table shows base sequences arranged in the order of CM size. In the table,

the largest value among the CM values of all the possible cyclic shifts of the base sequences is determined as a representative CM.

[310] Table 22

[Table 22]

[Table]

Sequence Index	CM
6	0.6423
12	0.7252
23	0.7632
20	0.8265
8	0.883
9	0.8837
19	0.9374
10	0.966
25	0.9787
11	0.9851
13	0.9966
29	1.0025
14	1.0112
28	1.0113
27	1.0143
17	1.0176
7	1.0191
22	1.0316
24	1.0387
5	1.0407
18	1.059
15	1.0722
3	1.0754
0	1.0761
21	1.094
1	1.0952

16	1.1131
26	1.1193
4	1.1223
2	1.1251

[311] Sequence indexes included in the selected combinations are 9, 11, 12, 16, 21, 24, 25, of which the sequence index 16 is excluded because it has low CM characteristics of the base sequence. Thus, the selectable combinations are reduced to the following four sequence indexes.

[312] Table 23

[Table 23]

[Table]

Combination of Sequence Indexes	MeanCorrelation	MaxCorrelation
11 12 21 24 25	0.1808	0.4917
9 12 21 24 25	0.1807	0.4917
9 11 12 21 24	0.1806	0.4917
9 11 21 24 25	0.1809	0.4917

[313] If five sequences, which have good cross-correlation characteristics and CM characteristics with the comparative sequences and have a minimum correlation values, are to be selected from the above combinations, the sequences [9 11 12 21 24] will be base sequences.

[314] Finally, the reference signal sequence $r(n)$ with the length $N=24$ is as follows:

[315] MathFigure 41

[Math.41]

$$r(n) = e^{j\alpha n} x_u(n), \quad 0 \leq n < N$$

$$x_u(n) = e^{jp(n)\pi/4}$$

[316] where ' α ' is a cyclic shift value, and the values of the phase parameters $p(n)$ of the base sequences $x_u(n)$ are given as those shown in the below table.

[317] Table 24

[Table 24]

[Table]

p(0), ..., p(23)
-1 -3 3 -1 -1 -1 -1 1 1 -3 3 1 3 3 1 -1 1 -3 1 -3 1 1 -3 -1
-1 -3 3 -3 -3 -3 -1 -1 -3 -1 -3 3 1 3 -3 -1 3 -1 1 -1 3 -3 1 -1
-1 -1 1 -3 1 3 -3 1 -1 -3 -1 3 1 3 1 -1 -3 -3 -1 -1 -3 -3 -3 -1
-1 -3 1 1 3 -3 1 1 -3 -1 -1 1 3 1 3 1 -1 3 1 1 -3 -1 -3 -1
-1 -3 -1 -1 1 -3 -1 -1 1 -1 -3 1 1 -3 1 -3 -3 3 1 1 -1 3 -1 -1

[318] All the 30 base sequences can be obtained by using the phase parameter values of the 25 comparative sequences given as shown in Table 20.

[319] FIG. 8 is a flow chart illustrating the process of a reference signal transmission method according to an embodiment of the present invention.

[320] Referring to FIG. 8, in step S210, the following base sequence $x_u(n)$ is acquired.

[321] MathFigure 42

[Math.42]

$$x_u(n) = e^{jp(n)\pi/4}$$

[322] The phase parameter $p(n)$ is determined according to the length of the base sequences, namely, the number of allocated resource blocks. In case of one resource block ($N=12$), at least one of the 30 phase parameters $p(n)$ given as shown in Table 17 and Table 19 can be used. In case of two resource blocks ($N=24$), at least one of the 30 phase parameters $p(n)$ given as shown in Table 20 and Table 24 can be used.

[323] In step S220, the reference signal sequence $r(n)$ defined by the following equation by the cyclic shift ' α ' of the base sequence $x_u(n)$ is acquired.

[324] MathFigure 43

[Math.43]

$$r(n) = e^{j\alpha n} x_u(n), 0 \leq n < N$$

[325] In step S230, the reference signal sequence $r(n)$ is mapped to a physical resource. In this case, the physical resource may be a resource element or a subcarrier.

[326] In step S240, the reference signal sequence mapped to the physical resource is converted into an SC-FDMA signal, which is then transmitted in the uplink direction.

[327] Sequences having good correlation characteristics and CM characteristics compared

with comparative sequences are selected from among sequences generated by a closed-form generating equation, and used as an uplink reference signal. Although the sequences are used as the uplink reference signal together with the comparative sequences, the desired sequence characteristics can be maintained, so the data demodulation performance can be improved and accurate uplink scheduling can be possibly performed.

[328] Every function as described above can be performed by a processor such as a micro-processor based on software coded to perform such function, a program code, etc., a controller, a micro-controller, an ASIC (Application Specific Integrated Circuit), or the like. Planning, developing and implementing such codes may be obvious for the skilled person in the art based on the description of the present invention.

[329] Although the embodiments of the present invention have been disclosed for illustrative purposes, those skilled in the art will appreciate that various modifications, additions and substitutions are possible, without departing from the scope of the invention. Accordingly, the embodiments of the present invention are not limited to the above-described embodiments but are defined by the claims which follow, along with their full scope of equivalents.

Claims

- [1] A method of generating a reference signal in a wireless communication system, the method comprising:

acquiring (S210) a base sequence $x_u(n)$; and

acquiring (S220) a reference signal sequence $r(n)$ with a length of N from the base sequence $x_u(n)$,

wherein the base sequence $x_u(n)$ is expressed by

$$x_u(n) = e^{jp(n)\pi/4}$$

and if $N=12$, at least one of the values provided in the below table is used as a value of the phase parameter $p(n)$:

p(0), ..., p(11)											
-1	3	-1	1	1	-3	-3	-1	-3	-3	3	-1
-1	3	1	3	1	-1	-1	3	-3	-1	-3	-1
-1	-3	1	1	1	1	3	1	-1	1	-3	-1
-1	3	-3	3	-1	3	3	-3	3	3	-1	-1

- [2] The method of claim 1, wherein, if $N=24$, at least one of the values provided in the below table is used as a value of the phase parameter $p(n)$:

p(0), ..., p(23)																							
-1	-3	3	-1	-1	-1	-1	1	1	-3	3	1	3	3	1	-1	1	-3	1	-3	1	1	-3	-1
-1	-3	3	-3	-3	-3	-1	-1	-3	-1	-3	3	1	3	-3	-1	3	-1	1	-1	3	-3	1	1
-1	-1	1	-3	1	3	-3	1	-1	-3	-1	3	1	3	1	-1	-3	-3	-1	-1	-3	-3	-3	1
-1	-3	1	1	3	-3	1	1	-3	-1	-1	1	3	1	3	1	-1	3	1	1	-3	-1	-3	-1
-1	-3	-1	-1	1	-3	-1	-1	1	-1	-3	1	1	-3	1	-3	-3	3	1	1	-1	3	-1	1

- [3] The method of claim 1, wherein the reference signal sequence $r(n)$ is acquired as

$$r(n) = e^{j\alpha n} x_u(n)$$

by a cyclic shift α of the base sequence $x_u(n)$.

- [4] A method for transmitting a reference signal in a wireless communication system, the method comprising:

acquiring (S220) a reference signal sequence $r(n)$ with a length N from a base sequence $x_u(n)$;

mapping (S230) the reference signal sequence to the N number of subcarriers;

and

transmitting (S240) the mapped reference signal sequences on an uplink channel,

wherein the base sequence $x_u(n)$ is expressed by

$$x_u(n) = e^{jp(n)\pi/4}$$

and if $N=12$, at least one of the values provided in the below table is used as a value of the phase parameter $p(n)$:

p(0), ..., p(11)											
-1	3	-1	1	1	-3	-3	-1	-3	-3	3	-1
-1	3	1	3	1	-1	-1	3	-3	-1	-3	-1
-1	-3	1	1	1	1	3	1	-1	1	-3	-1
-1	3	-3	3	-1	3	3	-3	3	3	-1	-1

- [5] The method of claim 4, wherein, if $N=24$, at least one of the values provided in the below table is used as a value of the phase parameter $p(n)$:

p(0), ..., p(23)																							
-1	-3	3	-1	-1	-1	-1	1	1	-3	3	1	3	3	1	-1	1	-3	1	-3	1	1	-3	-1
-1	-3	3	-3	-3	-3	-1	-1	-3	-1	-3	3	1	3	-3	-1	3	-1	1	-1	3	-3	1	1
-1	-1	1	-3	1	3	-3	1	-1	-3	-1	3	1	3	1	-1	-3	-3	-1	-1	-3	-3	-3	-3
-1	-3	1	1	3	-3	1	1	-3	-1	-1	1	3	1	3	1	-1	3	1	1	-3	-1	-3	-1
-1	-3	-1	-1	1	-3	-1	-1	1	-1	-3	1	1	-3	1	-3	-3	3	1	1	-1	3	-1	-1

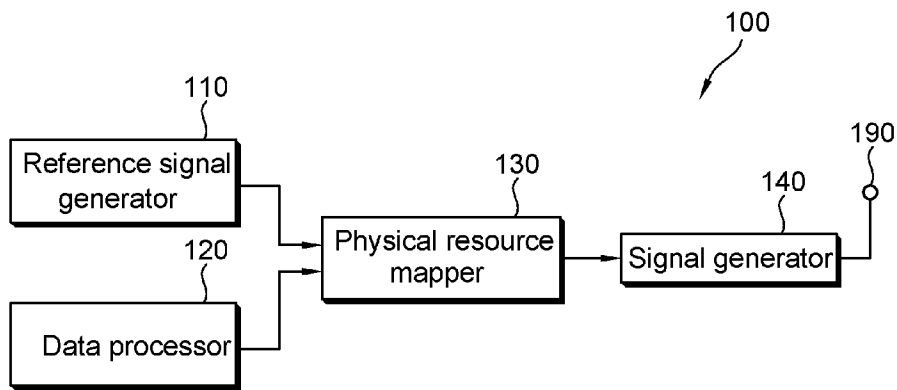
- [6] The method of claim 1, wherein the reference signal sequence $r(n)$ is acquired as

$$r(n) = e^{j\alpha n} x_u(n)$$

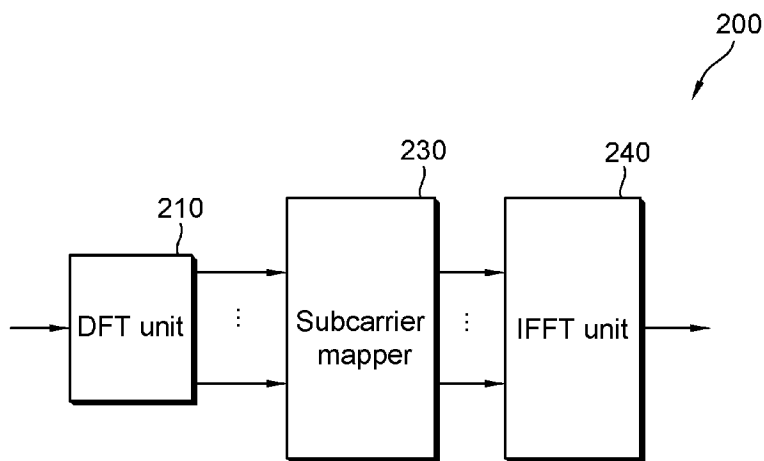
by a cyclic shift α of the base sequence $x_u(n)$.

- [7] The method of claim 4, wherein the uplink channel is a physical uplink control channel (PUCCH).
- [8] The method of claim 4, wherein the uplink channel is a physical uplink shared channel (PUSCH).
- [9] The method of claim 4, wherein the reference signal sequence $r(n)$ is a demodulation reference signal used for demodulating uplink data.
- [10] The method of claim 4, wherein the reference signal sequence $r(n)$ is a sounding reference signal used for user scheduling.

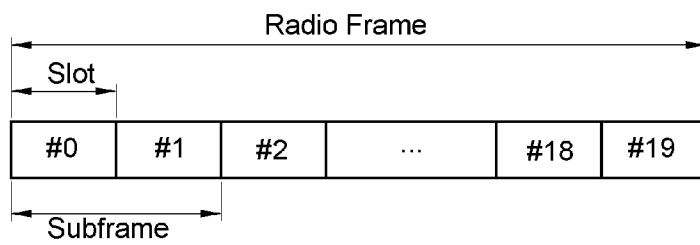
[Fig. 1]



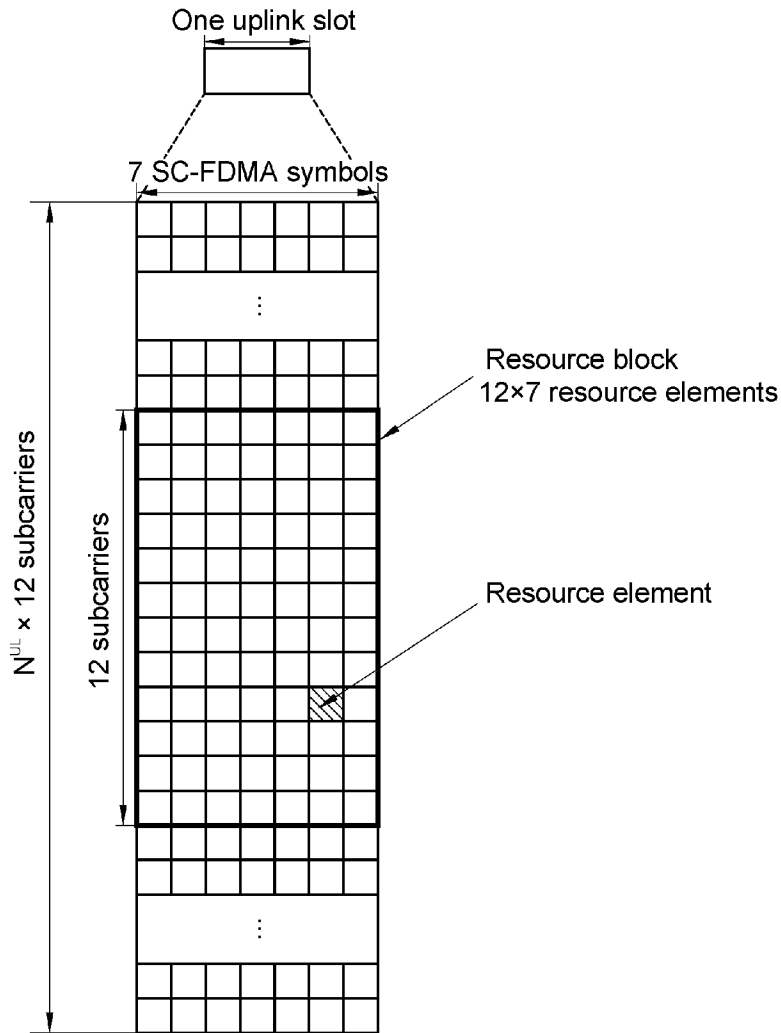
[Fig. 2]



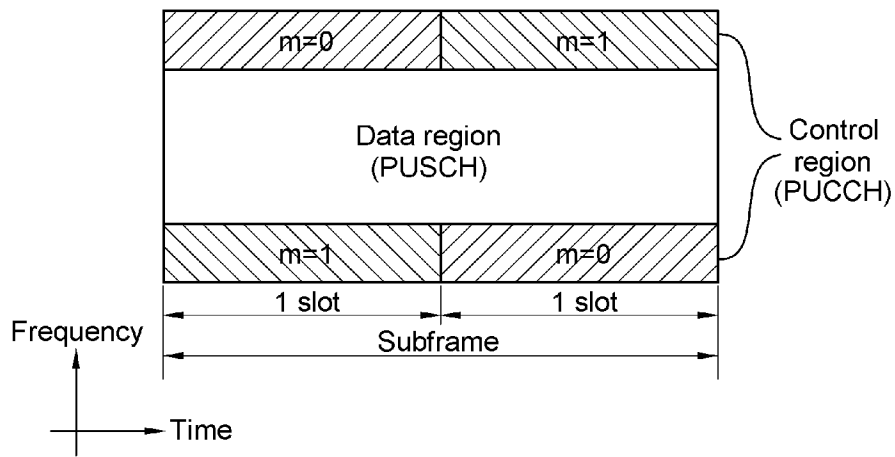
[Fig. 3]



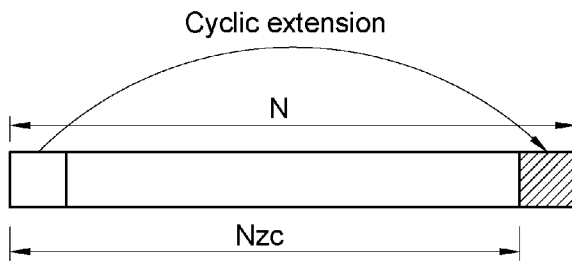
[Fig. 4]



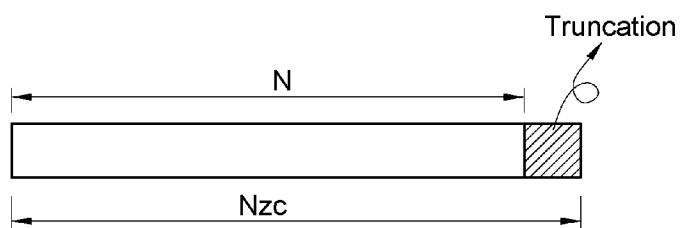
[Fig. 5]



[Fig. 6]



[Fig. 7]



[Fig. 8]

