



US00D780879S

(12) **United States Design Patent**  
**Lloyd**

(10) **Patent No.:** **US D780,879 S**

(45) **Date of Patent:** **\*\* Mar. 7, 2017**

- (54) **ARTIFICIAL FISHING LURE**
- (71) Applicant: **Jerrold Lloyd**, Millville, NJ (US)
- (72) Inventor: **Jerrold Lloyd**, Millville, NJ (US)
- (\*\*) Term: **15 Years**
- (21) Appl. No.: **29/549,974**
- (22) Filed: **Dec. 29, 2015**
- (51) **LOC (10) Cl.** ..... **22-05**
- (52) **U.S. Cl.**  
USPC ..... **D22/132**
- (58) **Field of Classification Search**  
USPC ..... D22/126-133; 43/42, 42.08, 42.11,  
43/42.26, 42.39, 42.03, 42.45, 42.13,  
43/42.28, 26.2, 42.1  
CPC ..... A01K 85/16; A01K 85/18  
See application file for complete search history.

- D667,920 S \* 9/2012 Dahlberg ..... D22/132
- 8,793,924 B2 \* 8/2014 Hughes ..... A01K 85/18  
43/42.02
- D721,415 S \* 1/2015 Richardson ..... D22/132
- D724,692 S \* 3/2015 Lloyd ..... D22/132
- D760,864 S \* 7/2016 Stark ..... D22/132

\* cited by examiner

*Primary Examiner* — Catheri Oliver-Garcia

(56) **References Cited**

**U.S. PATENT DOCUMENTS**

- D465,544 S \* 11/2002 Brinkman ..... D22/132
- 7,308,773 B1 \* 12/2007 McNaughton ..... A01K 85/16  
43/42.26

(57) **CLAIM**

The ornamental design for an artificial fishing lure, as shown and described.

**DESCRIPTION**

FIG. 1 is a top view of the ornamental design for an artificial fishing lure showing my new design;  
FIG. 2 is a bottom view thereof;  
FIG. 3 is a side view thereof; and,  
FIG. 4 is an opposite side view thereof.

**1 Claim, 2 Drawing Sheets**

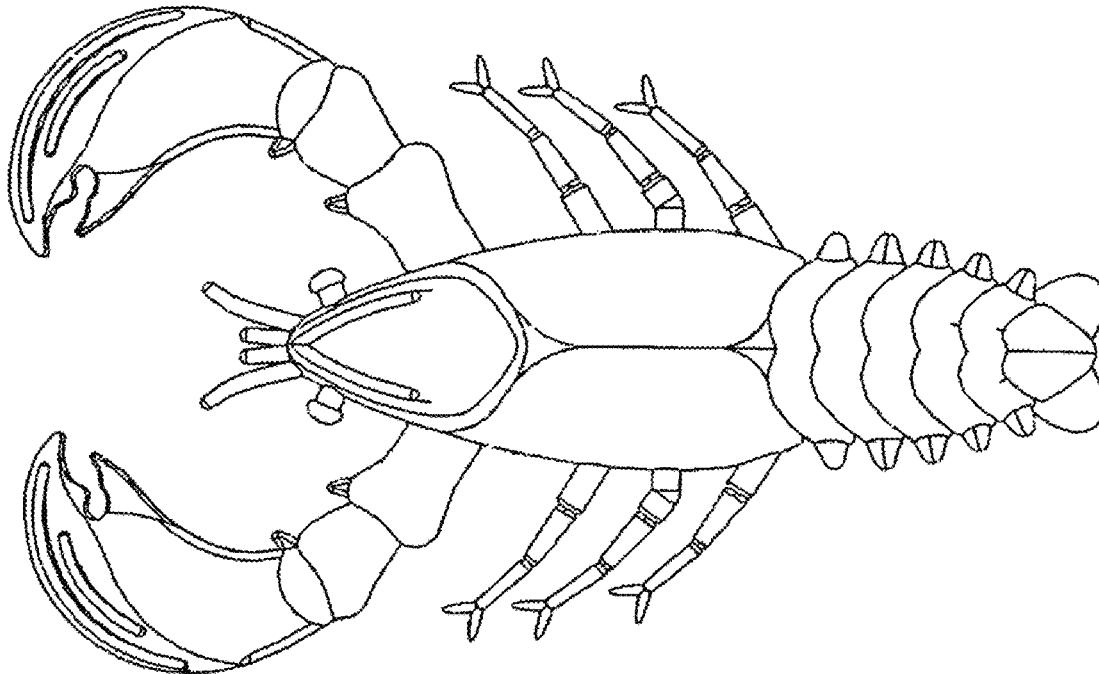


Figure 1

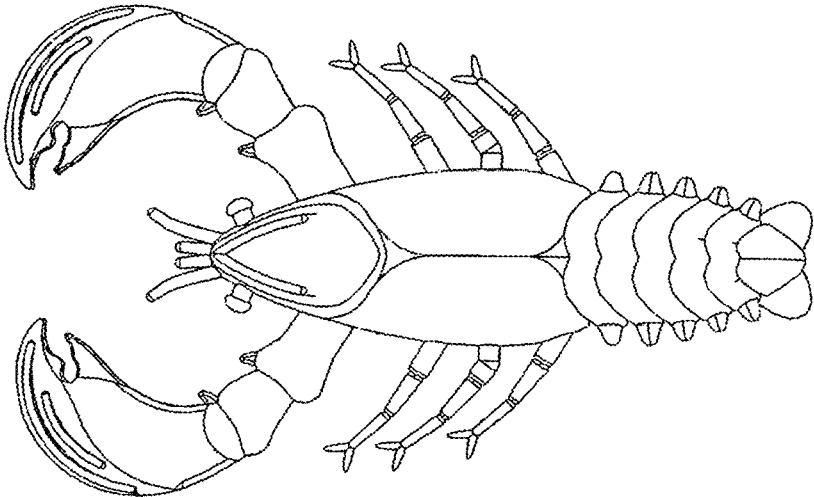


Figure 2

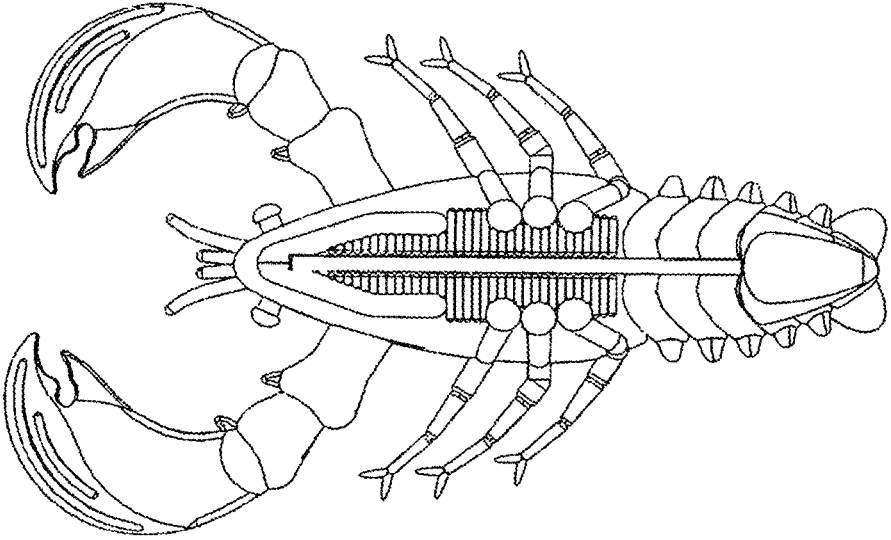


Figure 3

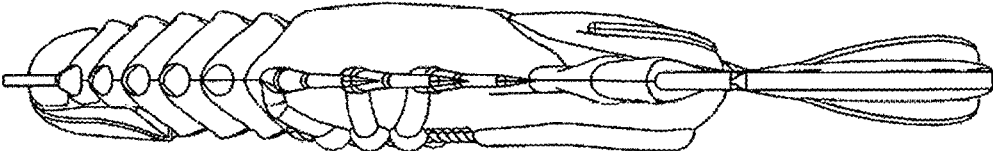


Figure 4

