

(19)



(11)

**EP 3 436 616 B1**

(12)

**EUROPEAN PATENT SPECIFICATION**

(45) Date of publication and mention of the grant of the patent:  
**03.03.2021 Bulletin 2021/09**

(51) Int Cl.:  
**C22C 21/02<sup>(2006.01)</sup> C22C 1/00<sup>(2006.01)</sup>**

(21) Application number: **17772897.9**

(86) International application number:  
**PCT/CA2017/050323**

(22) Date of filing: **10.03.2017**

(87) International publication number:  
**WO 2017/165962 (05.10.2017 Gazette 2017/40)**

**(54) ALUMINUM ALLOYS HAVING IMPROVED TENSILE PROPERTIES**

ALUMINIUMLEGIERUNGEN MIT VERBESSERTEN DEHNUNGSEIGENSCHAFTEN

ALLIAGES D'ALUMINIUM AYANT DES PROPRIÉTÉS À LA TRACTION AMÉLIORÉES

(84) Designated Contracting States:  
**AL AT BE BG CH CY CZ DE DK EE ES FI FR GB GR HR HU IE IS IT LI LT LU LV MC MK MT NL NO PL PT RO RS SE SI SK SM TR**

- **MALTAIS, Alexandre**  
Chicoutimi, Québec G7H 6X6 (CA)
- **BOUDREAU, Clément**  
Jonquière, Québec G7S 3A4 (CA)
- **TREMBLAY, Dany**  
Larouche, Québec G0W 1Z0 (CA)

(30) Priority: **31.03.2016 US 201662315798 P**

(43) Date of publication of application:  
**06.02.2019 Bulletin 2019/06**

(74) Representative: **Agasse, Stéphane et al**  
**Cabinet GERMAIN & MAUREAU**  
**B.P. 6153**  
**69466 Lyon Cedex 06 (FR)**

(73) Proprietor: **Rio Tinto Alcan International Limited**  
**Montréal, Québec H3B 0E3 (CA)**

(72) Inventors:  
• **BRETON, Francis**  
Saguenay, Québec G7H 7C3 (CA)  
• **BOURASSA, Bruno**  
Jonquière, Québec G7S 5X5 (CA)

(56) References cited:  
**EP-A1- 2 471 967 WO-A1-2010/086951**  
**WO-A1-2015/151369 CN-A- 102 936 675**  
**CN-A- 104 630 578 DE-A1-102008 046 803**  
**US-A1- 2004 011 437 US-A1- 2009 297 393**

**EP 3 436 616 B1**

Note: Within nine months of the publication of the mention of the grant of the European patent in the European Patent Bulletin, any person may give notice to the European Patent Office of opposition to that patent, in accordance with the Implementing Regulations. Notice of opposition shall not be deemed to have been filed until the opposition fee has been paid. (Art. 99(1) European Patent Convention).

**Description**

## TECHNOLOGICAL FIELD

5 **[0001]** This application relates to the use of manganese (Mn), optionally in combination with lanthanum (La), for improving the tensile properties of aluminum products comprising an Al-Si-Mg aluminum alloy having a high magnesium (Mg) content. In some embodiments, the aluminum products are cast aluminum product which can be obtained, for example, with permanent mold casting.

## 10 BACKGROUND

**[0002]** Al-Si-Mg alloys are a group of heat treatable cast Al-Si alloys which are used in structural applications (automotive, aerospace, general engineering) because they exhibit excellent casting characteristics, good corrosion resistance, welding, excellent mechanical properties and a high strength-to-weight ratio in heat treated conditions.

15 **[0003]** In order to increase the strength properties of an aluminum product comprising an Al-Si-Mg aluminum alloy, it is possible to increase the weight percent of Mg. However, such increase in Mg content can be associated with microstructural defects and a decrease in one or more tensile properties.

**[0004]** It would be highly desirable to be provided with an Al-Si-Mg aluminum alloy having a high Mg content while maintaining or increasing at least one of its tensile properties.

20

## BRIEF SUMMARY

**[0005]** The present disclosure relates to the use of Mn to increase at least one tensile properties of a product comprising an aluminum alloy (for example from an Al-Si-Mg aluminum alloy) comprising a high Mg content. Optionally, La can be used in combination with Mn to refine the grain size of the aluminum alloy. The aluminum product can be a cast aluminum product and in some embodiment, a cast aluminum product obtained by permanent mold casting.

25

**[0006]** In a first aspect, the present disclosure provides An aluminum alloy as defined in claim 1.

**[0007]** In a second aspect, the present disclosure provides a foundry ingot comprising the aluminum alloy described herein.

30

**[0008]** In a third aspect, the present disclosure provides a process for improving at least one tensile property of an aluminum product comprising a modified aluminum alloy when compared to a corresponding aluminum product comprising a first aluminum alloy. Broadly, the process comprises combining Mn with the first aluminum alloy to provide the modified aluminum alloy. The first aluminum alloy comprises, in weight percent, between 6-8 of Si, 0.45-0.6 of Mg, lower than 0.12 of Fe, up to 0.15 of Ti, between 0.005-0.03 of Sr, optionally up to 0.2 of La and up to 0.25 of Cr; and the balance being aluminum and unavoidable impurities, wherein the unavoidable impurities may be present in an amount of up to 0.05 each and up to 0.15 total. Further, in the modified aluminum alloy, the weight percent of Mn is between higher than 0.15 and equal to and lower than 0.30. In an embodiment, the improved tensile property is yield strength. In an embodiment, the weight percent of Fe (in the first aluminum alloy and/or the modified aluminum alloy) is at least about 0.1. In a further embodiment, the weight percent of Ti (in the first aluminum alloy and/or the modified aluminum alloy) is at least about 0.06. In still another embodiment, the weight percent of Sr (in the first aluminum alloy and/or the modified aluminum alloy) is between about 0.008 and about 0.02. In still yet another embodiment, the process further comprises adding La in the first aluminum alloy or the modified aluminum alloy at a weight percent equal to or lower than about 0.2. In yet another embodiment, the process further comprises adding Cr in the first aluminum alloy of the modified aluminum alloy at a weight percent of up to about 0.25. In an embodiment, the process does not include (deliberatively) adding Co in the first aluminum alloy or the modified aluminum alloy. In still another embodiment, the aluminum product is a cast product (such as, for example, a wheel) and the process further comprises casting the modified aluminum alloy in the aluminum product. In still another embodiment, casting is a permanent mold casting. In yet another embodiment, the cast product has a thickness of at least about 6 mm.

35

40

45

**[0009]** According to a fourth aspect, the present disclosure provides an aluminum product obtainable or obtained by the process described herein.

50

**[0010]** According to a fifth aspect, the present disclosure provides a process for making an aluminum product having an improved tensile property. Broadly, the process comprises working the aluminum alloy described herein or the foundry ingot described herein in the aluminum product. In an embodiment, the aluminum product is a cast product (such as, for example, a wheel) and the process further comprises casting the aluminum alloy into the cast product. In still another embodiment, casting is a permanent mold casting. In an embodiment, the cast product has a thickness of at least about 6 mm.

55

**[0011]** According to a sixth aspect, the present disclosure provides an aluminum product obtainable or obtained by the process described herein.

## BRIEF DESCRIPTION OF THE DRAWINGS

**[0012]** Having thus generally described the nature of the invention, reference will now be made to the accompanying drawings, showing by way of illustration, a preferred embodiment thereof, and in which:

**Figure 1** illustrates the effect of the chemistry of the different alloys on grain size. Results are shown as grain size (in  $\mu\text{m}$ ) in function of the different alloys tested.

**Figure 2** illustrates the effect of the chemistry of the different alloys on ultimate tensile strength. Results are shown as the ultimate tensile strength (in MPa) in function of the weight percent of Mg for alloys comprising Mn and Cr (+Mn/+Cr; dashed line) as well as for alloys that do not include a deliberate addition of Mn and Cr (-Mn/-Cr; black line).

**Figure 3** illustrates the effect of the chemistry of the different alloys on yield tensile strength. Results are shown as the yield tensile strength (in MPa) in function of the weight percent of Mg for alloys comprising Mn and Cr (+Mn/+Cr; dashed line) as well as for alloys that do not include a deliberate addition of Mn and Cr (-Mn/-Cr; black line).

**Figures 4A to S** provide the microstructural features of the alloys of Example III. Results are shown for Alloy C-1 aged for 2 hours at 160°C and cast at a thickness of 6 mm (**A**), 12 mm (**B**) or 24 mm (**C**); Alloy C-1 aged for 4 hours at 160°C and cast at a thickness of 6 mm (**D**), 12 mm (**E**) or 24 mm (**F**); Alloy C-1 aged for 6 hours at 160°C and cast at a thickness of 6 mm (**G**), 12 mm (**H**) or 24 mm (**I**); Alloy C-2 aged for 2 hours at 160°C and cast at a thickness of 6 mm (**J**), 12 mm (**K**) or 24 mm (**L**); Alloy C-2 aged for 4 hours at 160°C and cast at a thickness of 6 mm (**M**), 12 mm (**N**) or 24 mm (**O**); Alloy C-2 aged for 6 hours at 160°C and cast at a thickness of 6 mm (**P**), 12 mm (**Q**) or 24 mm (**R** and **S**). Scale bar = 50  $\mu\text{m}$ . In Figures (F) and (S), the arrows point to Al-Fe-Si-Mn phases.

## DETAILED DESCRIPTION

**[0013]** The present disclosure relates to the use of Mn as a deliberate addition to Al-Si-Mg foundry alloys to improve at least one tensile property (such as, for example yield strength). In some embodiments, the addition of Mn increases the yield strength of a resulting cast product comprising the aluminum alloy. Consequently, the Mn can be used to generate castable aluminum alloys (such as low pressure castable aluminum alloys) allowing mass reduction of the final cast product. The aluminum alloy of the present disclosure is especially useful for making cast products using a permanent mold.

**[0014]** The present disclosure provides aluminum alloys comprising a deliberate addition of manganese (Mn) to improve one or more tensile properties of an aluminum product comprising such aluminum alloy. In an embodiment, the aluminum alloys of the present disclosure have, as major alloying elements (besides Mn) Si and Mg. Such aluminum alloys are referred to as Al-Si-Mg alloys.

**[0015]** The aluminum alloys of the present disclosure is a foundry alloy for casting ingots. The aluminum alloy of the present disclosure are cast alloys for casting operations (such as, for example, permanent mold casting operations). Exemplary cast alloys include, 3xx series alloys (such as, for example, 356 alloys (including A356.2 alloys) and 357 alloys (including A357 alloys)) The US patent application US 2004/011437 A1 discloses a Al-Si-Mg casting alloy that has been developed as an alternative to the well known 357 alloy but which does not contain Be and solves the problem of die soldering and sticking that leads to poor product surface condition that the 357 alloy suffers from.

**[0016]** The aluminum alloy of the present disclosure comprises silicon (Si). Si is important for improving or maintaining the fluidity of the alloy. When Si is provided at a weight percent below 5 (in weight percentage of the aluminum alloy), the resulting aluminum alloy does not have the fluidity required for some downstream operation (such as casting for example). As such, the weight percent of Si in the aluminum alloy is between 6 and 8.

**[0017]** In an embodiment, the aluminum alloy has a weight percent of Si of about 7.

**[0018]** The aluminum alloy of the present disclosure comprises magnesium (Mg). As an alloying element, magnesium provides strength to a product comprising same. However, when the weight percent of Mg is equal to or above about 0.35, a decrease in at least one tensile property and/or microstructural defects are observed. The decrease in tensile properties and defects in microstructures are not observed when the weight percent of Mg is below about 0.35. As such, the aluminum alloy can have a weight percent of Mg can be between 0.45 and 0.6

**[0019]** In an embodiment the weight percent of Mg in the aluminum alloy can be between 0.50 and 0.60.

**[0020]** Iron (Fe) is present in the alloy most likely due to the alumina electrolysis process used to generate the aluminum. In the aluminum alloys of the present disclosure, Fe can be present at a weight percent of up to 0.15. In embodiments, the weight percent of Fe in the aluminum alloy is lower than 0.15. For example, the weight percent of Fe in the aluminum alloys of the present disclosure is equal to or lower than 0.12, 0.11, 0.1, 0.09, 0.08, 0.07, 0.06 or 0.05. In some embodiments, Fe is present at a weight percent equal to or higher than (of at least) 0.1.

**[0021]** Titanium (Ti) can be included in the aluminum alloy of the present disclosure as a grain refiner. For example, the weight percent of Ti of the aluminum alloys can be up to 0.15. In an embodiment, the weight percent of Ti in the aluminum alloy can be equal to or higher than about 0.03, 0.04, 0.05, 0.06, 0.07, 0.08, 0.09, 0.1, 0.11, 0.12, 0.13 or

0.14. In still another embodiment, the weight percent of Ti in the aluminum alloy can be up to about 0.03, 0.04, 0.05, 0.05, 0.06, 0.07, 0.08, 0.09, 0.1, 0.11, 0.12, 0.13 or 0.14. In yet another embodiment, the weight percent of Ti in the aluminum alloy is at least 0.06.

5 **[0022]** Strontium (Sr) can also be present in the aluminum alloy and act as a Si-phase modifier. For example, the weight percent of Sr in the aluminum alloy can be equal to or higher than about 0.005, 0.006, 0.007, 0.008, 0.009, 0.01, 0.011, 0.012, 0.013, 0.014, 0.015, 0.016, 0.017, 0.018, 0.019, 0.02, 0.021, 0.022, 0.023, 0.024, 0.025, 0.026, 0.027, 0.028 or 0.029. In another example, the weight percent of Sr in the aluminum alloy can be up to about 0.03, 0.029, 0.028, 0.027, 0.026, 0.025, 0.024, 0.023, 0.022, 0.021, 0.02, 0.019, 0.018, 0.017, 0.016, 0.015, 0.014, 0.013, 0.012, 0.011, 0.1, 0.009, 0.008, 0.007, 0.006 or 0.005. In a further embodiment, the weight percent of Sr in the aluminum alloy can be between a value of equal to or higher than about 0.005, 0.006, 0.007, 0.008, 0.009, 0.01, 0.011, 0.012, 0.013, 0.014, 0.015, 0.016, 0.017, 0.018, 0.019, 0.02, 0.021, 0.022, 0.023, 0.024, 0.025, 0.026, 0.027, 0.028 or 0.029 and a value of up to about 0.03, 0.029, 0.028, 0.027, 0.026, 0.025, 0.024, 0.023, 0.022, 0.021, 0.02, 0.019, 0.018, 0.017, 0.016, 0.015, 0.014, 0.013, 0.012, 0.011, 0.1, 0.009, 0.008 or 0.007. The weight percent of Sr in the aluminum alloy is between about 0.005 to about 0.03 and, in a further embodiment, between about 0.005 and about 0.02.

10 **[0023]** As indicated above, manganese (Mn) is provided as a deliberate addition to the aluminum alloy of the present disclosure. As shown herein, the addition of Mn increases at least one tensile property of an aluminum product containing same when compared to a corresponding aluminum product lacking Mn. As used in the context of the present disclosure, tensile properties refers both to the strength of an aluminum product (e.g., ultimate tensile strength and yield strength) as well as to the elongation properties of the aluminum product. In an embodiment, the tensile property that is increased by the addition of Mn is yield strength. Without wishing to be bound to theory, the addition of Mn limits the formation of Al-Fe-Si-Mg phases or constituents (which are known to be detrimental to the tensile properties of aluminum alloys) and favors the formation of Al-Fe-Si-Mn phases. The weight percent of Mn in the aluminum alloy of the present disclosure is between higher than 0.15 and equal to or lower than 0.30.

15 **[0024]** In an embodiment, the weight percent of Mn in the aluminum alloy is of about 0.12. In yet another embodiment, the weight percent of Mn in the aluminum alloy is of about 0.25.

20 **[0025]** In an embodiment, the aluminum alloy can optionally include lanthanum (La) as a grain refiner. The weight percent of La in the aluminum alloys of the present disclosure can be equal to or lower than (e.g., up to) about 0.2, 0.19, 0.18, 0.17, 0.16, 0.15, 0.14, 0.13, 0.12, 0.11, 0.1, 0.09, 0.08, 0.07 or 0.06. In an embodiment, the weight percent of La in the aluminum alloy is lower than about 0.2, 0.19, 0.18, 0.17, 0.16, 0.15, 0.14, 0.13, 0.12, 0.11, 0.1, 0.09, 0.08, 0.07 or 0.06. In yet another embodiment, the weight percent of La is in the aluminum alloy is lower than about 0.2 and, in a further embodiment, equal to or lower than about 0.1.

25 **[0026]** In still another embodiment, the aluminum alloy can optionally comprises chromium (Cr). The weight percent of Cr in the aluminum alloys of the present disclosure can be equal to or lower than (e.g., up to) about 0.25, 0.24, 0.23, 0.22, 0.21, 0.2, 0.19, 0.18, 0.17, 0.16, 0.15, 0.14, 0.13, 0.12, 0.11, 0.1, 0.09, 0.08, 0.07 or 0.06. In an embodiment, the weight percent of Cr in the aluminum alloy is lower than (e.g., up to) about 0.25, 0.24, 0.23, 0.22, 0.21, 0.2, 0.19, 0.18, 0.17, 0.16, 0.15, 0.14, 0.13, 0.12, 0.11, 0.1, 0.09, 0.08, 0.07 or 0.06. In yet another embodiment, the weight percent of Cr is in the aluminum alloy is up to about 0.25.

30 **[0027]** The balance of the aluminum alloys of the present disclosure is aluminum (Al) and unavoidable impurities. In an embodiment, each impurity is present, in weight percent, at a maximum of about 0.05 and the total unavoidable impurities is present, in weight percent, at less than about 0.15.

35 **[0028]** In an embodiment, the aluminum alloys of the present disclosure does not include a deliberate addition of cobalt (Co). In this embodiment, when present in the aluminum alloy, Co is considered to be an impurity.

40 **[0029]** The present disclosure also provide ingots comprising the aluminum alloy described herein. The ingots made from cast alloys (such as foundry ingots or ingot Ts) can be cast.

45 **[0030]** The present disclosure also provides a process for improving at least one tensile property (such as yield strength) of an aluminum product when compared to a corresponding aluminum product. In the process, the aluminum product is made from or comprises a modified aluminum alloy (comprising Mn as a deliberate addition) whereas the corresponding aluminum product is made from or comprises a first aluminum alloy (lacking Mn as a deliberate addition). The process comprises adding Mn (at the weight percent described above) to a first aluminum alloy (comprising Si, Mg, Fe and optionally Ti and/or Sr, each at the weight percent described above) to provide the modified aluminum alloy (comprising Si, Mg, Fe, Mn and optionally Ti and/or Sr, each at the weight percent described above). An aluminum product obtained by the process described herewith is made from or comprises the modified aluminum alloy and exhibits at least one improved tensile property (such as yield strength) when compared to a corresponding aluminum product made from or comprising the first aluminum alloy. In the context of the present disclosure, the term "aluminum product" can refer to a final cast product or to an intermediary ingot which can further be worked into a differently shaped aluminum product. As such, the process can further comprise casting (such as, for example, permanent mold casting) the modified aluminum alloy in the aluminum product. In the embodiments in which the aluminum product is a cast product, the latter can be an automotive part, such as a wheel. The present disclosure also contemplates providing a process for making cast

50  
55

products having a minimal thickness of about 6, 7, 8, 9, 10, 11, 12, 13, 14, 15, 16, 17, 18, 19, 20, 21, 22, 23 or 24 mm. In still another embodiment, the cast product can have multiple different thicknesses (for example, two, three or four different thickness). In a further embodiment, the cast product has a first thickness of at least (and in an embodiment, no more than) 6 mm, a second thickness of at least (and in an embodiment, no more than) 12 mm and a third thickness of at least (and in an embodiment, no more than) 24 mm. The present disclosure also provides an aluminum product obtainable or obtained by the process described herewith.

**[0031]** The present disclosure also provides a process for making an aluminum product having an improved tensile property (such as an improved yield strength) when compared to a corresponding aluminum product lacking a deliberate addition of Mn. The process comprises working the aluminum alloy or the modified aluminum alloy described herewith or the ingot described herewith in the aluminum product. The working step can include casting (for example permanent mold casting) the aluminum alloy directly into a cast product or intermediary ingots. As such, in the context of the present disclosure, the term "aluminum product" can refer to a final cast product or to an intermediary ingot which can further be worked into a differently shaped aluminum product. In embodiments in which aluminum product is a cast product, the process can also include a post-cast heat treatment, such as, for example, a T6 treatment (e.g., solution heat treatment and artificial aging steps). In the embodiments in which the aluminum product is a cast product, the latter can be an automotive part, such as a wheel. The present disclosure also contemplates providing a process for making cast products having a minimal thickness of about 6, 7, 8, 9, 10, 11, 12, 13, 14, 15, 16, 17, 18, 19, 20, 21, 22, 23 or 24 mm. In still another embodiment, the cast product can have multiple different thicknesses (for example, two, three or four different thickness). In a further embodiment, the cast product has a first thickness of at least (and in an embodiment, no more than) 6 mm, a second thickness of at least (and in an embodiment, no more than) 12 mm and a third thickness of at least (and in an embodiment, no more than) 24 mm. The present disclosure also provides an aluminum product obtainable or obtained by the process described herewith.

**[0032]** The present invention will be more readily understood by referring to the following examples which are given to illustrate the invention rather than to limit its scope.

**[0033]** A base alloy A357 was supplemented with Mn, optionally in combination with La. The tensile and metallographic properties of the resulting alloys were determined.

**[0034]** Tensile bars comprising one of the alloys whose chemistry is presented in Table 1 was produced in an electrical resistance furnace. Mn (~0.27 weight percentage (wt%)) and pure La (0.1 wt% and 0.2 wt%) were added into the melt at 750°C ± 5°C, respectively. The melt was degassed using a rotary graphite impeller degasser rotating at 300 rpm for about 20 min. Sr was added to the degassed melt prior to pouring. The surface of the melt was skimmed, and then the melt was poured into the permanent mold (preheated at 400°C ± 5°C) at 720°C ± 5 °C. Samplings for chemical analysis were also taken to confirm the composition of the alloys during casting. All samples were solution heat treated at 540°C, for 4 hours, followed by a warm water quench at 50°C. A floor age, between 12 to 24 hours, at room temperature, was performed between quenching and artificial aging. Finally, the samples underwent an aging cycle at 160°C for 6 hours.

**[0035]** To evaluate the effect of the additions of Mn and La in the T6-treated condition on the ultimate tensile strength (UTS) and yield strength (YS), the tensile tests were carried out using the INSTRON® universal testing machine. In each case, ten tensile tests were carried out, and the averages of results were provided. The chemical compositions and tensile results, from the different alloys are summarized in Table 1.

**Table 1.** Chemical compositions and strength properties of the alloys of Example I . Elemental composition is provided in weight percentages for all elements, except for Sr which is presented as ppm. The ultimate tensile strength (UTS) and yield strength (YS) values are provided in MPa.

Alloy Code	Element (wt%)										UTS (MPa)	YS (MPa)
	Si	Fe	Cu	Mn	Mg	Ti	Sr	La	Al			
A357	7.20	0.11	0.01	-	0.47	0.09	120 ppm	-	Bal.	325.38	255.04	
A357-Mn	7.20	0.12	0.01	0.26	0.47	0.09	155 ppm	-	Bal.	327.82	264.68	
A357-Mn-0.1 La	7.35	0.12	0.01	0.27	0.48	0.09	155 ppm	0.1	Bal.	326.33	259.37	
A357-Mn-0.2La	7.30	0.12	0.01	0.27	0.46	0.09	160 ppm	0.2	Bal.	312.69	251.24	

## EP 3 436 616 B1

**[0036]** As can be seen from Table 1, the base alloy A357 had 325 MPa of UTS and 255 MPa of YS. The ultimate tensile strength did not exhibit any significant differences in the other alloys when Mn was added. However, the yield strength of alloys containing additions of Mn was increased when compared to the base alloy A357. Table 1 shows that both UTS and YS decreased as the La content was increased from 0.1 to 0.2.

**[0037]** The estimated grain sizes of the chemistries of Table 1 are shown in Figure 1. The estimated average grain size for alloys A357, A357-Mn, A357-Mn-0.1La and A357-Mn-0.2La are 400  $\mu\text{m}$ , 450  $\mu\text{m}$ , 260  $\mu\text{m}$  and 315  $\mu\text{m}$ , respectively. In these experimental conditions, the addition of Mn into alloy A357 increased the grain size by 50  $\mu\text{m}$ . Still in these experimental conditions, the addition of 0.1 La refined the grain structure of alloy A357 containing Mn and presenting a reduction of grain size from 450 to 260  $\mu\text{m}$ , respectively whereas the addition of 0.2 La had a limited effect in grain refinement and even increased the grain size compared with alloy A357-Mn-0.1La.

### EXAMPLE II - Effects of Mg weight percent on strength

**[0038]** Alloys comprising either 6.0 Si and 0.12 Fe (herewith designated as "-Mn/-Cr") or 6.0 Si, 0.12 Fe, 0.12 Mn, 0.12 Cr (herewith designated as "+Mn/+Cr") were supplemented with Mg, at a weight percent varying between 0.35 and 0.70. The alloys were submitted to a T6 treatment prior to determining their tensile properties.

**[0039]** The addition of Mn and Cr did maintain or increase the ultimate tensile strength, when compared to corresponding alloys that did not include Mn or Cr (Figure 2). The addition of Mn and Cr did increase the yield strength, when compared to corresponding alloys that did not include Mn or Cr (Figure 3). The addition of Mn only (e.g., the omission of Cr) provided similar results (increase in yield tensile strength, no significant change on ultimate tensile strength, Example III and data not shown).

**[0040]** EXAMPLE III - Effect of thermal treatment on tensile properties and microstructure Alloys lacking Mn (Al7Si0Mn) or comprising Mn (Al7Si0.25Mn) were made. The elemental composition of each tested alloy is presented in Table 2.

**Table 2.** Elemental composition of the alloys tested in Example III, provided in weight percent.

Designation	Al7Si0Mn			Al7Si0.25Mn		
	Sample	CI-1	CI-2	CI-3	CII-1	CII-2
Si	6,88	6,97	6,99	6,77	6,85	6,84
Fe	0,119	0,118	0,118	0,146	0,147	0,146
Cu	0,003	0,003	0,004	0,002	0,002	0,002
Mn	0,01	0,01	0,01	0,27	0,27	0,26
Mg	0,48	0,48	0,48	0,48	0,51	0,50
Cr	0,001	0,001	0,001	0,001	0,001	0,001
Ni	0,011	0,011	0,011	0,011	0,011	0,011
Zn	0,030	0,030	0,030	0,028	0,028	0,028
Ti	0,11	0,11	0,11	0,10	0,10	0,10
Ca	0,0001	0,0002	0,0002	0,0001	0,0001	0,0001
Co	0,0001	0,0001	0,0001	0,0001	0,0002	0,0002
Ga	0,006	0,006	0,006	0,006	0,006	0,006
Li	0,0000	0,0000	0,0000	0,0000	0,0000	0,0000
Na	0,0000	0,0000	0,0000	0,0000	0,0000	0,0000
P	0,0004	0,0005	0,0004	0,0004	0,0004	0,0005
Sr	0,0002	0,0111	0,0112	0,0000	0,0114	0,0069
V	0,014	0,014	0,014	0,014	0,014	0,014
Zr	0,0008	0,0010	0,0009	0,0010	0,0010	0,0010

**[0041]** The alloys were cast on a low pressure machine using a step mold (6, 12 or 25 mm) and then submitted to a T6 treatment step (aging step conducted at a temperature of 160°C or 190°C for 2, 4, 5 or 6 hours, see Table 3). The

## EP 3 436 616 B1

tensile properties of the resulting cast products (n = 12) are shown in Table 3.

**Table 3.** Mean plate thickness (in mm), aging step characteristics (temperature in Celsius and duration in hours) of alloys lacking (Al7Si0Mn) or comprising (Al7Si0.25Mn) Mn. UTS = ultimate tensile strength (in MPa), YS = yield strength (in MPa), QI = quality index (in MPa).

Thickness	Aging Temperature	Duration	Al7Si0Mn			Al7Si0.25Mn		
			UTS	YS	QI	UTS	YS	QI
mm	°C	h	MPa		MPa	MPa		MPa
6	160	2	287	198	417	300	208	430
6	160	4	313	233	443	316	235	444
6	160	6	323	251	447	331	267	436
6	190	4	-	-	-	345	307	427
6	190	5	319	278	412	-	-	-
12	160	2	273	198	384	274	196	384
12	160	4	306	232	423	308	242	420
12	160	6	314	247	435	319	259	417
12	190	4	-	-	-	330	301	368
12	190	5	302	276	337	-	-	-
25	160	2	277	191	405	273	194	379
25	160	4	291	225	397	294	233	379
25	160	6	303	242	402	299	252	359
25	190	4	-	-	-	326	297	357
25	190	5	306	269	375	-	-	-

**[0042]** As shown on Table 3, when the product is aged at a temperature of 160°C for 4 h and cast into a product that has a 12 mm thickness, the alloy comprising Mn exhibited a yield strength 10 MPa higher than the corresponding alloy lacking Mn and 30-40 MPa higher than the reference A356 alloy (data not shown).

**[0043]** The percentage of the different microstructural phases of the resulting cast products were then determined. These results are shown in Figure 4 and Table 4.

**Table 4.** Approximated percentage of each constituents in cast plates, in function of the thickness (6, 12 or 24 mm) and T6 treatment characteristics (aging step conducted at 160°C for 2, 4 or 6 hours) of each cast plates products.

		Al-Si-Fe <sup>(1)</sup>	Al-Fe-Si-Mg <sup>(2)</sup>	Al-Fe-Si-Mn <sup>(3)</sup>	Al-Fe-Si-Mn <sup>(4)</sup>
C-1 160 2h	6 mm	90%	10%		
	12 mm	70%	30		
	24 mm	50%	50		
C-1 160 4h	6 mm	85%	15%		
	12 mm	80%	20%		
	24 mm	60%	40%		
C-1 160 6h	6 mm	55%	45%		
	12 mm	45%	55%		
	24 mm	40%	60%		

(continued)

5	C-2 160 2h	6 mm		<1%	<1%	100%
		12 mm		<1%	<1%	100%
		24 mm		1%	<1%	99%
10	C-2 160 4h	6 mm		<1%	<1%	100%
		12 mm		<1%	<1%	100%
		24 mm		1%	1%	98%
15	C-2 160 6h	6 mm		<1%	<1%	100%
		12 mm		<1%	<1%	100%
		24 mm		<1%	20%	80%
(1) Needle-like phase blackened by the HF 0.5% attack (2) Round platelet-like phase that have not reacted with HF 0.5% (3) Script-like phase browned by the HF 0.5% attack (4) Small platelet-like phase blackened by the HF 0.5% attack						

20  
 [0044] As shown in Table 4, the presence of Mn limits the formation of Al-Fe-Si-Mg and favors the formation of Al-Si-Fe-Mn instead. This effect on microstructure is even maintained on the cast product for all cast thicknesses. In the absence of Mn, the Al-Fe-Si-Mg phase concentration worsens with the thickness of the cast product. In the presence of Mn, the thickness of the cast product is not associated with a worsening of the Al-Fe-Si-Mg phase concentration.

25  
 [0045] While the invention has been described in connection with specific embodiments thereof, it will be understood that the scope of the claims should not be limited by the preferred embodiments set forth in the examples, but should be given the broadest interpretation consistent with the description as a whole.

### 30 Claims

1. An aluminum alloy comprising, in weight percent:
  - 35 between 6 and 8 of Si;
  - between 0.45 and 0.6 of Mg;
  - between higher than 0.15 and equal to and lower than 0.30 of Mn;
  - lower than 0.12 of Fe;
  - up to 0.15 of Ti;
  - 40 between 0.005 to 0.03 of Sr;
  - optionally equal to or lower than 0.2 La;
  - optionally up to 0.25 of Cr; and
  - the balance being aluminum and unavoidable impurities, wherein the unavoidable impurities may be present in an amount of up to 0.05 each and up to 0.15 total.
- 45 2. The aluminum alloy of claim 1, wherein the weight percent of Fe is at least 0.1.
3. The aluminum alloy of claim 1 or 2, wherein the weight percent of Ti is at least 0.06.
4. The aluminum alloy of any one of claims 1 to 3, wherein the weight percent of Sr is between 0.005 and 0.02.
- 50 5. The aluminum alloy of any one of claims 1 to 4, wherein the unavoidable impurities include Co.
6. A foundry ingot comprising the aluminum alloy of any one of claims 1 to 5.
- 55 7. A process for improving at least one tensile property of an aluminum product comprising a modified aluminum alloy when compared to a corresponding aluminum product comprising a first aluminum alloy, the process comprising combining Mn with the first aluminum alloy to provide the modified aluminum alloy, wherein the first aluminum alloy

comprises, in weight percent:

5 between 6 and 8 of Si;  
between 0.45 and 0.6 of Mg;  
lower than 0.12 of Fe;  
up to 0.15 of Ti;  
between 0.005 to 0.03 of Sr;  
optionally equal to or lower than 0.2 La;  
10 optionally up to 0.25 of Cr; and  
the balance being aluminum and unavoidable impurities, wherein the unavoidable impurities may be present  
in an amount of up to 0.05 each and up to 0.15 total;

15 wherein the weight percent of Mn in the modified aluminum alloy is higher than 0.15 and equal to and lower than 0.3 and wherein optionally, La is added in the modified aluminum alloy at a weight percent equal to or lower than 0.2 and/or Cr is added in the modified aluminum alloy at a weight percent of up to 0.25.

8. The process of claim 7, wherein the weight percent of:

20 - Fe is at least 0.1;  
- Ti is at least 0.06; and/or  
- Sr is between 0.008 and 0.02.

9. The process of claim 7 or 8, wherein the aluminum product is a cast product and the process further comprises  
25 casting the modified aluminum alloy in the aluminum product.

10. The process of claim 9, wherein the aluminum cast product is cast by permanent mold casting.

11. The process of claim 10, wherein the cast product is a wheel.

30 12. The process of anyone of claims 9 to 11, wherein the cast product has a thickness of at least 6mm.

13. The process of anyone of claims 9 to 11, wherein the cast product has a thickness of at least 8mm.

35 14. An aluminum cast product comprising an aluminum alloy, the aluminum alloy according to anyone of claims 1 to 4,  
wherein the aluminum cast product has a thickness of at least 6mm and is cast by permanent mold casting.

15. The aluminum cast product of claim 14, wherein the thickness is of at least 8mm.

#### 40 Patentansprüche

1. Aluminiumlegierung, umfassend in Gewichtsprozenten:

45 zwischen 6 und 8 an Si;  
zwischen 0,45 und 0,6 an Mg;  
zwischen mehr als 0,15 und gleich oder weniger als 0,30 an Mn;  
weniger als 0,12 an Fe;  
bis zu 0,15 an Ti;  
zwischen 0,005 bis 0,03 an Sr;  
50 optional gleich oder weniger als 0,2 La;  
optional bis zu 0,25 an Cr; und  
wobei der Restbetrag Aluminium und unvermeidbare Verunreinigungen sind, wobei die unvermeidbaren Ver-  
unreinigungen in einer Menge von jeweils bis zu 0,05 und insgesamt bis zu 0,15 vorhanden sein können.

55 2. Aluminiumlegierung nach Anspruch 1, wobei die Gewichtsprozentage von Fe mindestens 0,1 betragen.

3. Aluminiumlegierung nach Anspruch 1 oder 2, wobei die Gewichtsprozentage von Ti mindestens 0,06 betragen.

## EP 3 436 616 B1

4. Aluminiumlegierung nach einem der Ansprüche 1 bis 3, wobei die Gewichtsprozentage von Sr zwischen 0,005 und 0,02 betragen.

5. Aluminiumlegierung nach einem der Ansprüche 1 bis 4, wobei die unvermeidbaren Verunreinigungen Co beinhalten.

6. Gießereibarren, umfassend die Aluminiumlegierung nach einem der Ansprüche 1 bis 5.

7. Verfahren zum Verbessern mindestens einer Dehnungseigenschaft eines Aluminiumprodukts, umfassend eine modifizierte Aluminiumlegierung im Vergleich zu einem entsprechenden Aluminiumprodukt, das eine erste Aluminiumlegierung umfasst, wobei das Verfahren Kombinieren von Mn mit der ersten Aluminiumlegierung umfasst, um die modifizierte Aluminiumlegierung bereitzustellen, wobei die erste Aluminiumlegierung in Gewichtsprozentage umfasst:

zwischen 6 und 8 an Si;

zwischen 0,45 und 0,6 an Mg;

weniger als 0,12 an Fe;

bis zu 0,15 an Ti;

zwischen 0,005 bis 0,03 an Sr;

optional gleich oder weniger als 0,2 an La;

optional bis zu 0,25 an Cr; und

wobei der Restbetrag Aluminium und unvermeidbare Verunreinigungen sind, wobei die unvermeidbaren Verunreinigungen in einer Menge von jeweils bis zu 0,05 und insgesamt bis zu 0,15 vorhanden sein können;

wobei die Gewichtsprozentage von Mn in der modifizierten Aluminiumlegierung mehr als 0,15 und gleich oder weniger als 0,3 betragen, und wobei optional La in die modifizierte Aluminiumlegierung in Gewichtsprozentage

von gleich oder weniger als 0,2 beigegeben wird, und/oder Cr in die modifizierte Aluminiumlegierung in Gewichtsprozentage von bis zu 0,25 beigegeben wird.

8. Verfahren nach Anspruch 7, wobei die Gewichtsprozentage von:

- Fe mindestens 0,1 betragen;

- Ti mindestens 0,06 betragen; und/oder

- Sr zwischen 0,008 und 0,02 betragen.

9. Verfahren nach Anspruch 7 oder 8, wobei das Aluminiumprodukt ein Gussprodukt ist, und das Verfahren weiter Gießen der modifizierten Aluminiumlegierung in das Aluminiumprodukt umfasst.

10. Verfahren nach Anspruch 9, wobei das Aluminiumgussprodukt durch Kokillenguss gegossen wird.

11. Verfahren nach Anspruch 10, wobei das Gussprodukt ein Rad ist.

12. Verfahren nach einem der Ansprüche 9 bis 11, wobei das Gussprodukt eine Dicke von mindestens 6 mm aufweist.

13. Verfahren nach einem der Ansprüche 9 bis 11, wobei das Gussprodukt eine Dicke von mindestens 8 mm aufweist.

14. Aluminiumgussprodukt, umfassend eine Aluminiumlegierung, wobei die Aluminiumlegierung einem der Ansprüche 1 bis 4 entspricht, wobei das Aluminiumgussprodukt eine Dicke von mindestens 6 mm aufweist, und durch Kokillenguss gegossen wird.

15. Aluminiumgussprodukt nach Anspruch 14, wobei die Dicke mindestens 8 mm beträgt.

### Revendications

1. Alliage d'aluminium comprenant, en pourcentage en poids :

entre 6 et 8 de Si ;

entre 0,45 et 0,6 de Mg ;

entre plus de 0,15 et 0,30 ou moins de Mn ;

moins de 0,12 de Fe ;

## EP 3 436 616 B1

- jusqu'à 0,15 de Ti ;  
entre 0,005 et 0,03 de Sr ;  
facultativement 0,2 ou moins de La ;  
facultativement jusqu'à 0,25 de Cr ; et  
5 le reste étant de l'aluminium et des impuretés inévitables, où les impuretés inévitables peuvent être présentes en une quantité allant jusqu'à 0,05 chacune et jusqu'à 0,15 au total.
2. Alliage d'aluminium de la revendication 1, dans lequel le pourcentage en poids de Fe est d'au moins 0,1.
- 10 3. Alliage d'aluminium de la revendication 1 ou 2, dans lequel le pourcentage en poids de Ti est d'au moins 0,06.
4. Alliage d'aluminium de l'une quelconque des revendications 1 à 3, dans lequel le pourcentage en poids de Sr est compris entre 0,005 et 0,02.
- 15 5. Alliage d'aluminium de l'une quelconque des revendications 1 à 4, dans lequel les impuretés inévitables comportent Co.
6. Lingot de fonderie comprenant l'alliage d'aluminium de l'une quelconque des revendications 1 à 5.
- 20 7. Procédé pour améliorer au moins une propriété de traction d'un produit en aluminium comprenant un alliage d'aluminium modifié par rapport à un produit en aluminium correspondant comprenant un premier alliage d'aluminium, le procédé comprenant la combinaison de Mn avec le premier alliage d'aluminium pour fournir l'alliage d'aluminium modifié, dans lequel le premier alliage d'aluminium comprend, en pourcentage en poids :
- 25 entre 6 et 8 de Si ;  
entre 0,45 et 0,6 de Mg ;  
moins de 0,12 de Fe ;  
jusqu'à 0,15 de Ti ;  
entre 0,005 et 0,03 de Sr ;  
30 facultativement 0,2 ou moins de La ;  
facultativement jusqu'à 0,25 de Cr ; et  
le reste étant de l'aluminium et des impuretés inévitables, où les impuretés inévitables peuvent être présentes en une quantité allant jusqu'à 0,05 chacune et jusqu'à 0,15 au total ;  
dans lequel le pourcentage en poids de Mn dans l'alliage d'aluminium modifié est supérieur à 0,15 et inférieur  
35 ou égal à 0,3 et dans lequel facultativement, La est ajouté dans l'alliage d'aluminium modifié à un pourcentage en poids inférieur ou égal à 0,2 et/ou Cr est ajouté dans l'alliage d'aluminium modifié à un pourcentage en poids allant jusqu'à 0,25.
8. Procédé de la revendication 7, dans lequel le pourcentage en poids de :
- 40 - Fe est d'au moins 0,1 ;  
- Ti est d'au moins 0,06 ; et/ou  
- Sr est compris entre 0,008 et 0,02.
- 45 9. Procédé de la revendication 7 ou 8, dans lequel le produit en aluminium est un produit coulé et le procédé comprend en outre le coulage de l'alliage d'aluminium modifié dans le produit en aluminium.
10. Procédé de la revendication 9, dans lequel le produit moulé en aluminium est coulé par coulée en moule permanent.
- 50 11. Procédé de la revendication 10, dans lequel le produit coulé est une roue.
12. Procédé de l'une quelconque des revendications 9 à 11, dans lequel le produit coulé a une épaisseur d'au moins 6 mm.
13. Procédé de l'une quelconque des revendications 9 à 11, dans lequel le produit coulé a une épaisseur d'au moins 8 mm.
- 55 14. Produit coulé en aluminium comprenant un alliage d'aluminium, l'alliage d'aluminium selon l'une quelconque des revendications 1 à 4, dans lequel le produit coulé en aluminium a une épaisseur d'au moins 6 mm et est coulé par coulée en moule permanent.

**EP 3 436 616 B1**

15. Produit coulé en aluminium de la revendication 14, dans lequel l'épaisseur est d'au moins 8 mm.

5

10

15

20

25

30

35

40

45

50

55

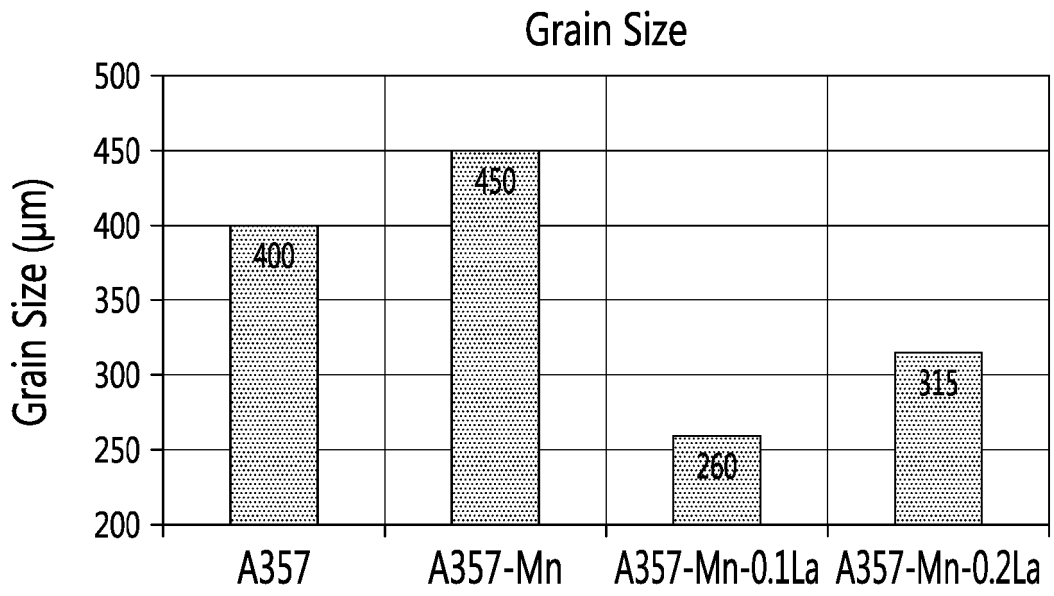


Figure 1

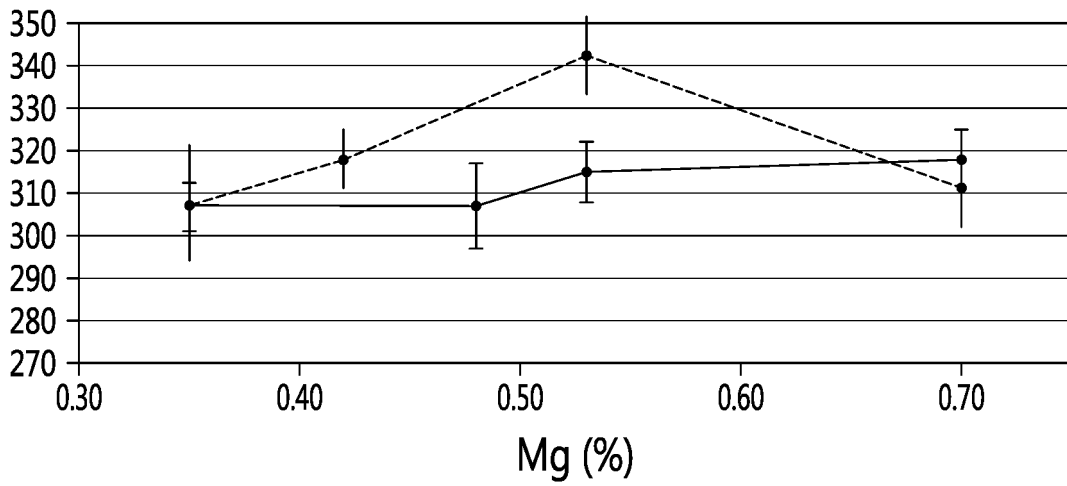


Figure 2

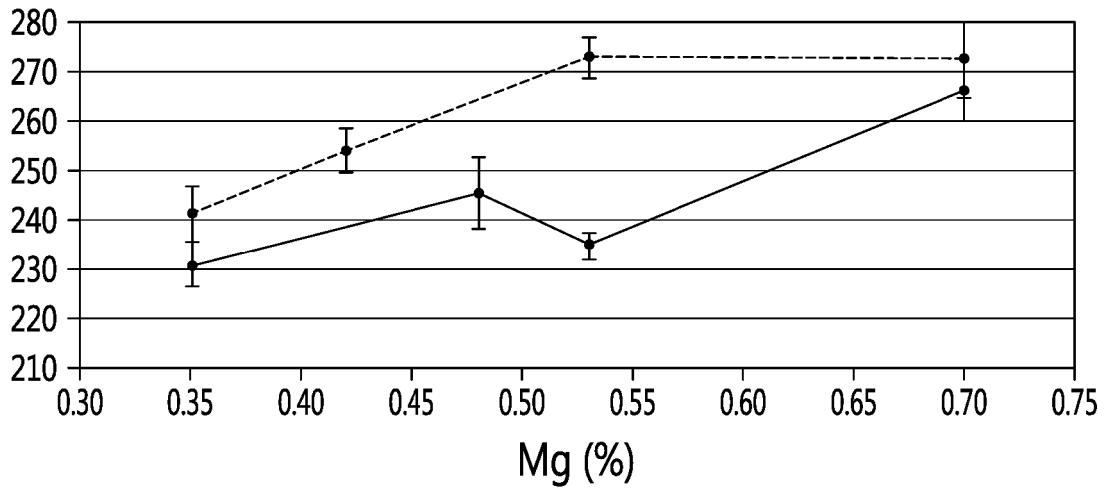


Figure 3

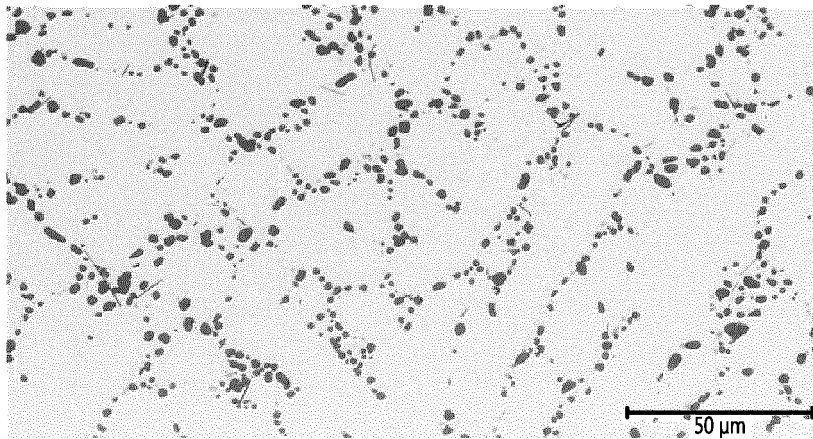


Figure 4A

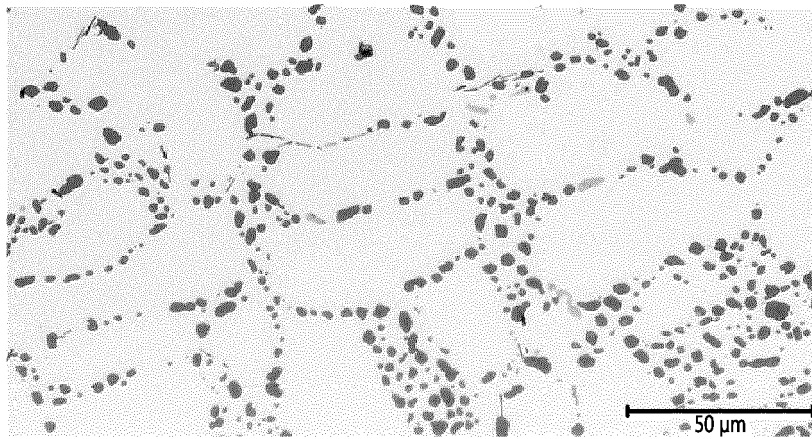


Figure 4B

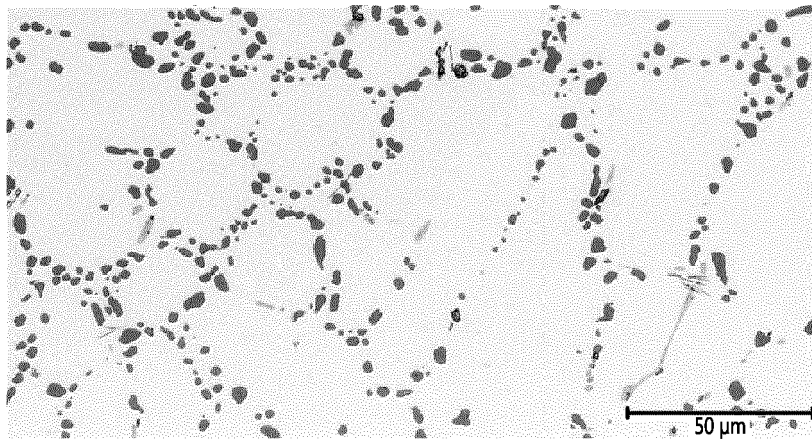


Figure 4C

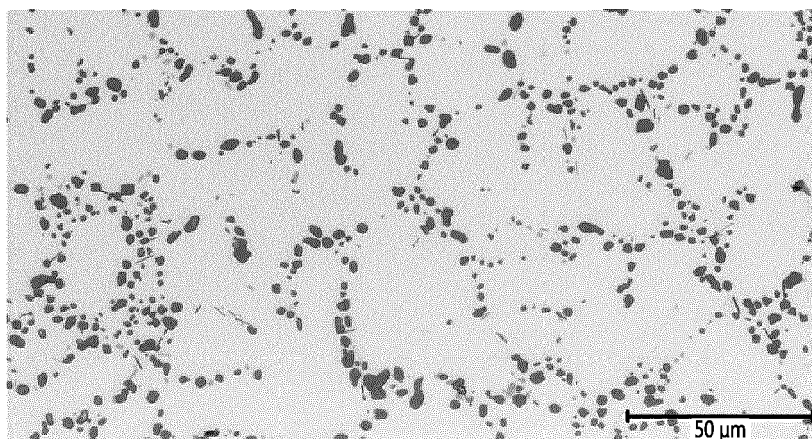


Figure 4D

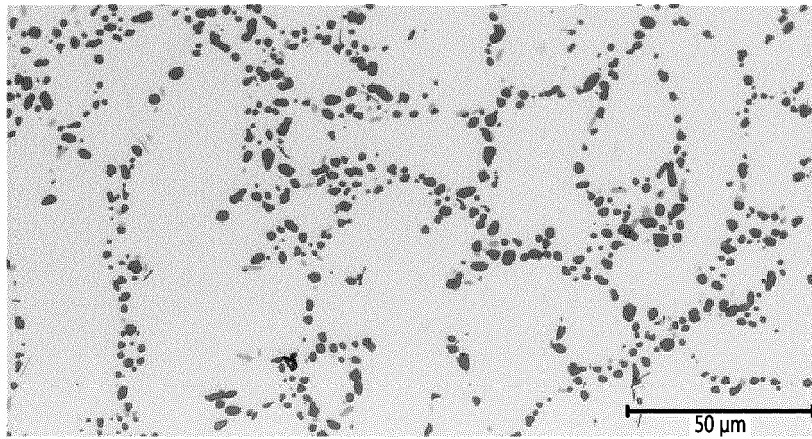


Figure 4E

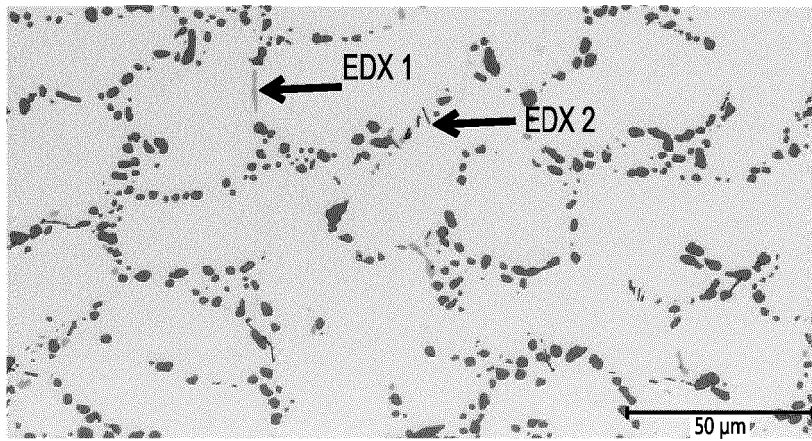


Figure 4F

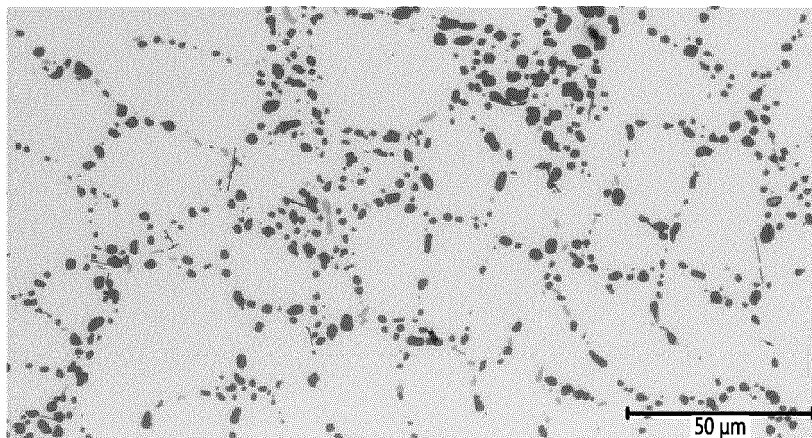


Figure 4G

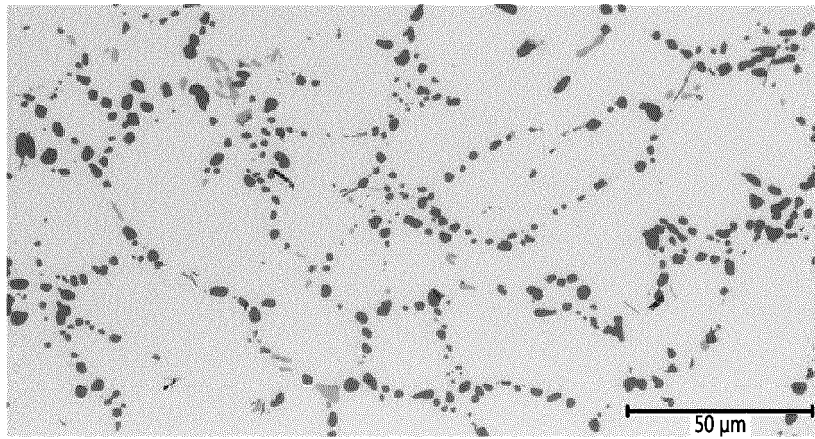


Figure 4H

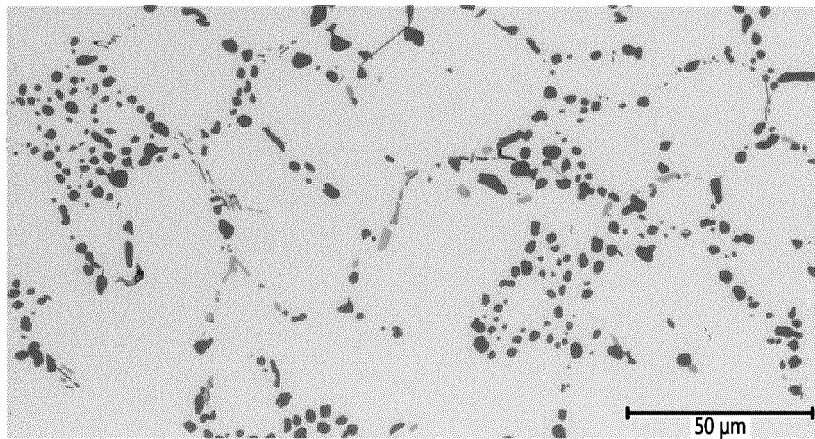


Figure 4I

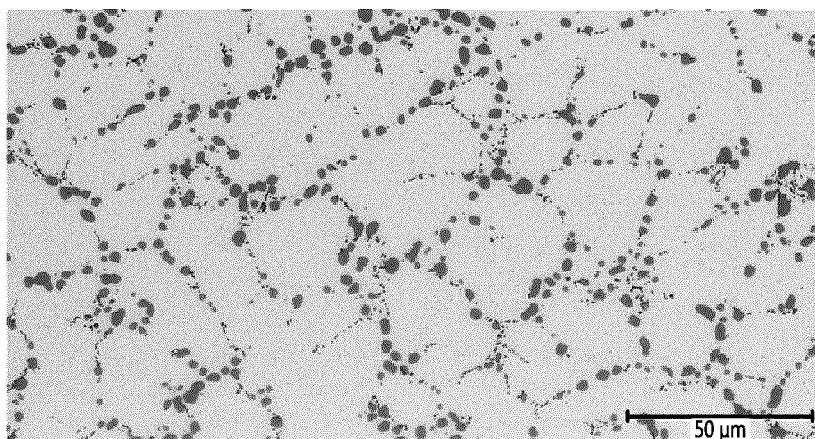


Figure 4J

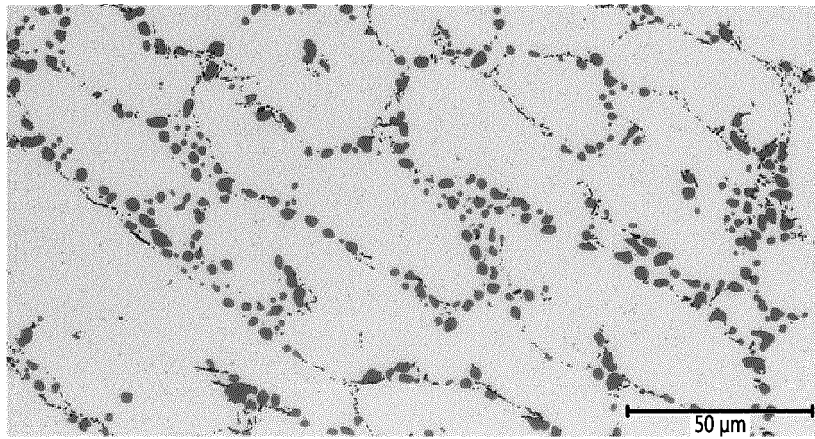


Figure 4K

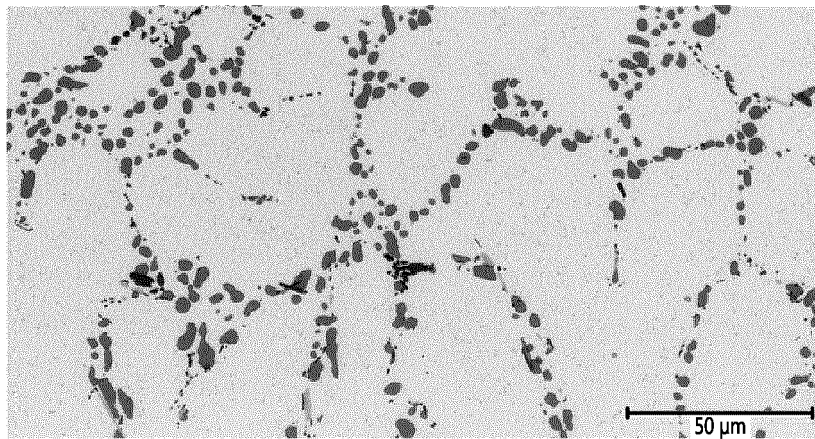


Figure 4L

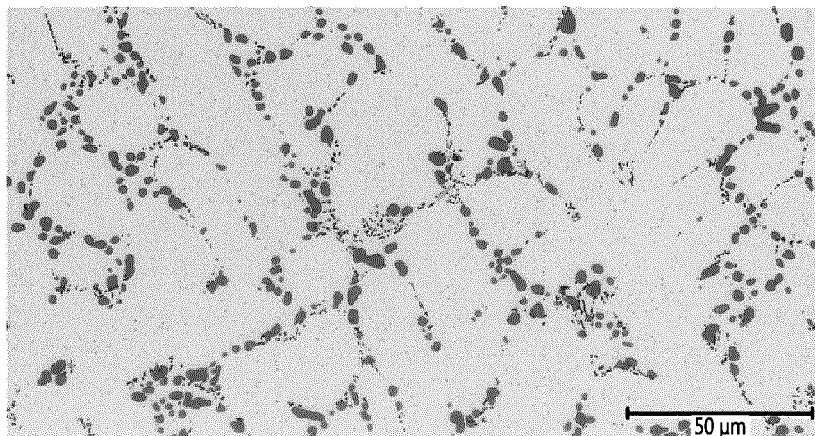


Figure 4M

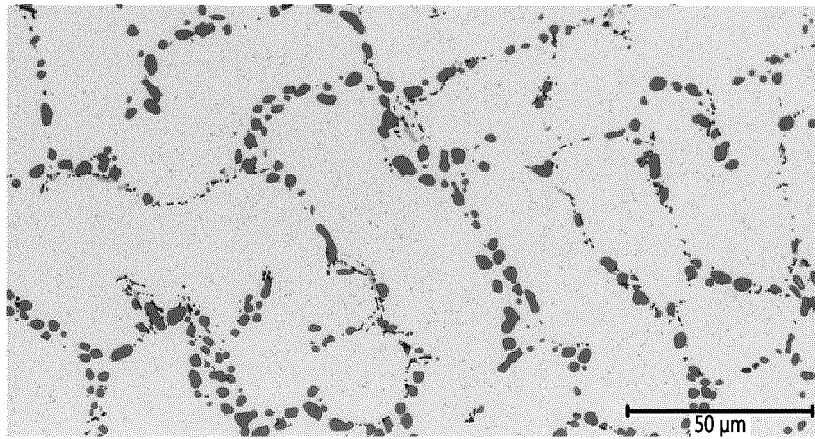


Figure 4N

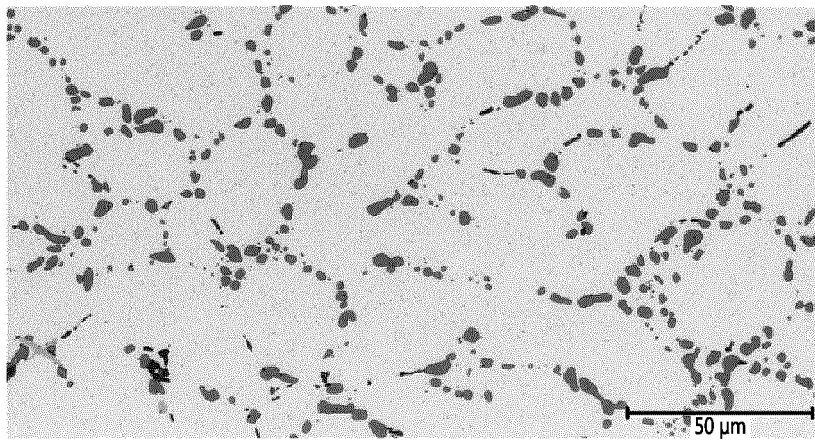


Figure 4O

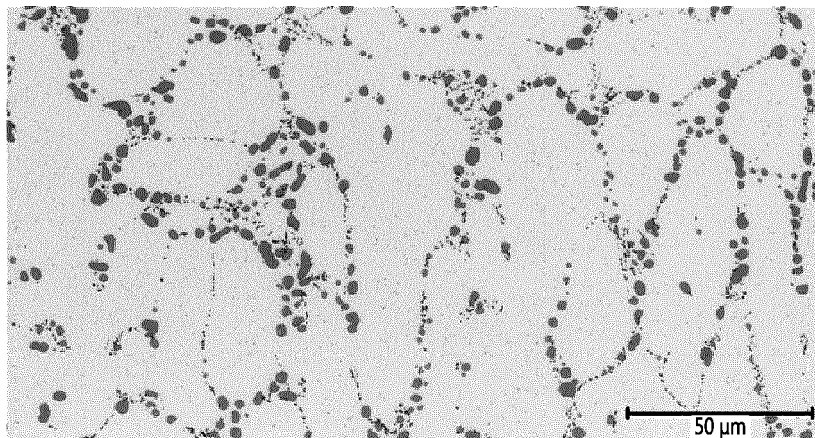


Figure 4P

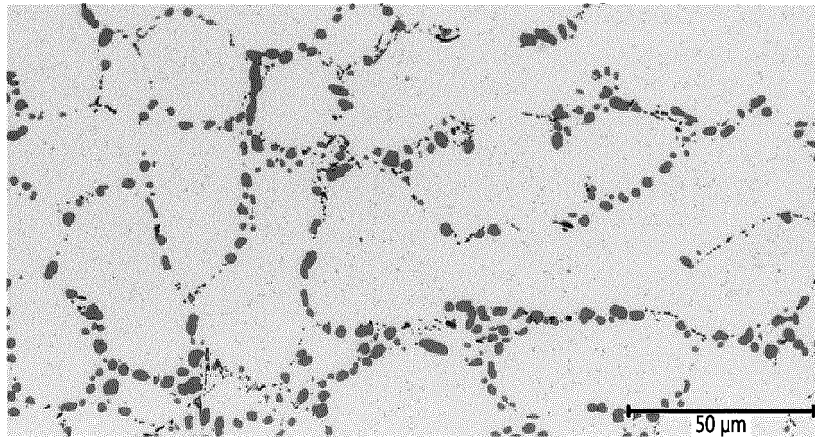


Figure 4Q

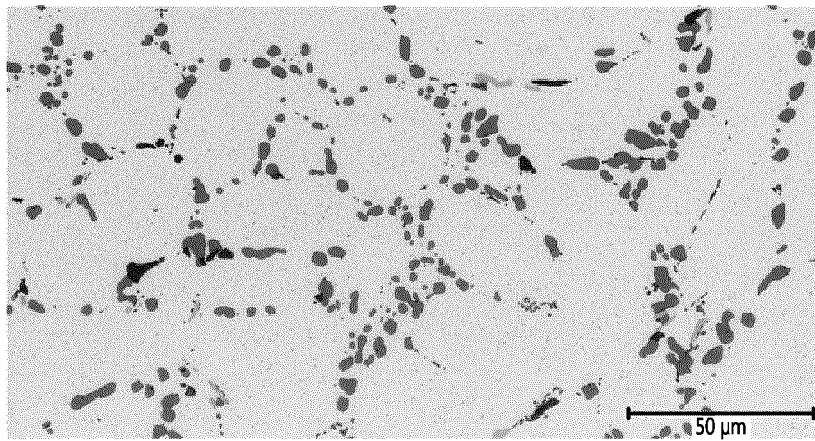


Figure 4R

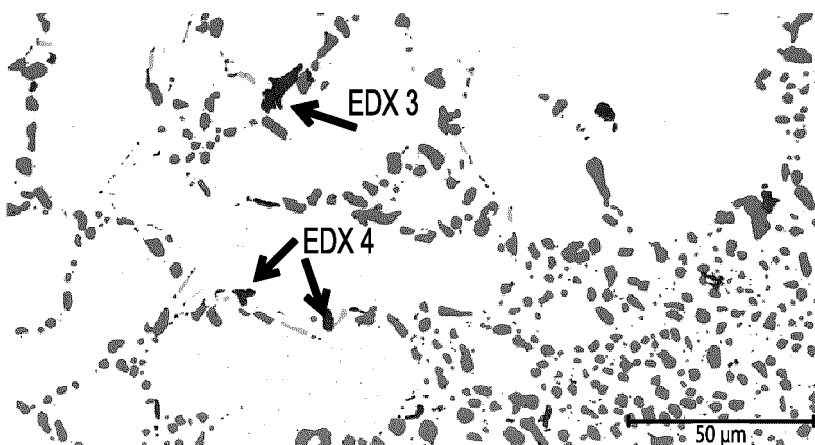


Figure 4S

**REFERENCES CITED IN THE DESCRIPTION**

*This list of references cited by the applicant is for the reader's convenience only. It does not form part of the European patent document. Even though great care has been taken in compiling the references, errors or omissions cannot be excluded and the EPO disclaims all liability in this regard.*

**Patent documents cited in the description**

- US 2004011437 A1 [0015]