

Thrasher & Horton,

Sash Holder.

N^o 19,267.

Patented Feb. 2, 1858.

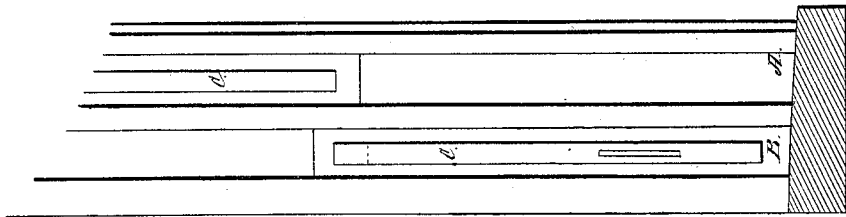


Fig. 1.

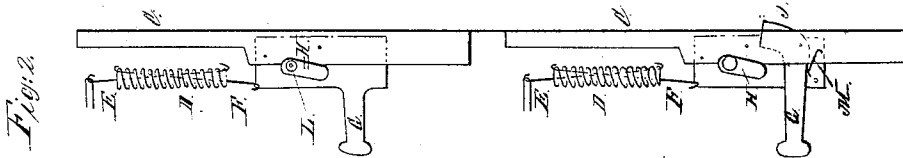


Fig. 2.

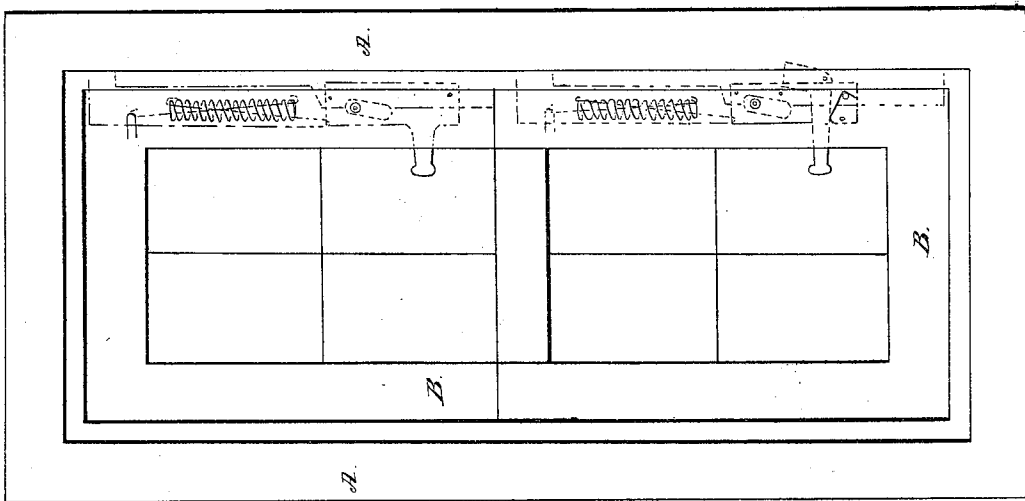


Fig. 3.

UNITED STATES PATENT OFFICE.

FRANCIS THRASHER AND HENRY B. HORTON, OF AKRON, OHIO.

FASTENING FOR WINDOW-SASHES.

Specification of Letters Patent No. 19,267, dated February 2, 1858.

To all whom it may concern:

Be it known that we, FRANCIS THRASHER and HENRY B. HORTON, of Akron, in the county of Summit and State of Ohio, have invented a new and useful improvement in Window-Sash Fasteners; and we do hereby declare that the following is a full and exact description thereof, reference being had to the accompanying drawings and to the letters of reference marked thereon.

Our invention consists in a self-locking friction strip, capable of sustaining the window sash at any desired height, and of fastening the sashes when closed.

In the accompanying drawings, Figure 1, represents a window frame and sash with my invention applied. Any ordinary frame A and sash B, may be employed.

Into a long mortise in the edge of each sash B, is inserted a friction strip C, shown in the mortise in Fig. 3, and separate from the mortise in Fig. 2. To this friction strip C, is attached a small plate of metal, having a slot H, placed obliquely, and working upon a pin L, fixed in the sash. As the friction strip and its plate slide upward, the slot H and pin L force the strip from the sash toward the frame, so as to increase the friction in proportion to the height to which the strip rises. In order to give this strip a constant upward tendency, a coiled spring D is placed in the mortise behind the strip; this spring is attached to the strip by a hook F, and to the sash itself by another hook E. The plate G, has a thumb piece by which it, with the friction strip, may be pressed down when it is desired to raise or lower the sash. Upon removing the thumb the spring D forces the friction strip upward so as to hold the sash in place. In the lower sash, the thumb piece plays upon a pivot, so that one end J may lock into a notch in the window frame and prevent the

sash from being raised by a person outside. A small spring M holds the thumb piece in a position to lock whenever the sash is brought down home.

The weight of the sash increases the action of our friction strip, and if an attempt be made to lower the sash without first pressing upon the thumb-piece, the effect of such effort will be to fix the sash more firmly in place. A person has borne his whole weight upon a sash having this friction strip, and instead of moving the sash the latter was held more rigidly. Therefore when both sashes are closed the upper one is held in place by the automatic action of the upper friction strip and the lower one is fastened by the action of the thumb piece, so that the window cannot be opened from the outside.

Our friction strips are very cheap and they may be applied readily to old sashes as well as to new ones. They are also more efficient than any other now known. They always fit the window frame in dry weather, and never become immovable in wet weather.

We do not claim any of the mechanical devices herein described when applied to swinging doors; but—

Having thus fully described our invention, what we claim and desire to secure by Letters Patent of the United States is:

The friction strip, C, riding upon an inclined plane, and operated by a spring so as to be self-locking, for the purpose of fixing the window sash at any desired height, as set forth.

In testimony whereof we have hereunto set our hands.

FRANCIS THRASHER.

HENRY BISHOP HORTON.

Witnesses:

EDW. F. BROWN,

DANIEL BREED.