



US0D1013147S

(12) **United States Design Patent**  
**Huang et al.**

(10) **Patent No.:** **US D1,013,147 S**

(45) **Date of Patent:** **\*\* Jan. 30, 2024**

(54) **CEILING FAN**

D890,909 S \* 7/2020 Streng ..... D23/377  
D998,130 S \* 9/2023 Shi ..... D23/377

(71) Applicant: **HOTECK INC.**, Taichung (TW)

\* cited by examiner

(72) Inventors: **Chien-Li Huang**, Taichung (TW);  
**Kai-Jen Tsai**, Taichung (TW);  
**Chia-Wei Chang**, Taichung (TW);  
**Min-Yuan Hsiao**, Taichung (TW)

*Primary Examiner* — Janice Hallmark  
*Assistant Examiner* — Adedoyin Taiwo Odeyale  
(74) *Attorney, Agent, or Firm* — Li & Cai Intellectual  
Property (USA) Office

(73) Assignee: **HOTECK INC.**, Taichung (TW)

(\*\*) Term: **15 Years**

(57) **CLAIM**

(21) Appl. No.: **29/843,262**

The ornamental design for a ceiling fan, as shown and described.

(22) Filed: **Jun. 20, 2022**

(51) **LOC (14) Cl.** ..... **23-04**

(52) **U.S. Cl.**

USPC ..... **D23/377**

(58) **Field of Classification Search**

USPC ..... D23/370, 377, 379, 385, 411, 413;  
D26/59

CPC ..... F04D 25/088; F04D 29/38; F04D 29/384;  
F04D 29/386; F21V 33/0096

See application file for complete search history.

**DESCRIPTION**

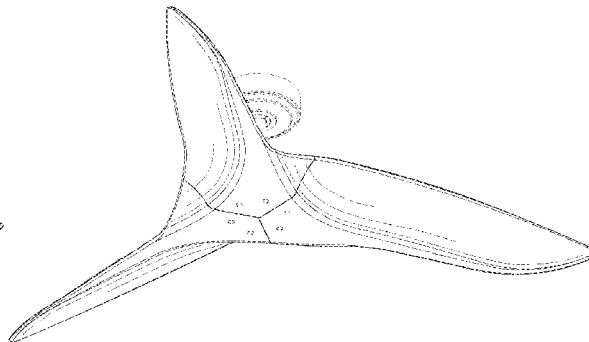
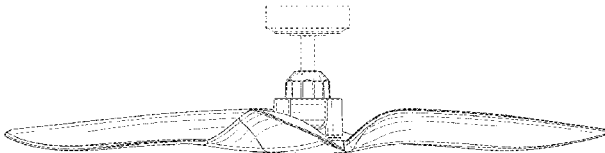
FIG. 1 is a front, top, right side perspective view of a ceiling fan, showing the claimed design;  
FIG. 2 is a front elevation view thereof;  
FIG. 3 is a rear elevation view thereof;  
FIG. 4 is a left side elevation view thereof;  
FIG. 5 is a right side elevation view thereof;  
FIG. 6 is a top plan view thereof;  
FIG. 7 is a bottom plan view thereof; and,  
FIG. 8 is a front, bottom perspective view thereof.  
Broken lines depict portions of the ceiling fan that form no part of the claimed design.

(56) **References Cited**

**U.S. PATENT DOCUMENTS**

D762,296 S \* 7/2016 Badarello ..... D23/377  
D798,433 S \* 9/2017 Badarello ..... D23/413

**1 Claim, 8 Drawing Sheets**



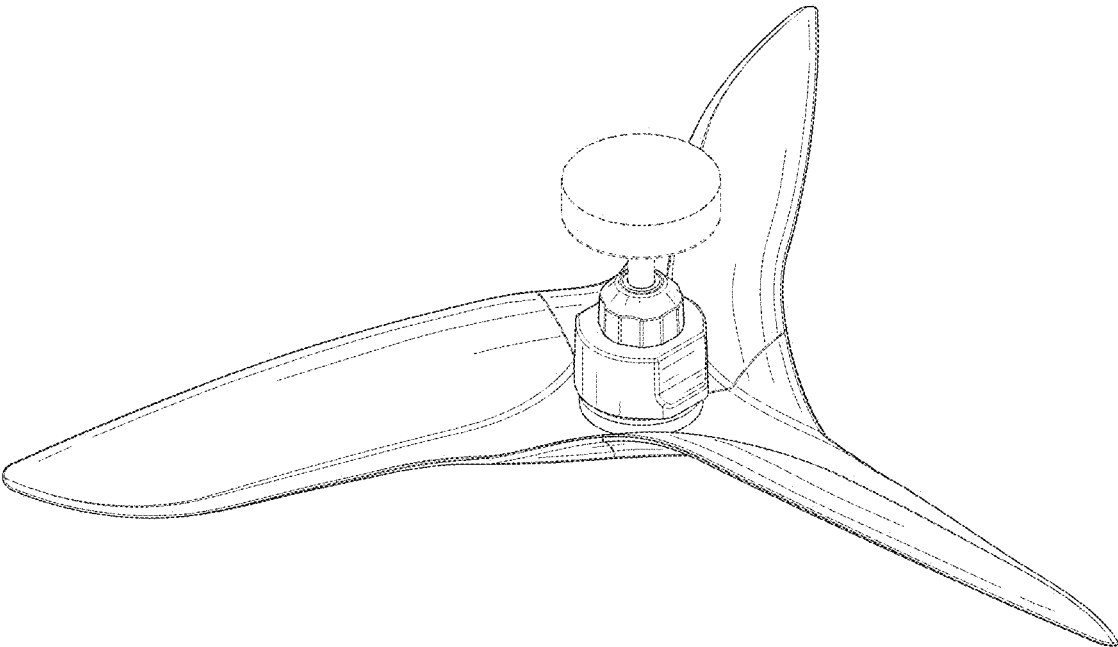


FIG. 1

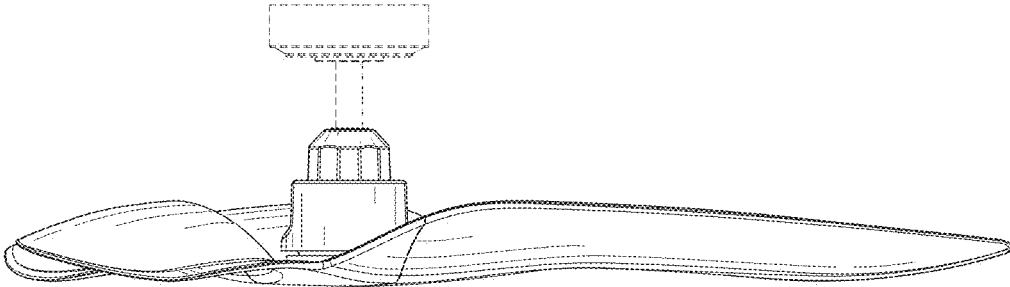


FIG. 2

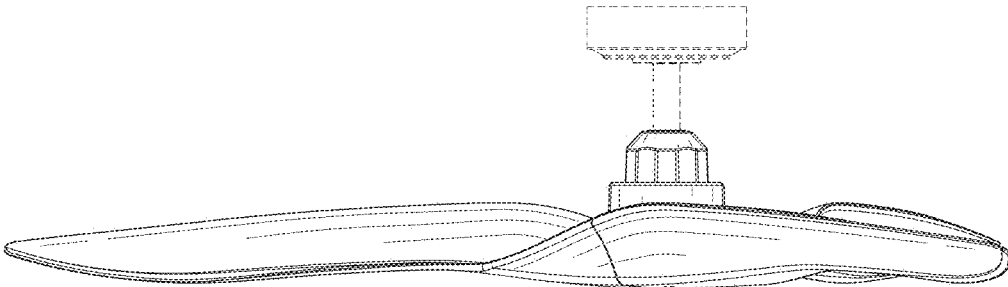


FIG. 3

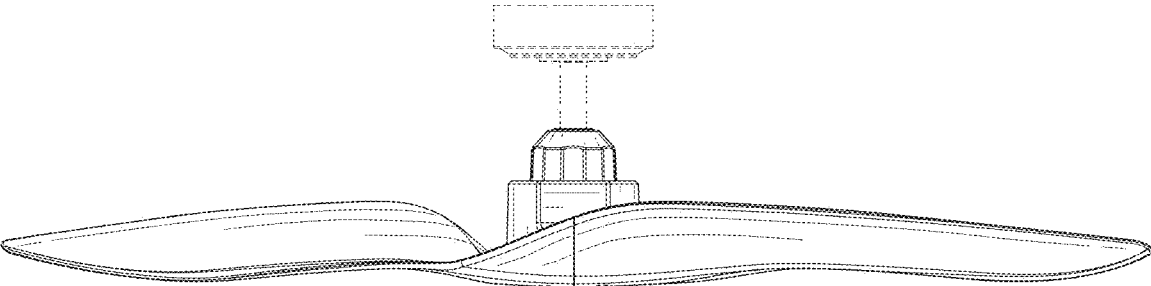


FIG. 4

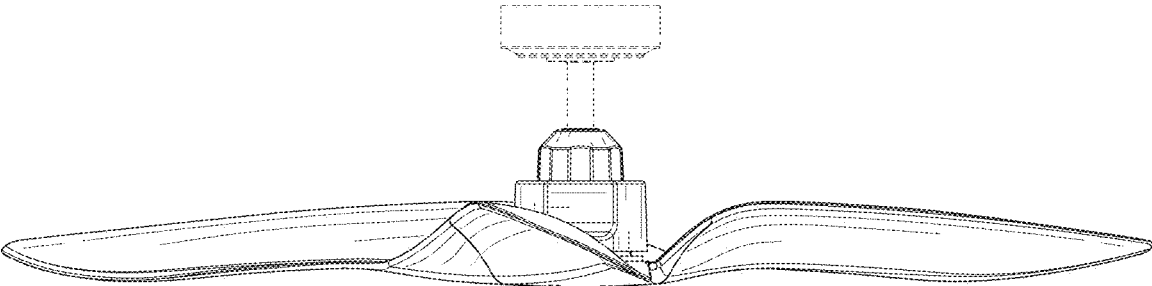


FIG. 5

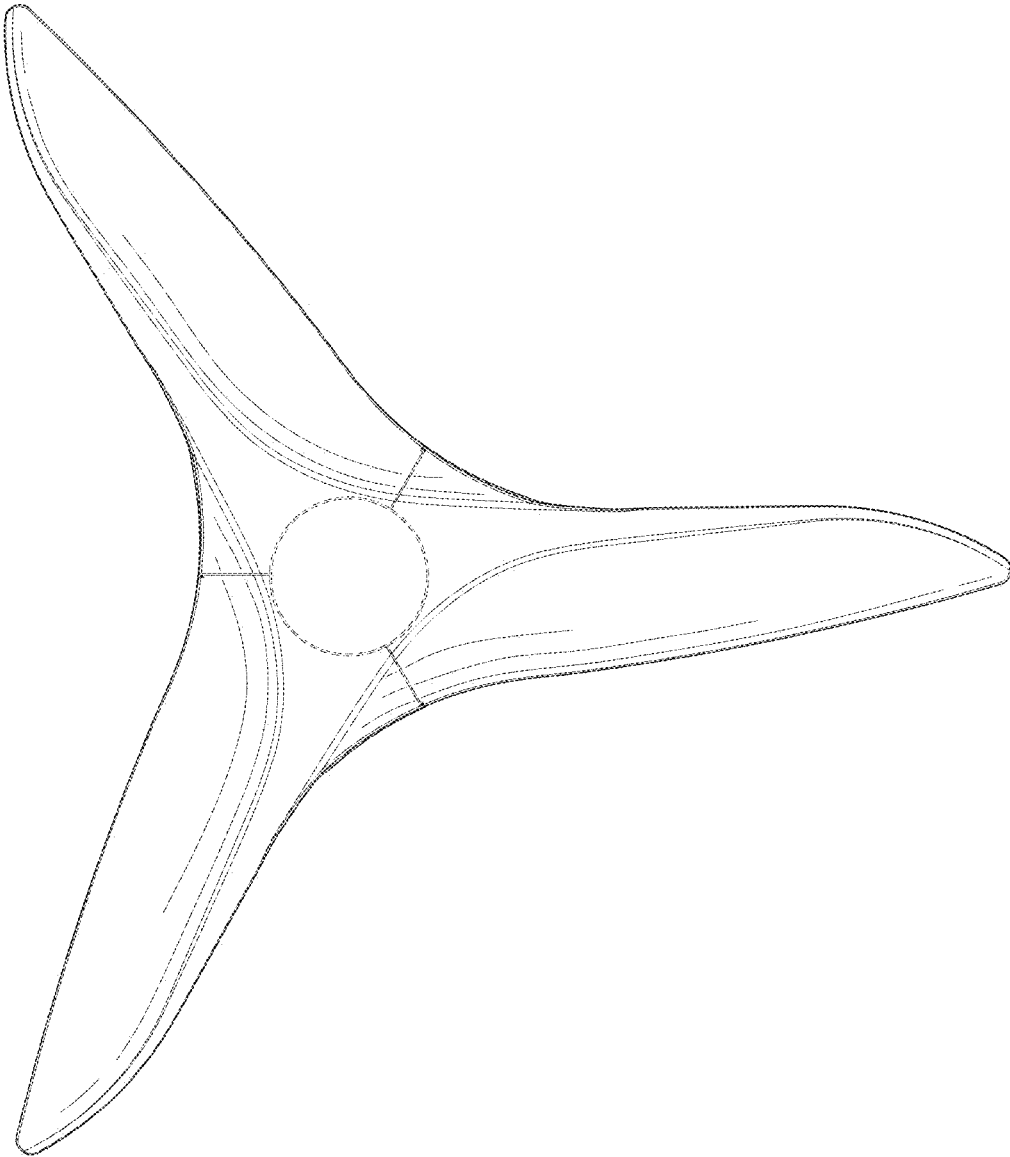


FIG. 6

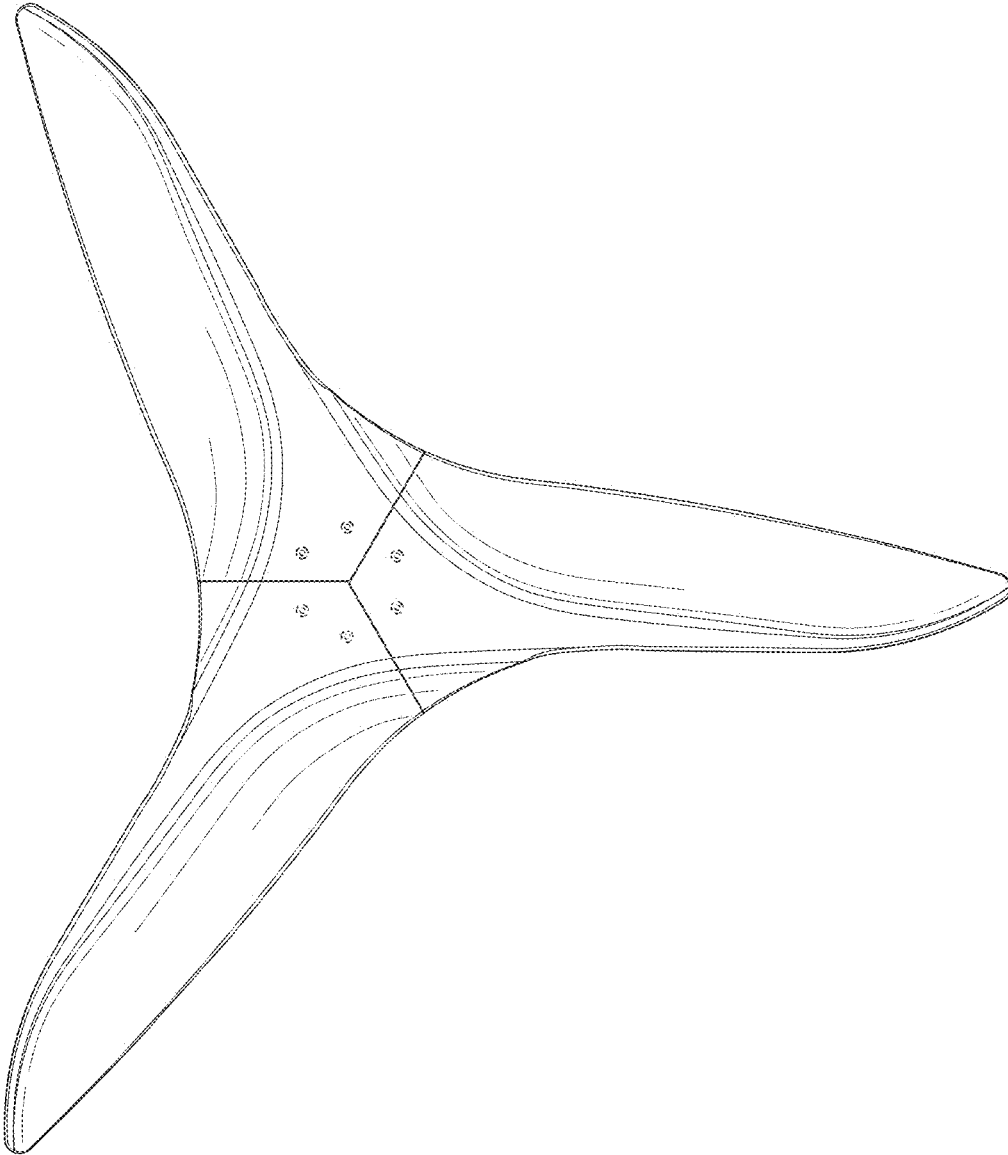


FIG. 7

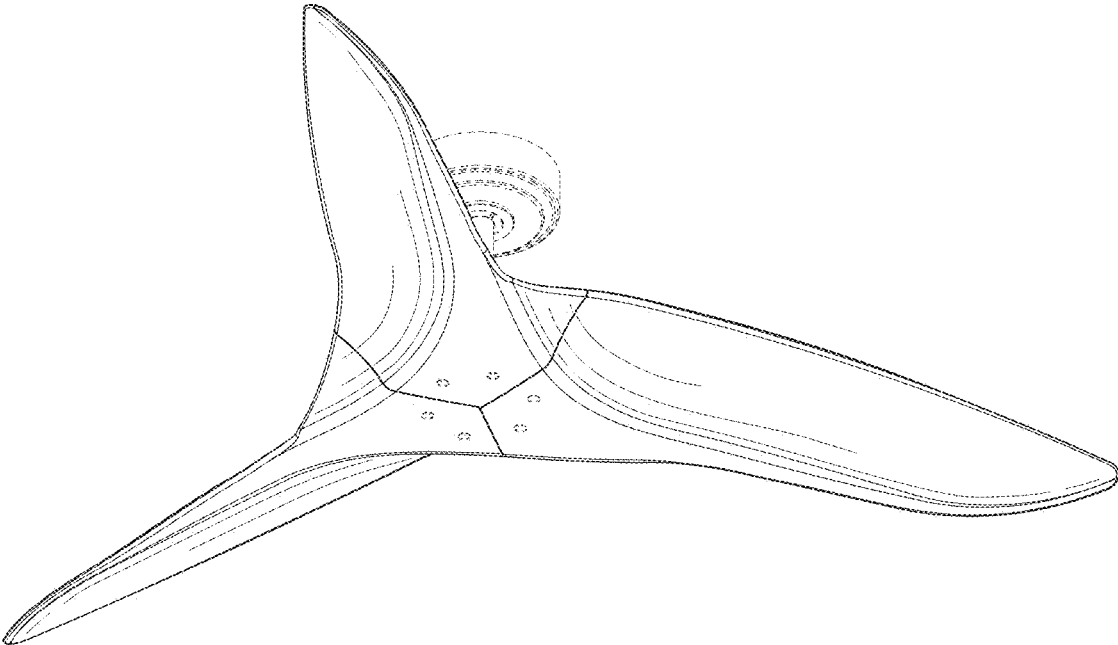


FIG. 8