

United States Patent [19]

Rainsberger et al.

[11] Patent Number: Des. 301,511

[45] Date of Patent: ** Jun. 6, 1989

[54] GOLF CLUB RACK

[76] Inventors: Robert L. Rainsberger, 117 Don Quixote Dr., Rancho Mirage, Calif. 92270; Fred F. Fredenburg, 39-825 Sweetwater Dr., Palm Desert, Calif. 92260

[**] Term: 14 Years

[21] Appl. No.: 909,416

[22] Filed: Sep. 19, 1986

[52] U.S. Cl. D21/223; D6/552

[58] Field of Search D21/223; D6/552; 280/DIG. 6; 211/70.2, 60 G

2,753,189	7/1956	Conroy	D21/223
2,880,012	3/1959	Wilson .	
2,926,713	3/1960	Vaughan .	
3,154,314	10/1964	McCune, Jr.	D21/223
3,483,996	12/1969	Scammon	D21/223
4,148,496	4/1979	Zimmer .	
4,533,013	8/1985	Hightower .	
4,753,446	6/1988	Mills	280/47.26

Primary Examiner—B. J. Bullock
Assistant Examiner—Dominic Simone
Attorney, Agent, or Firm—Dennison, Meserole, Pollack & Scheiner

[57] CLAIM

The ornamental design for a golf club rack, as shown.

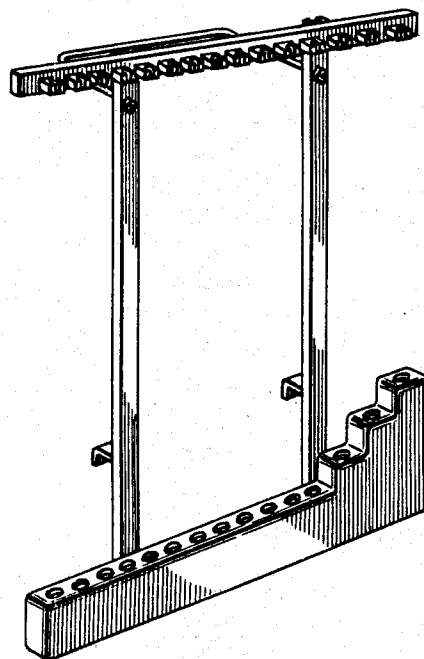
DESCRIPTION

FIG. 1 is a front perspective view of a golf club rack showing our new design; FIG. 2 is a rear perspective view thereof; FIG. 3 is a top plan view thereof; and FIG. 4 is a bottom plan view thereof.

[56] References Cited

U.S. PATENT DOCUMENTS

D. 142,513	10/1945	Cross .
D. 186,715	11/1959	Sasaki .
2,480,597	8/1949	Nelson .
2,590,154	3/1952	Burns .



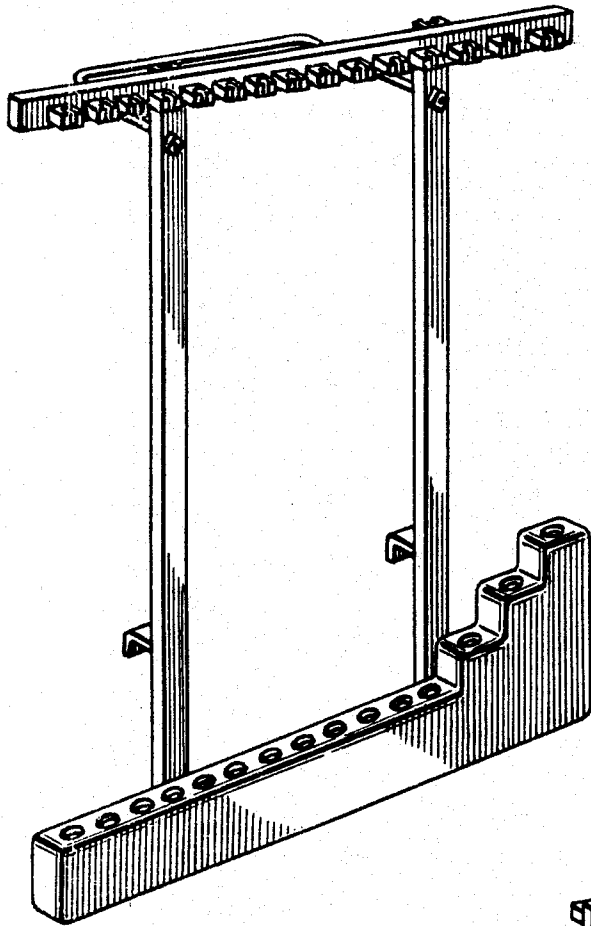


FIG. 1

FIG. 2

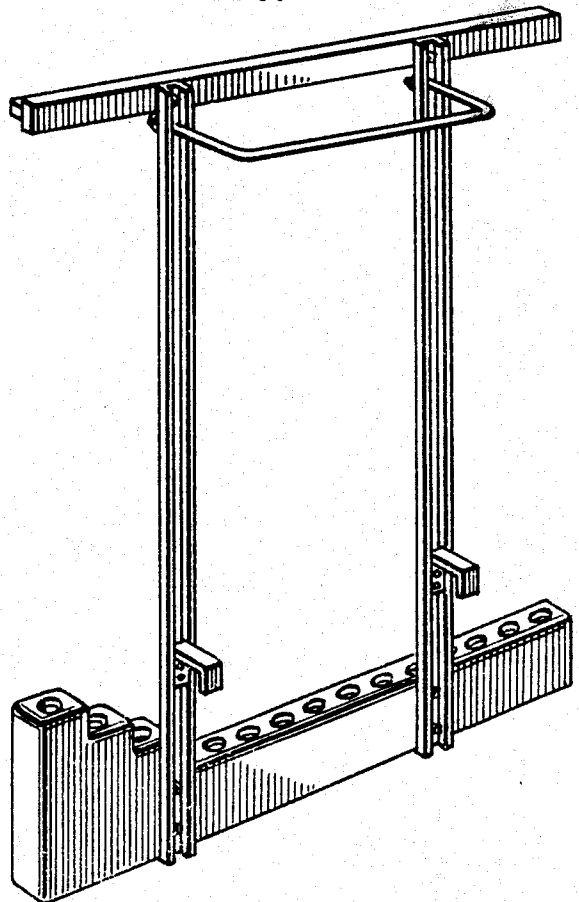


FIG. 3




FIG. 4

