

(12) **United States Design Patent** (10) **Patent No.:** **US D901,698 S**
Dyer et al. (45) **Date of Patent:** **** Nov. 10, 2020**

(54) **ADHESIVE ARTICLE** 1,630,855 A * 5/1927 Mahnk G09F 3/00
 40/1.5
 (71) Applicant: **Acurable Limited**, London (GB) 3,267,623 A * 8/1966 Block B24D 11/008
 451/538
 (72) Inventors: **Elizabeth Dyer**, London (GB); **Stuart**
Bowyer, London (GB); **Syed Anas**
Imtiaz, London (GB); **Esther**
Rodriguez-Villegas, London (GB);
Emilio Sanz-Pereiras, London (GB) 3,849,949 A * 11/1974 Steinhauser B65D 83/0882
 451/538
 4,893,438 A * 1/1990 Fry B24D 11/008
 206/395
 5,183,479 A * 2/1993 Grimes B24D 11/008
 427/240

(73) Assignee: **Acurable Limited**, London (GB)

(**) Term: **15 Years**

(21) Appl. No.: **29/684,642**

(22) Filed: **Mar. 22, 2019**

(30) **Foreign Application Priority Data**

Feb. 14, 2019 (EM) 006254520-0001
 Feb. 14, 2019 (EM) 006254520-0002

(51) **LOC (12) Cl.** **24-04**

(52) **U.S. Cl.**
 USPC **D24/189**

(58) **Field of Classification Search**

USPC D24/189, 206, 190; D19/1
 CPC A61L 15/26; A61L 15/58; A61L 15/60;
 A61L 15/425; A61F 13/0203; A61F
 13/0246; A61F 2013/00748; A61F
 13/0223; A61F 13/0276; A61F 13/022;
 A61F 2013/00604; A61F 2013/00846;
 A61F 13/0206; A61F 13/023; A61F
 2013/00578; A61F 2013/00587; A61F
 2013/00804; A61F 2013/00885; A61F
 2013/53445; A61F 2013/51078

See application file for complete search history.

(56) **References Cited**

U.S. PATENT DOCUMENTS

487,540 A * 12/1892 Ralph B65D 85/48
 206/451
 1,361,705 A * 12/1920 Fishel A44C 17/02
 63/20

(Continued)

Primary Examiner — Jennifer L Watkins

(74) *Attorney, Agent, or Firm* — Sterne, Kessler,
 Goldstein & Fox P.L.L.C.

(57) **CLAIM**

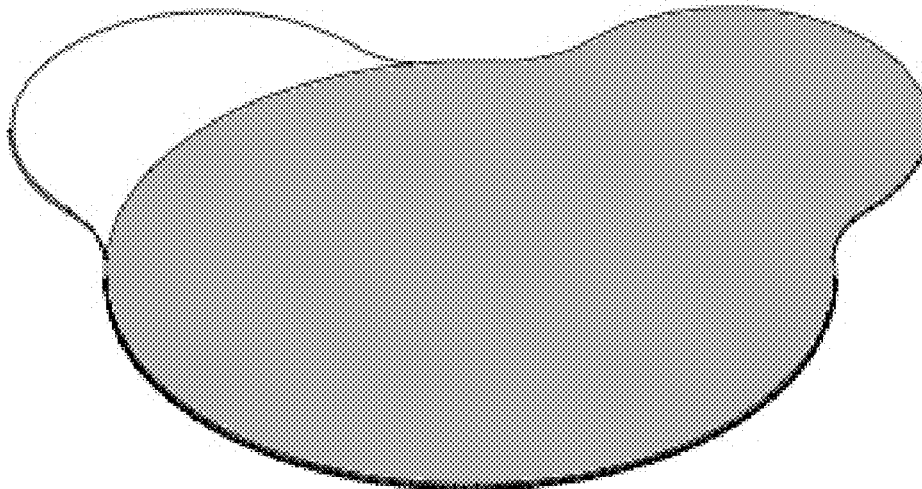
The ornamental design for an adhesive article, as shown.

DESCRIPTION

The file of this patent contains at least one drawing/photo-
 graph executed in color. Copies of this patent with color
 drawing(s)/photograph(s) will be provided by the Office
 upon request and payment of the necessary fee.

FIG. 1 is a perspective view of an adhesive article showing
 the claimed design;
 FIG. 2 is a top view thereof;
 FIG. 3 is a front view thereof;
 FIG. 4 is another perspective view thereof;
 FIG. 5 is a perspective view of another embodiment of an
 adhesive article showing the claimed design;
 FIG. 6 is a top view thereof;
 FIG. 7 is a front view thereof; and,
 FIG. 8 is another perspective view thereof.

1 Claim, 8 Drawing Sheets
(4 of 8 Drawing Sheet(s) Filed in Color)



(56)

References Cited

U.S. PATENT DOCUMENTS

5,702,128 A * 12/1997 Maxim A61B 90/39
283/100
D402,027 S * 12/1998 Elwell D24/110.5
6,062,234 A * 5/2000 Finocchiaro A45D 33/00
132/294
D428,930 S * 8/2000 Dunlap D20/22
D516,212 S * 2/2006 Persson D24/128
D544,607 S * 6/2007 Henry D24/189
D674,903 S * 1/2013 Harder D24/189
D702,361 S * 4/2014 Weber D24/200
D759,828 S * 6/2016 Riedle D24/189
D768,945 S * 10/2016 Chen D32/35
D795,442 S * 8/2017 Arbesman D24/189
D798,462 S * 9/2017 Sengelmann D24/189
D821,589 S * 6/2018 Sakotic D24/189
D831,220 S * 10/2018 Chase D24/189
D833,626 S * 11/2018 Nojiri D24/189
D851,261 S * 6/2019 Ricks D24/189
D868,133 S * 11/2019 Disciullo D16/219
D879,971 S * 3/2020 Treglia D24/189
10,639,207 B1 * 5/2020 Harder A61F 13/025
D888,406 S * 6/2020 Goldman D2/999
D889,078 S * 7/2020 Day D2/877
2008/0039759 A1 * 2/2008 Holm A61F 13/0226
602/41
2014/0288477 A1 * 9/2014 Shulman A61F 17/00
602/54

* cited by examiner

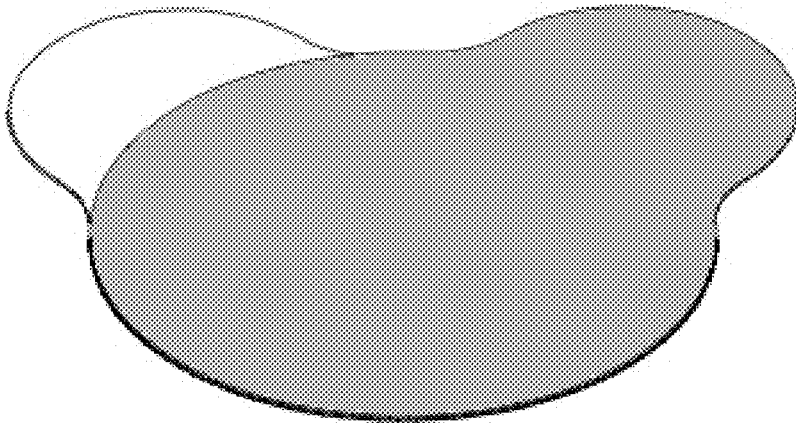


FIG. 1

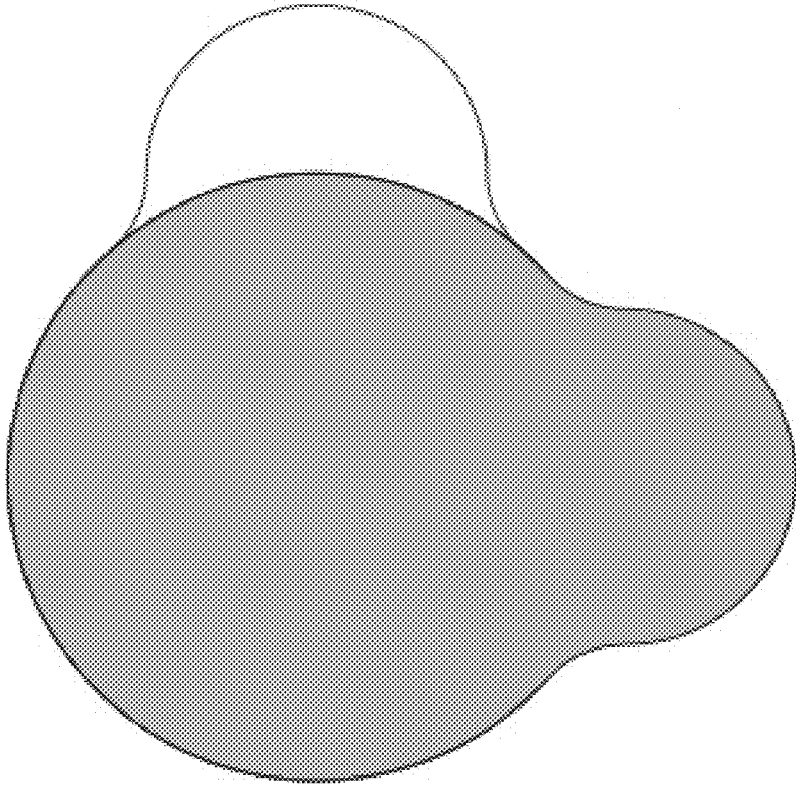


FIG. 2



FIG. 3

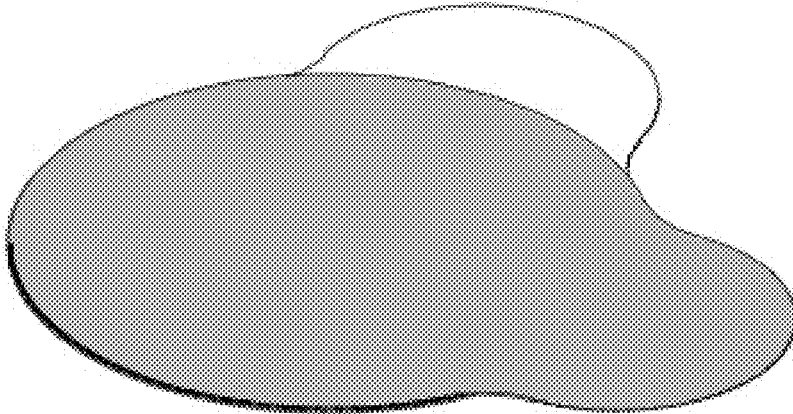


FIG. 4

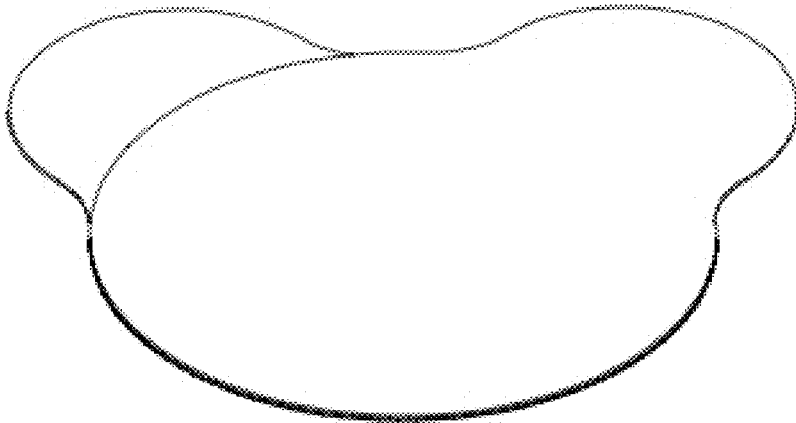


FIG. 5

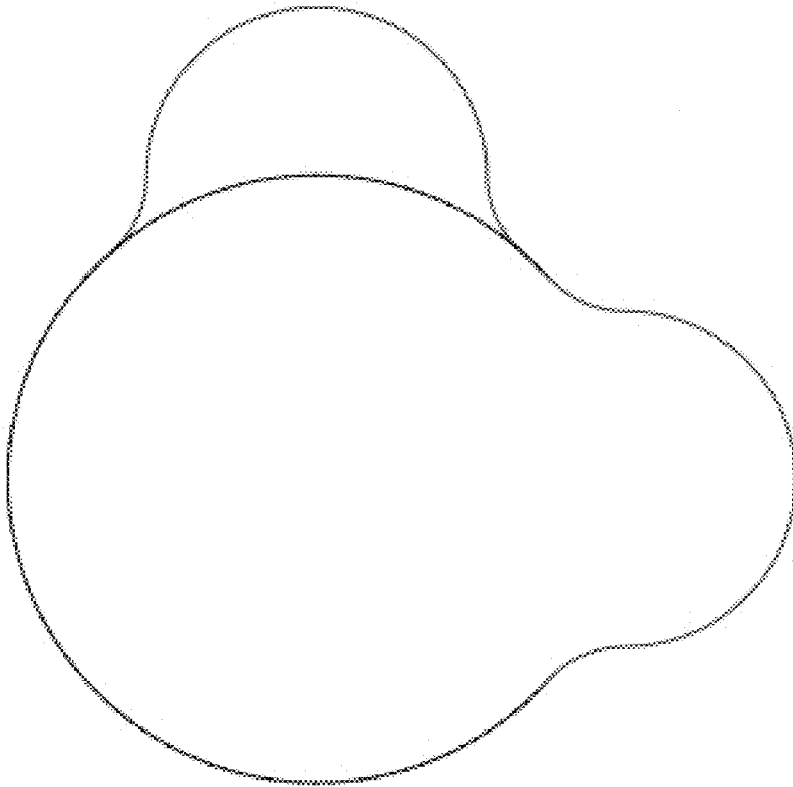


FIG. 6



FIG. 7




FIG. 8