

[54] DUAL APPLICATOR MARKING INSTRUMENT

[76] Inventor: John Lovell, 4617 Central Ave., North, Ste. C, Knoxville, Tenn. 37912

[\*\*] Term: 14 Years

[21] Appl. No.: 743,050

[22] Filed: Jun. 10, 1985

[52] U.S. Cl. .... D19/43

[58] Field of Search ..... D19/35, 36, 41-51; D28/85, 88; 401/209, 261, 262, 34

[56] References Cited

U.S. PATENT DOCUMENTS

- D. 220,296 3/1971 Berlin ..... D19/42
- D. 279,992 8/1985 Cribb ..... D19/43
- D. 286,163 10/1986 Shintani ..... D19/43
- D. 286,546 11/1986 Funahashi ..... D19/43


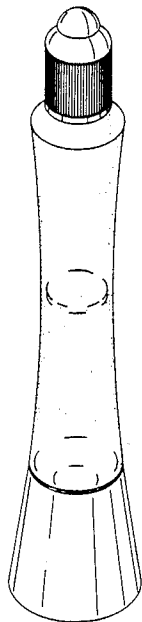
Primary Examiner—Charles A. Rademaker  
Attorney, Agent, or Firm—Pitts and Brittan

[57] CLAIM

The ornamental design of a dual applicator marking instrument, as shown.

DESCRIPTION

FIG. 1 is a perspective view of a dual applicator marking instrument showing my new design; FIG. 2 is a side elevational view thereof, all side elevational views thereof being identical; FIG. 3 is a side elevational view thereof with the upper and lower applicator caps removed; FIG. 4 is a top plan view thereof; FIG. 5 is a top plan view thereof with the upper and lower applicator caps removed, the bottom view thereof with the upper and lower applicator caps removed being identical thereto; and FIG. 6 is a bottom plan view thereof.



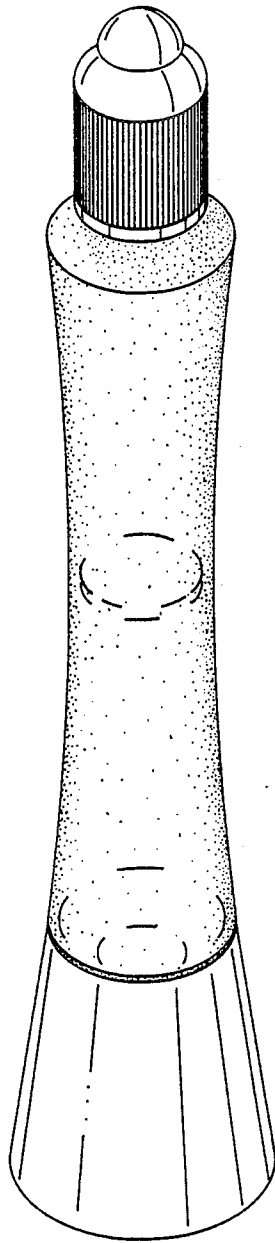


FIG. 1

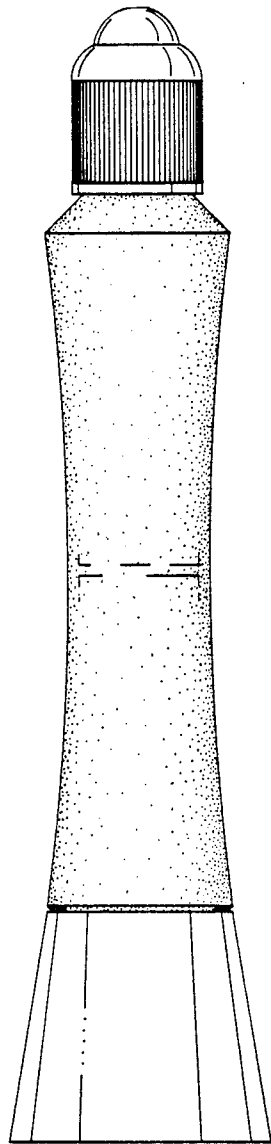


FIG. 2

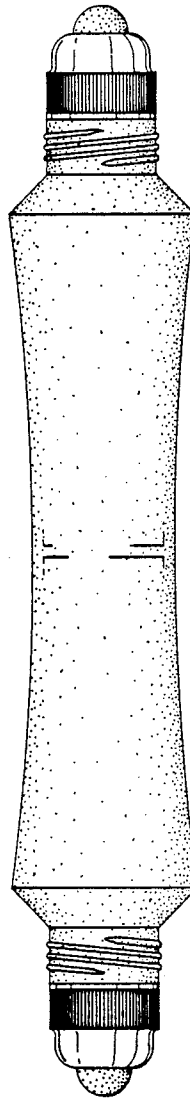
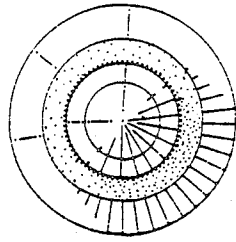
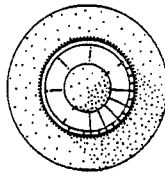


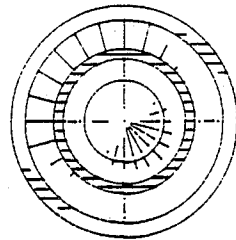
FIG. 3



**FIG. 4**



**FIG. 5**



**FIG. 6**