



(51) International Patent Classification:

C22F 1/04 (2006.01) *C22C 21/00* (2006.01)
C22F 1/00 (2006.01) *B21C 47/02* (2006.01)

(21) International Application Number:

PCT/US2016/034260

(22) International Filing Date:

26 May 2016 (26.05.2016)

(25) Filing Language:

English

(26) Publication Language:

English

(30) Priority Data:

62/168,194 29 May 2015 (29.05.2015) US

(71) **Applicant:** ALCOA INC. [US/US]; 201 Isabella Street,
Alcoa Corporate Center, Pittsburgh, Pennsylvania 15212-
5858 (US).

(72) **Inventors:** BRYANT, James Daniel; 5089 Cypress Drive,
Murrysville, Pennsylvania 15668 (US). WELLER, Coleen
E.; 5624 Crestmont Avenue, Verona, Pennsylvania 15147
(US). MOOY, Dirk C.; 5541 Charter Oaks Drive, Bettend-
dorf, Iowa 52722 (US). MEISSEN, Zachariah D.; 2423
E. 46th Street, Davenport, Iowa 52807 (US).

(74) **Agent:** BRIGGS, Heath J.; Greenberg Traurig, LLP, c/o
Alcoa Inc., 100 Technical Drive, Alcoa Center,
Pennsylvania 15069 (US).

(81) **Designated States** (*unless otherwise indicated, for every
kind of national protection available*): AE, AG, AL, AM,

AO, AT, AU, AZ, BA, BB, BG, BH, BN, BR, BW, BY,
BZ, CA, CH, CL, CN, CO, CR, CU, CZ, DE, DK, DM,
DO, DZ, EC, EE, EG, ES, FI, GB, GD, GE, GH, GM, GT,
HN, HR, HU, ID, IL, IN, IR, IS, JP, KE, KG, KN, KP, KR,
KZ, LA, LC, LK, LR, LS, LU, LY, MA, MD, ME, MG,
MK, MN, MW, MX, MY, MZ, NA, NG, NI, NO, NZ, OM,
PA, PE, PG, PH, PL, PT, QA, RO, RS, RU, RW, SA, SC,
SD, SE, SG, SK, SL, SM, ST, SV, SY, TH, TJ, TM, TN,
TR, TT, TZ, UA, UG, US, UZ, VC, VN, ZA, ZM, ZW.

(84) **Designated States** (*unless otherwise indicated, for every
kind of regional protection available*): ARIPO (BW, GH,
GM, KE, LR, LS, MW, MZ, NA, RW, SD, SL, ST, SZ,
TZ, UG, ZM, ZW), Eurasian (AM, AZ, BY, KG, KZ, RU,
TJ, TM), European (AL, AT, BE, BG, CH, CY, CZ, DE,
DK, EE, ES, FI, FR, GB, GR, HR, HU, IE, IS, IT, LT, LU,
LV, MC, MK, MT, NL, NO, PL, PT, RO, RS, SE, SI, SK,
SM, TR), OAPI (BF, BJ, CF, CG, CI, CM, GA, GN, GQ,
GW, KM, ML, MR, NE, SN, TD, TG).

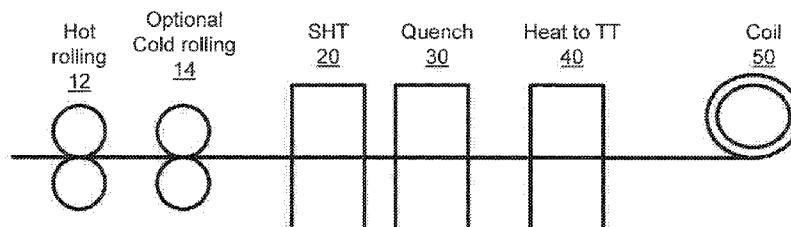
Declarations under Rule 4.17:

- as to applicant's entitlement to apply for and be granted a patent (Rule 4.17(ii))
- as to the applicant's entitlement to claim the priority of the earlier application (Rule 4.17(iii))

Published:

- with international search report (Art. 21(3))

(54) **Title:** NEW 6XXX ALUMINUM ALLOYS AND METHODS OF MAKING THE SAME

**FIG. 2**

(57) **Abstract:** New 6xxx aluminum alloy sheet products and methods of making the same are disclosed. The new methods may include preparing a 6xxx aluminum alloy sheet product for solution heat treatment, solution heat treating and then quenching the 6xxx aluminum alloy sheet product, and then exposing the 6xxx aluminum alloy sheet product to a treatment temperature of from 30C to 60C for 0.2 to 300 seconds. After the exposing step, the 6xxx aluminum alloy sheet product may be coiled and then placed in an ambient environment. Due to the post-quench heating and subsequent exposure to ambient, a preselected amount of Newtonian cooling may be induced, thereby creating a unique and consistent microstructure within the 6xxx aluminum alloy sheet products.



NEW 6XXX ALUMINUM ALLOYS AND METHODS OF MAKING THE SAME**BACKGROUND**

[0001] 6xxx aluminum alloys are aluminum alloys having magnesium and silicon as the major alloying elements. 6xxx alloys may be strengthened due to precipitation of magnesium-silicon and/or magnesium-silicon-copper phases via appropriate tempering operations. However, improving one property of a 6xxx aluminum alloy without degrading another property often proves elusive. For example, it is difficult to increase the strength of a 6xxx alloy without decreasing its ductility. Other properties of interest for aluminum alloys include corrosion resistance and weldability, among others.

SUMMARY OF THE DISCLOSURE

[0002] Broadly the present patent application relates to new methods of producing 6xxx aluminum alloy sheet products. The new methods may result in products having more consistent properties. Referring now to FIG. 1, a method may include the steps of preparing (10) a 6xxx aluminum alloy sheet product for solution heat treating (20) and subsequent quenching (30). After the quenching (30), the method may include heating (40) the 6xxx aluminum alloy sheet product to a treatment temperature (e.g., from 30°C to 60°C for a period of 0.2 to 300 seconds), followed by coiling (50) of the 6xxx aluminum alloy sheet product. The coiled 6xxx aluminum alloy sheet product may then be exposed to ambient conditions (60). In one embodiment, at least the solution heat treating (20), quenching (30), heating (40) and coiling (50) steps take place continuously and in-line. Due to at least the heating step (40), the coiled 6xxx aluminum alloy sheet product may realize more consistent and improved strength properties. For instance, the 6xxx aluminum alloy sheet product may realize more consistent strength and ductility, facilitating consistent customer specification attainment and/or facilitating more consistent stamping and/or end strength attainment (e.g., for automotive manufacturers).

[0003] Still referring to FIG. 1, the preparing step (10) may include any suitable conventional operations to prepare the 6xxx aluminum alloy sheet product. For instance, and with reference now to FIGS. 1-3, the preparing step (10) may include casting (e.g., continuous casting, DC ingot casting) (step not illustrated), hot rolling (12), optional cold rolling (14), and with any number of suitable annealing steps (not illustrated) in between or subsequent to any of the hot rolling (12) and/or cold rolling (14) steps. The hot rolling (12) and any optional cold rolling (14) may be completed in any number of steps suitable to reach

a final gauge product. After completion of the rolling, the 6xxx aluminum alloy sheet product may be at final gauge. A sheet product is defined by ANSI H35.2 as a product having a final gauge thickness of from 0.006 to 0.249 inch, and that definition applies to the new 6xxx aluminum alloy sheet product described herein. In one embodiment, the preparing step (10) includes continuously casting and then rolling the 6xxx aluminum alloy sheet product in-line, optionally with any appropriate annealing steps.

[0004] Referring still to FIGS. 1-3, after the preparing step (10), the 6xxx aluminum alloy sheet product is solution heat treated (20) and then quenched (30). In one embodiment, the solution heat treatment (20) and quenching (30) steps are completed continuously and in-line with at least the hot rolling (12) and any optional cold rolling (14) steps. In one embodiment, the solution heat treatment (20) and quenching (30) are completed continuously and in-line with the casting, the hot rolling (12) and any optional cold rolling (14) steps.

[0005] The solution heating treating step (20) heats the 6xxx aluminum alloy sheet product to a temperature sufficiently high to solutionize the alloy (e.g., to place soluble particles in solid solution). The new 6xxx aluminum alloy sheet product is then immediately quenched (30), generally by contacting the 6xxx aluminum alloy sheet product with a liquid (e.g., water) and/or a gas (e.g., air). After the quenching step (30), the new 6xxx aluminum alloy sheet product is generally at ambient temperature.

[0006] After the quenching (30) the new 6xxx aluminum alloy sheet product is then heated (40) to a treatment temperature of from 30°C to 60°C and for a period of from 0.2 to 300 seconds. The heating step (40) occurs for a period sufficient such that the new 6xxx aluminum alloy sheet product achieves the treatment temperature. Upon achievement of the treatment temperature the new 6xxx aluminum alloy sheet product may be removed from the heating apparatus (e.g., an infrared or induction heating apparatus) and then coiled (60). In other words, the new 6xxx aluminum alloy sheet product is generally not appreciably held at the treatment temperature, which may result in isothermal treatment of the product. In this regard, the residence time of the new 6xxx aluminum alloy sheet product in the heating apparatus may be from 0.2 to 300 seconds. In one embodiment, the residence time of the new 6xxx aluminum alloy sheet product in the heating apparatus may be from 0.2 to 150 seconds. In another embodiment, the residence time of the new 6xxx aluminum alloy sheet product in the heating apparatus may be from 0.2 to 75 seconds. In yet another embodiment, the residence time of the new 6xxx aluminum alloy sheet product in the heating apparatus

may be from 0.2 to 30 seconds. In another embodiment, the residence time of the new 6xxx aluminum alloy sheet product in the heating apparatus may be from 0.2 to 15 seconds. In yet another embodiment, the residence time of the new 6xxx aluminum alloy sheet product in the heating apparatus may be from 0.2 to 10 seconds. In another embodiment, the residence time of the new 6xxx aluminum alloy sheet product in the heating apparatus may be from 0.2 to 5 seconds. In yet another embodiment, the residence time of the new 6xxx aluminum alloy sheet product in the heating apparatus may be from 0.2 to 4 seconds. In another embodiment, the residence time of the new 6xxx aluminum alloy sheet product in the heating apparatus may be from 0.2 to 3 seconds. In yet another embodiment, the residence time of the new 6xxx aluminum alloy sheet product in the heating apparatus may be from 0.2 to 2 seconds. In one embodiment, the heating step (40) occurs continuously and in-line with at least the hot rolling (12), optional cold rolling (14), solution heat treating (20), and quenching steps (30), and optionally in-line with the initial casting of the aluminum alloy.

[0007] The treatment temperature of the heating step (40) is generally in the range of from 30° to 60°C. As shown by the data in the below examples, the heating step (40) may stabilize the product and provides for more consistent as-received properties for customers (e.g., for automotive manufacturers). In one embodiment, the treatment temperature of the heating step (40) is from 30° to 55°C. In another embodiment, the treatment temperature of the heating step (40) is from 30° to 50°C. In yet another embodiment, the treatment temperature of the heating step (40) is above 30°C but below 50°C. In one embodiment, the new 6xxx aluminum alloy sheet product is an AA6111 aluminum alloy sheet product requiring an as-received tensile yield strength of at least 145 MPa thirty (30) days post-quench. In this embodiment, the treatment temperature of the heating step (40) may be from 30°C to 45°C, for instance.

[0008] After the heating step (40), the new 6xxx aluminum alloy sheet product is generally coiled (50). The coiling (50) may include any conventional coiling operations including leveling of the product. After the coiling step (50), the new 6xxx aluminum alloy sheet product is generally placed in / exposed to an ambient environment (60). Due to the heating step (40), the coiled 6xxx aluminum alloy sheet product is generally hotter than ambient, and thus the coiled 6xxx aluminum alloy sheet product may naturally cool (Newtonian cooling) to ambient temperature over a period of time.

[0009] The combination of the heating (40) and the Newtonian cooling by exposure to ambient (60) may impart a unique and consistent microstructure to the new 6xxx aluminum

alloy sheet product, thereby imparting consistent properties to the coiled 6xxx aluminum alloy sheet product. Indeed, for any given ambient environment, a Newtonian cooling curve may be derived relative to a predetermined coil size and/or coil target temperature. Thus, and referring now to FIGS. 1 and 4, a method may include determining the ambient temperature (100), such as the ambient temperature of a location where the coiled 6xxx aluminum alloy sheet product may be stored. This ambient temperature information may then be provided (200) to a controller associated with a post-quench heating apparatus of the heating step (40). The post-quench treatment temperature may thus be selected and controlled (300) based on the determined ambient temperature, and the heating step (40) may be completed (400) at the selected treatment temperature to provide the appropriate amount of Newtonian cooling to the coiled 6xxx aluminum alloy sheet product. The post-quench, thermally treated 6xxx aluminum alloy sheet product may then be coiled and placed in the ambient environment (500), where the coiled 6xxx aluminum alloy sheet product may achieve the selected amount of Newtonian cooling so as to achieve the unique and consistent microstructure. In some embodiments, prior to the heating step (400), a predetermined Newtonian cooling curve may be selected, and the treatment temperature of the heating step (40) may be selected based on the predetermined Newtonian cooling curve and the ambient temperature, thereby facilitating achievement of the selected amount of Newtonian cooling. The method may optionally include shipping the coiled product to a customer (600). The product as-received by the customer may thus consistently meet customer specifications due to the unique methods described herein.

[0010] Indeed, and with reference now to FIG. 5, due to the unique methods described herein, the product as-received by the customer may consistently meet customer specifications, and the customer may be able to more readily and consistently form an end product (700) (e.g., stamping into an automotive component). After the forming (700) the end product may be painted and then baked (800) (e.g., at 180°C for 20 minutes), which may act as an artificial aging treatment for the 6xxx aluminum alloy sheet product. The painted and baked end product may also thus realize consistent properties. The new methods described herein may be suitable for any industry, but are especially suitable to the automotive industry where consistent as-received properties may be required.

[0011] The new methods described herein may be applicable to any suitable 6xxx aluminum alloy. In one embodiment, the 6xxx aluminum alloy is an AA6111 aluminum alloy having 0.6 - 1.1 wt. % Si, 0.5 - 1.0 wt. % Mg, 0.50 - 0.9 wt. % Cu, 0.10 - 0.45 wt. %

Mn, up to 0.40 wt. % Fe, up to 0.10 wt. % Cr, up to 0.15 wt. % Zn, up to 0.10 wt. % Ti, the balance being aluminum and unavoidable impurities.

[0012] In another embodiment the 6xxx aluminum alloy is an AA6022 aluminum alloy having 0.8 - 1.5 wt. % Si, 0.45 - 0.7 wt. % Mg, 0.01 - 0.11 wt. % Cu, 0.02 - 0.10 wt. % Mn, 0.05 - 0.20 wt. % Fe, up to 0.10 wt. % Cr, up to 0.25 wt. % Zn, up to 0.15 wt. % Ti, the balance being aluminum and unavoidable impurities.

[0013] In another embodiment the 6xxx aluminum alloy is an AA6016 aluminum alloy having 1.0 - 1.5 wt. % Si, 0.25 - 0.6 wt. % Mg, up to 0.20 wt. % Cu, up to 0.20 wt. % Mn, up to 0.50 wt. % Fe, up to 0.10 wt. % Cr, up to 0.20 wt. % Zn, up to 0.15 wt. % Ti, the balance being aluminum and unavoidable impurities.

[0014] In another embodiment the 6xxx aluminum alloy is an AA6014 aluminum alloy having 0.30 - 0.6 wt. % Si, 0.40 - 0.8 wt. % Mg, up to 0.25 wt. % Cu, 0.05 - 0.20 wt. % Mn, up to 0.35 wt. % Fe, up to 0.20 wt. % Cr, up to 0.10 wt. % Zn, 0.05 - 0.20 V, up to 0.10 wt. % Ti, the balance being aluminum and unavoidable impurities.

[0015] In another embodiment the 6xxx aluminum alloy is an AA6013 aluminum alloy having 0.6 - 1.0 wt. % Si, 0.8 - 1.2 wt. % Mg, 0.6 - 1.1 wt. % Cu, 0.20 - 0.8 wt. % Mn, up to 0.50 wt. % Fe, up to 0.10 wt. % Cr, up to 0.25 wt. % Zn, up to 0.10 wt. % Ti, the balance being aluminum and unavoidable impurities.

[0016] These and other aspects and advantages, and novel features of this new technology are set forth in part in the description that follows and will become apparent to those skilled in the art upon examination of the following description and figures, or may be learned by practicing one or more embodiments of the technology provided for by the present disclosure.

BRIEF DESCRIPTION OF THE DRAWINGS

[0017] FIG. 1 is a flow chart illustrating one embodiment of a new method of preparing a coiled 6xxx aluminum alloy product.

[0018] FIG. 2 is a schematic view of one embodiment of apparatus for achieving the method of FIG. 1.

[0019] FIG. 3 is a graphical representation (not to scale) of the thermal exposure schedule of a 6xxx aluminum alloy product preparing in accordance with FIGS. 1-2.

[0020] FIG. 4 is a flow chart illustrating one embodiment of a method of selecting the post-quench treatment temperature.

[0021] FIG. 5 is a flow chart illustrating additional embodiments of FIG. 4.

[0022] FIG. 6 is a graph illustrating the tensile yield strength properties as a function of post-quench time (heat treatment time plus subsequent natural aging time) for Example 2 alloys.

DETAILED DESCRIPTION

[0023] The below examples at least partially assist in illustrating various pertinent aspects of the technology described herein. Unless otherwise indicated, all mechanical properties (strength, elongation) were tested in accordance with ASTM E8 (Rev. 13a) and ASTM B557 (Rev. 14) and in the long-transverse (LT) direction. All reported values are the average of at least duplicate specimens, unless otherwise indicated. Tensile yield strength may be abbreviated “TYS” and is reported in MPa, unless otherwise indicated. Ultimate tensile strength may be abbreviated “UTS” and is reported in MPa, unless otherwise indicated. Elongation may be abbreviated “Elong.” and is reported in percent (%), unless otherwise indicated. Natural aging may be abbreviated “NA”. Simulated paint bake may be abbreviated PB. Post-quench may be labeled “PQ”. Treatment temperature may be abbreviated “TT”.

Example 1 – Isothermal Testing of 6111 Alloys

[0024] A 6111 alloy sheet product was prepared by hot rolling a 6111 aluminum alloy ingot to form an intermediate gauge product, and then cold rolling the product to a final gauge of about 2.7 mm. The final gauge product was then solution heat treated and quenched. Various pieces of the product were then brought to isothermal holding temperatures of 0, 10, 21 or 38°C by placing the various pieces in an appropriate heating or cooling apparatus. The products were then held at the hold temperatures for about 4 days. Subsequently, the products were removed from the apparatus and allowed to reach ambient temperature (these products are called “0 days of natural aging” or “0-NA”, below), after which the tensile yield strengths (TYS) were measured. Some of the products were then naturally aged at ambient temperature for 10 or 26 days, after which the TYS(LT) were measured (these products are called “10 days of natural aging” or “10-NA”, and “26 days of natural aging,” or and “26-NA”, respectively, below). Next, some of the products were given a simulated paint bake (PB) cycle (180°C for 20 minutes) after which the TYS(LT) were again measured. Table 1, below, contains the measured TYS(LT) values.

TABLE 1 – Measured TYS(LT) values of T4 Example 1 Alloys (in MPa)

Sample	0°C Hold Temp	10°C Hold Temp	21°C Hold Temp	38°C Hold Temp
Sample 1 (0-NA)	94	113	124	128
Sample 2 (10-NA)	142	142	138	131
Sample 3 (26-NA)	147	147	141	132
Max Variance	54	34	17	3
Sample 4 (0-NA + PB)	146	141	143	155
Sample 5 (10-NA + PB)	141	140	145	156
Sample 6 (26-NA + PB)	139	140	145	156
Max Variance	-7	-1	2	1

[0025] As shown in Table 1, the TYS(LT) for the tested alloys prior to the paint bake cycle was most consistent (i.e., the maximum variance was small) for the alloys held at a hold temperature of 38°C. Table 1 also demonstrates that the absolute TYS(LT) values after PB were highest for the alloys held at a temperature of 38°C, as well as demonstrating the lowest variance. As demonstrated in Table 2, below, the paint bake response was also more consistent (i.e., the maximum variance was small) for the alloys held at the hold temperature of 38°C. The paint bake response is the difference in strength between the NA+PB and the NA samples). Additionally, the paint bake response at 10 days and 26 days of natural aging (after a four day hold at a temperature of 38°C) were higher than any other hold temperature tested.

TABLE 2 – Strength increase (in MPa) due to simulated paint baking for Example 1 alloys

	0°C Hold Temp	10°C Hold Temp	21°C Hold Temp	38°C Hold Temp
Sample 4 - Sample 1	52	28	19	27
Sample 5 - Sample 2	-1	-2	7	25
Sample 6 - Sample 3	-8	-7	5	24
Max Variance	60	35	14	3

Example 2 – Non-Isothermal Testing of 6111 Alloys

[0026] A 6111 alloy sheet product was prepared by hot rolling a 6111 aluminum alloy ingot to form an intermediate gauge product, and then cold rolling the product to a final gauge of about 2.7 mm. The final gauge product was then solution heat treated and quenched. Various pieces of the product were then placed in a heating apparatus and heated to treatment temperatures (TT) of 27, 32, 38, 43 and 49°C. Some pieces were also left at ambient (about 23°C) as a control. After reaching their treatment temperature, the heated products were then controllably cooled to ambient temperature (about 23°C) over a period of

48 hours to simulate Newtonian cooling of an industrial size coil of 6111 sheet. Mechanical properties of the samples were then measured for various times, as measured post-quench (referred to as “x day PQ”, below). Mechanical properties were tested in accordance with ASTM B557. Tables 3-5, below, contain the measured properties.

TABLE 3 – Tensile yield strengths of Newtonian cooled Example 2 samples

Post-Quench Exposure (°C)	Newtonian Cooling Time to 23°C (hrs)	Tensile Yield Strength						Variance			
		4 days PQ	14 days PQ	30 days PQ	90 days PQ	180 days PQ		4 to 14 days	4 to 30 days	4 to 90 days	4 to 180 days
Ambient (≈ 23°C)	48	132	144	149	152	155		12	17	20	23
27	48	130	138	143	146	151		8	13	16	21
32	48	129	138	142	146	151		9	13	17	22
38	48	126	134	137	142	146		8	11	18	20
43	48	122	128	133	137	142		6	11	15	20
49	48	121	127	131	134	139		6	10	13	18

TABLE 4 – Ultimate tensile strengths of Newtonian cooled Example 2 samples

Post-Quench Exposure (°C)	Newtonian Cooling Time to 23°C (hrs)	Ultimate Tensile Strength						Variance			
		4 days PQ	14 days PQ	30 days PQ	90 days PQ	180 days PQ		4 to 14 days	4 to 30 days	4 to 90 days	4 to 180 days
Ambient (≈ 23°C)	48	272	283	288	293	296		11	16	21	24
27	48	269	278	282	287	292		9	13	18	23
32	48	269	278	282	287	292		9	13	18	23
38	48	265	273	276	282	288		8	11	17	23
43	48	263	268	272	278	283		5	9	15	20
49	48	262	266	269	273	278		4	7	11	16

TABLE 5 – Elongation of Newtonian cooled Example 2 samples

Post-Quench Exposure (°C)	Newtonian Cooling Time to 23°C (hrs)	Elongation (%)						Variance			
		4 days PQ	14 days PQ	30 days PQ	90 days PQ	180 days PQ		4 to 14 days	4 to 30 days	4 to 90 days	4 to 180 days
Ambient (≈ 23°C)	48	27	27	28	27	29		0	1	0	2
27	48	27	28	27	28	28		1	0	1	1
32	48	27	28	28	28	28		1	1	1	1
38	48	27	27	28	28	28		0	1	1	1

43	48	27	27	28	28	29		0	1	1	2
49	48	28	28	28	28	27		0	0	0	1

[0027] In addition to natural aging properties, mechanical properties were also measured after a simulated paint bake cycle of 180°C for 20 minutes, both with and without a 2% pre-stretch (the 2% pre-stretch is used to simulate the strain imposed during automotive stamping). Tables 6-7, below contain the measured data. FIG. 6 illustrates the effect of the post-quenching thermal treatments on the strength properties of the alloys. (The simulated paint bake alloys without a pre-stretch all realized an elongation of 26-28%, and the simulated paint bake alloys with a 2% pre-stretch all realized an elongation of 23-25%.

TABLE 6 – Strengths of Newtonian cooled Example 2 samples after simulated paint bake

Post-Quench Exposure (°C)	Newtonian Cooling Time to 23°C (hrs)	TYS / (UTS) Properties				
		4 days PQ + 180°C/20 min.	14 days PQ + 180°C/20 min.	30 days PQ + 180°C/20 min.	90 days PQ + 180°C/20 min.	180 days PQ + 180°C/20 min.
Ambient (≈ 23°C)	48	148 / (273)	146 / (273)	147 / (273)	147 / (274)	146 / (273)
27	48	150 / (276)	150 / (275)	149 / (274)	150 / (278)	151 / (278)
32	48	153 / (278)	153 / (277)	154 / (279)	153 / (280)	153 / (281)
38	48	158 / (281)	160 / (282)	158 / (283)	156 / (282)	156 / (281)
43	48	162 / (283)	163 / (284)	160 / (284)	161 / (285)	160 / (283)
49	48	172 / (290)	175 / (292)	171 / (291)	169 / (289)	165 / (285)

TABLE 7 – Tensile yield strengths of Newtonian cooled Example 2 samples after 2% stretch and a simulated paint bake

Post-Quench Exposure (°C)	Newtonian Cooling Time to 23°C (hrs)	TYS / (UTS) Properties			
		4 days PQ + 2% stretch + 180°C/20 min.	14 days PQ + 2% stretch + 180°C/20 min.	30 days PQ + 2% stretch + 180°C/20 min.	90 days PQ + 2% stretch + 180°C/20 min.
Ambient (≈ 23°C)	48	190 / (280)	194 / (284)	193 / (285)	194 / (286)
27	48	198 / (287)	199 / (289)	198 / (289)	202 / (291)
32	48	200 / (289)	202 / (292)	200 / (291)	203 / (292)
38	48	203 / (292)	207 / (296)	204 / (294)	209 / (296)

43	48	208 / (295)	211 / (297)	207 / (295)	209 / (296)
49	48	218 / (301)	219 / (302)	213 / (300)	212 / (299)

[0028] As shown above and in FIG. 6, heating the samples by from 5° to 26°C above ambient, post-quench, and allowing these alloys to slow cool following Newtonian cooling rates of a large coil results in more consistent performance by the alloy. For instance, the control sample left at ambient (about 23°C) realized a significant increase in natural aging strength from 4 to 30 days (PQ), but a decrease in simulated paint bake strength. The large increase in natural aging strength would be expected to impact the consistency in subsequent forming operations (e.g., stamping) since yield strength changes may affect metal spring-back and may ultimately require re-tuning (e.g., machining) of stamping dies. While an increase in naturally aged strength may be detrimental to consistent stamping performance, a decrease in post-paint bake strength is also detrimental. The samples brought to temperatures from 32°C to 49°C and allowed to slowly cool following Newtonian cooling rates of a large coil all realized higher and more consistent simulated paint bake responses as compared to the 23°C and 27°C samples. Further, the samples aged at from 32°C to 43°C would be expected to achieve a TYS of at least 145 MPa, if leveled, as would occur during conventional coiling.

[0029] While various embodiments of the new technology described herein have been described in detail, it is apparent that modifications and adaptations of those embodiments will occur to those skilled in the art. However, it is to be expressly understood that such modifications and adaptations are within the spirit and scope of the presently disclosed technology.

CLAIMS

What is claimed is:

1. A method comprising:
 - (a) preparing a 6xxx aluminum alloy sheet product for solution heat treatment;
 - (b) after the preparing step, solution heat treating and then quenching the 6xxx aluminum alloy sheet product;
 - (c) after the solution heat treating and quenching step, exposing the 6xxx aluminum alloy sheet product to a treatment temperature of from 30°C to 60°C for 0.2 to 300 seconds;
 - (d) after the exposing step, coiling the 6xxx aluminum alloy sheet product into a coiled 6xxx aluminum alloy sheet product;
 - (e) after the coiling step, moving the coiled 6xxx aluminum alloy sheet product to an ambient environment.
2. The method of claim 1, further comprising:
 - prior to the exposing step, determining the ambient temperature of the ambient environment; and
 - selecting the treatment temperature based on the ambient temperature.
3. The method of claim 1, comprising:
 - cooling the coiled 6xxx aluminum alloy sheet product from the treatment temperature to ambient temperature, wherein the cooling comprises Newtonian cooling.
4. The method of claim 1, wherein the 6xxx aluminum alloy is selected from the group consisting of AA6111, AA6022, AA6016, and AA6014.
5. The method of claim 1, wherein the exposing comprises heating the 6xxx aluminum alloy sheet product via an infrared or induction heating apparatus.
6. The method of claim 5, wherein the residence time of the 6xxx aluminum alloy in the infrared or induction heating apparatus is from 0.2 to 5 seconds.
7. The method of claim 6, wherein the exposing step (c) comprises exposing the 6xxx aluminum alloy sheet product to a treatment temperature of from 30°C to 55°C.

8. The method of claim 6, wherein the exposing step (c) comprises exposing the 6xxx aluminum alloy sheet product to a treatment temperature of from 30°C to 50°C.
9. The method of claim 6, wherein the exposing step (c) comprises exposing the 6xxx aluminum alloy sheet product to a treatment temperature of from 30°C to below 50°C.
10. The method of claim 6, wherein the exposing step (c) comprises exposing the 6xxx aluminum alloy sheet product to a treatment temperature of from 30°C to 45°C.

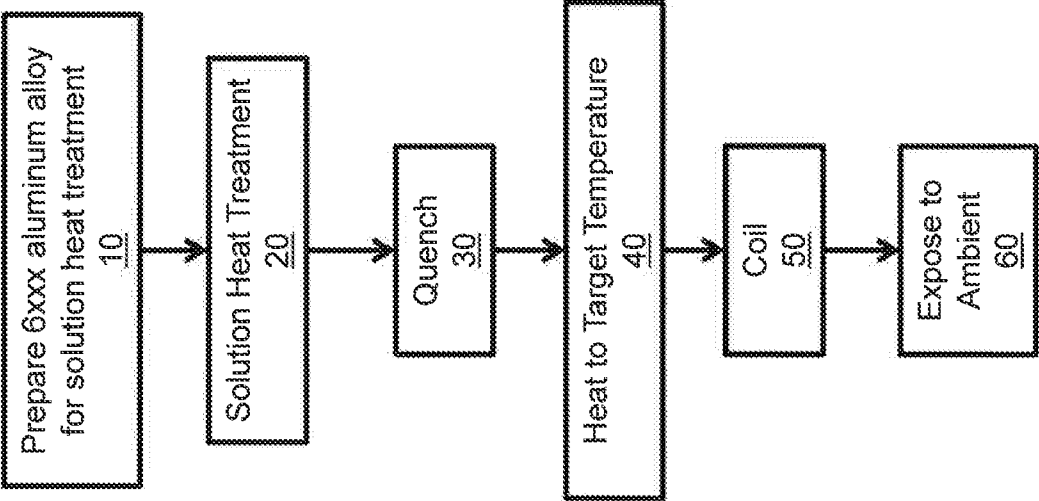


FIG. 1

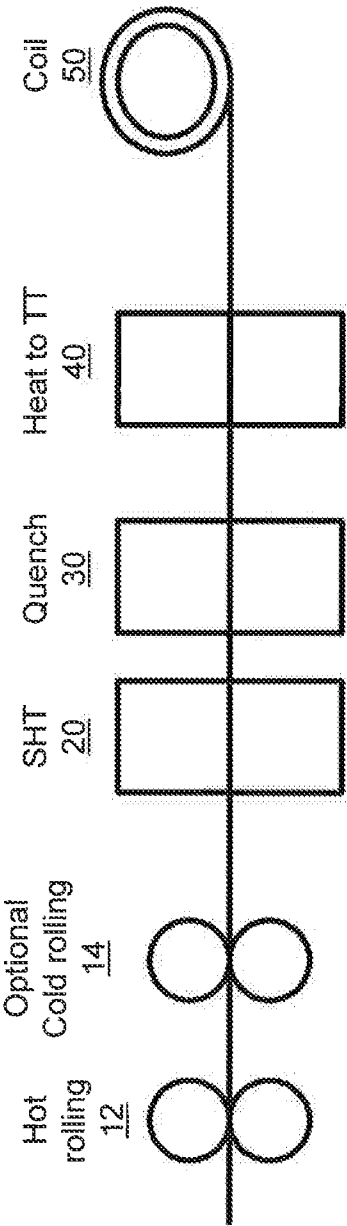


FIG. 2

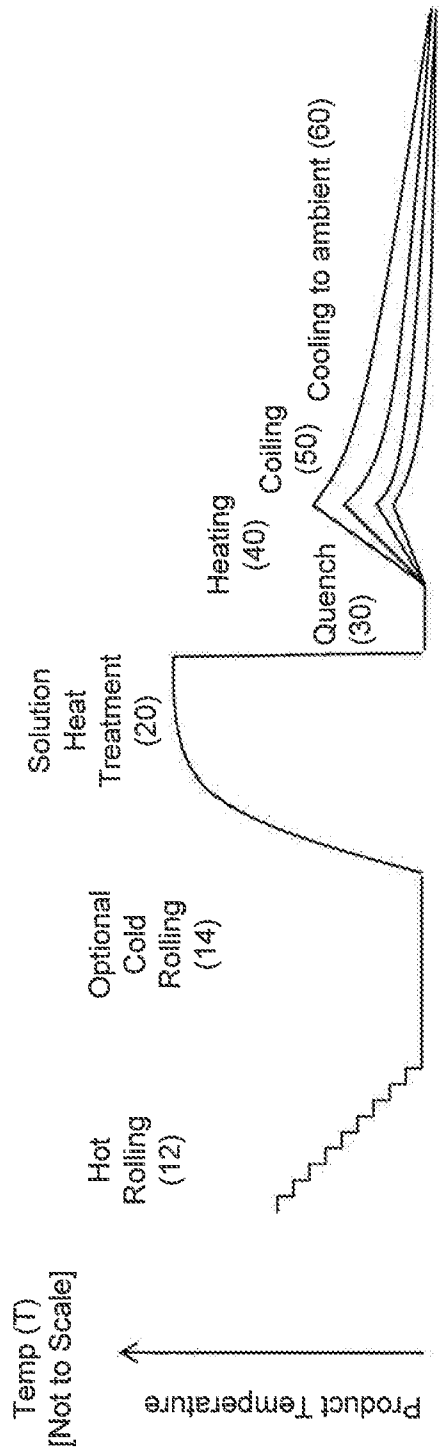


FIG. 3

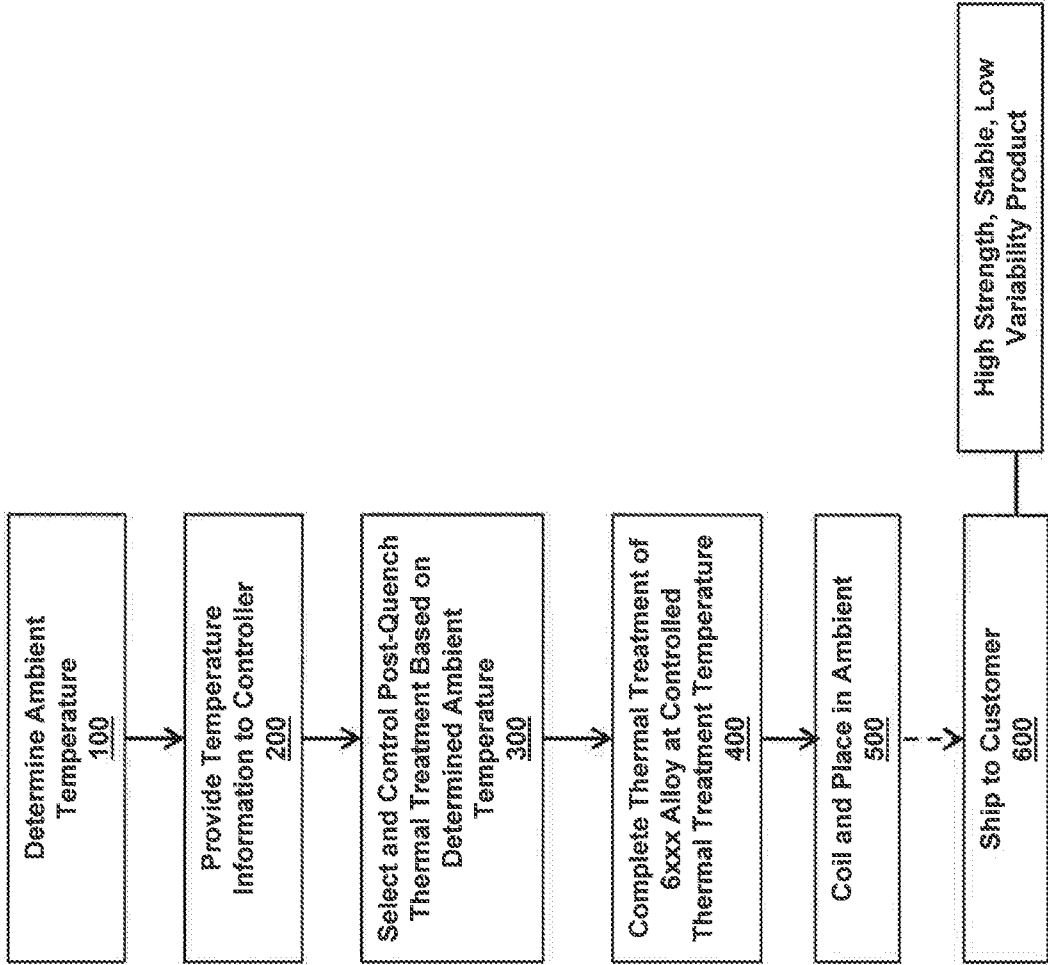


FIG. 4

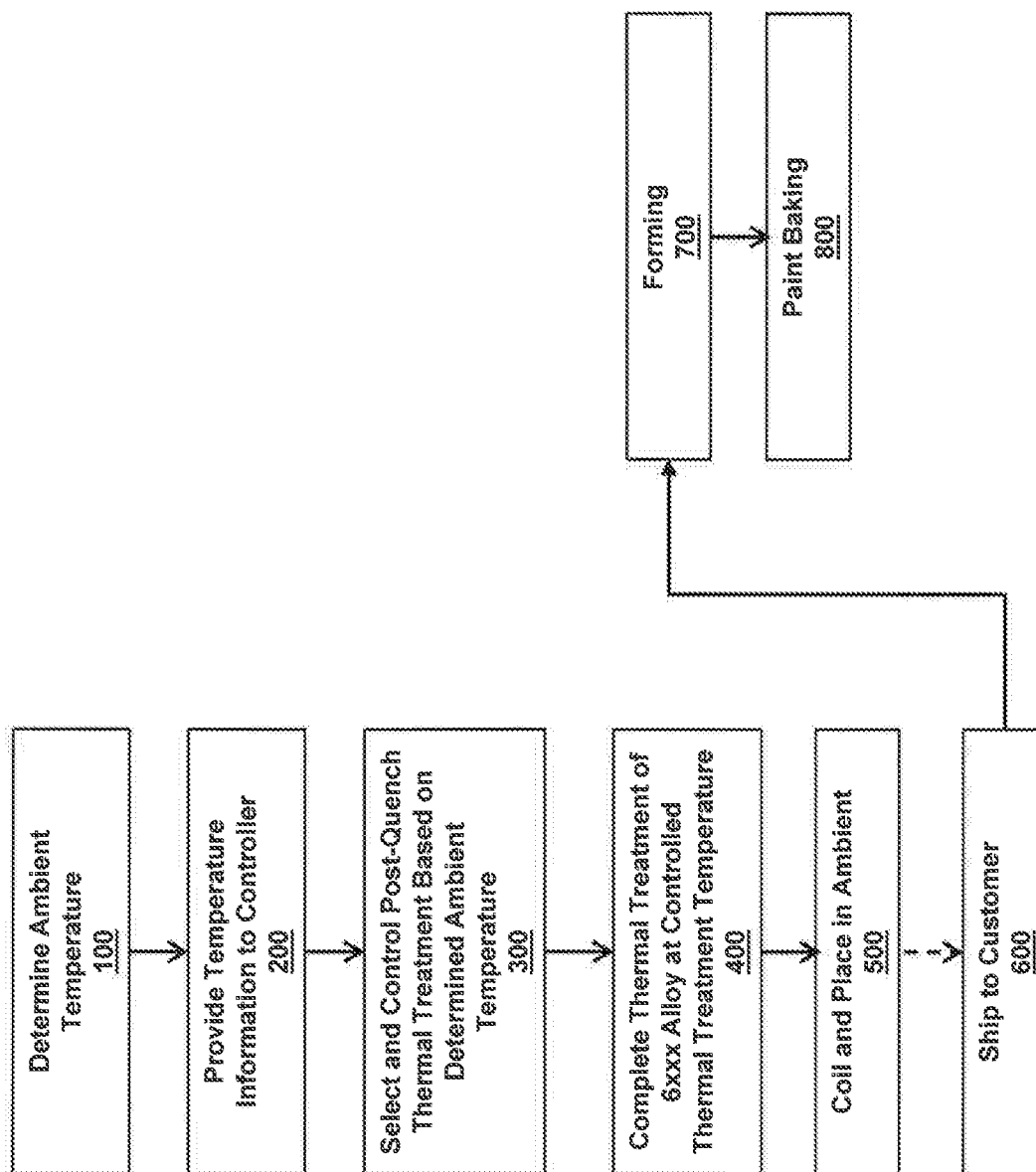
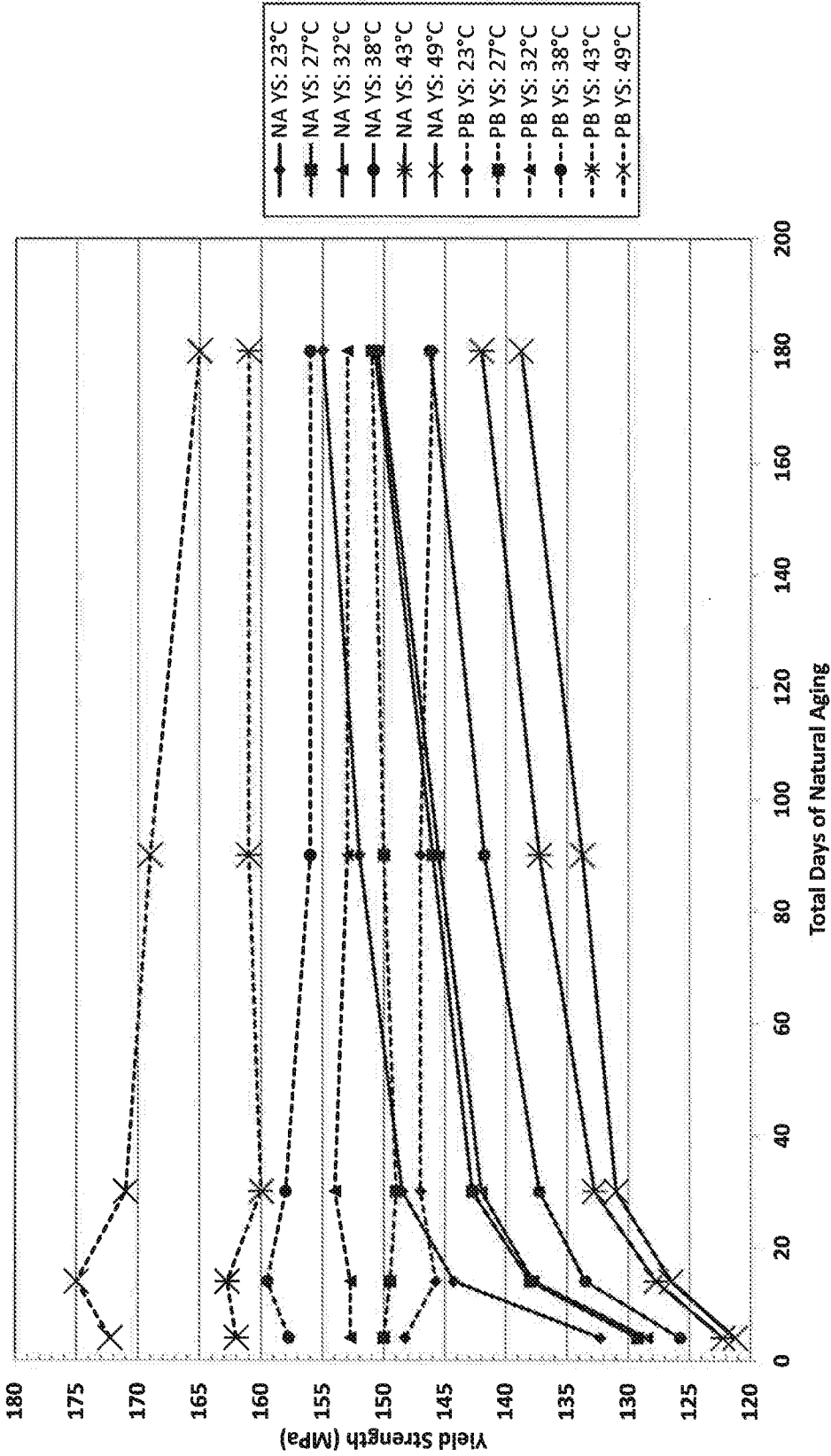


FIG. 5

FIG. 6 - Effect of Treatment Temperature and Newtonian Cooling on Tensile

Yield Strengths



INTERNATIONAL SEARCH REPORT

International application No.
PCT/US2016/034260**A. CLASSIFICATION OF SUBJECT MATTER****C22F 1/04(2006.01)I, C22F 1/00(2006.01)I, C22C 21/00(2006.01)I, B21C 47/02(2006.01)I**

According to International Patent Classification (IPC) or to both national classification and IPC

B. FIELDS SEARCHED

Minimum documentation searched (classification system followed by classification symbols)

C22F 1/04; C22F 1/05; C22F 1/043; C22F 1/047; C22C 21/02; C22C 21/00; C22F 1/00; B21C 47/02

Documentation searched other than minimum documentation to the extent that such documents are included in the fields searched

Korean utility models and applications for utility models

Japanese utility models and applications for utility models

Electronic data base consulted during the international search (name of data base and, where practicable, search terms used)

eKOMPASS(KIPO internal) & keywords: aluminum alloy, solution heat treatment, coiling, silicon, manganese

C. DOCUMENTS CONSIDERED TO BE RELEVANT

Category*	Citation of document, with indication, where appropriate, of the relevant passages	Relevant to claim No.
X	US 5718780 A (BRYANT et al.) 17 February 1998 See column 5, line 4 - column 6, line 28; claims 1 and 6.	1-10
A	JP 08-081744 A (SKY ALUM CO., LTD.) 26 March 1996 See paragraphs [0030]-[0033]; claim 1.	1-10
A	US 2005-0183801 A1 (UNAL et al.) 25 August 2005 See paragraph [0039]; claims 1 and 3.	1-10
A	US 2012-0291924 A1 (ZHAO et al.) 22 November 2012 See paragraphs [0031]-[0037]; claim 1.	1-10
A	US 5514228 A (WYATT-MAIR et al.) 07 May 1996 See column 6, lines 3-26; claims 1 and 8.	1-10



Further documents are listed in the continuation of Box C.



See patent family annex.

* Special categories of cited documents:

"A" document defining the general state of the art which is not considered to be of particular relevance

"E" earlier application or patent but published on or after the international filing date

"L" document which may throw doubts on priority claim(s) or which is cited to establish the publication date of another citation or other special reason (as specified)

"O" document referring to an oral disclosure, use, exhibition or other means

"P" document published prior to the international filing date but later than the priority date claimed

"T" later document published after the international filing date or priority date and not in conflict with the application but cited to understand the principle or theory underlying the invention

"X" document of particular relevance; the claimed invention cannot be considered novel or cannot be considered to involve an inventive step when the document is taken alone

"Y" document of particular relevance; the claimed invention cannot be considered to involve an inventive step when the document is combined with one or more other such documents, such combination being obvious to a person skilled in the art

"&" document member of the same patent family

Date of the actual completion of the international search

12 September 2016 (12.09.2016)

Date of mailing of the international search report

12 September 2016 (12.09.2016)

Name and mailing address of the ISA/KR

International Application Division

Korean Intellectual Property Office

189 Cheongsa-ro, Seo-gu, Daejeon, 35208, Republic of Korea

Facsimile No. +82-42-481-8578

Authorized officer

CHO, KI YUN

Telephone No. +82-42-481-5655



INTERNATIONAL SEARCH REPORT

Information on patent family members

International application No.

PCT/US2016/034260

Patent document cited in search report	Publication date	Patent family member(s)	Publication date
US 5718780 A	17/02/1998	CA 2240441 A1 DE 69628044 T2 EP 0874917 A1 EP 0874917 B1 JP 2000-503069 A WO 97-22724 A1	26/06/1997 25/03/2004 04/11/1998 07/05/2003 14/03/2000 26/06/1997
JP 08-081744 A	26/03/1996	None	
US 2005-0183801 A1	25/08/2005	AT 473306 T AU 2005-214348 A1 AU 2005-214348 A2 AU 2005-214348 B2 AU 2005-214348 B8 AU 2010-202489 A1 AU 2010-202489 B2 AU 2014-200219 A1 BR PI0507899 A BR PI0507899 B1 CA 2557417 A1 CA 2557417 C CN 1942595 A CN 1942595 B EP 1733064 A1 EP 1733064 A4 EP 1733064 B1 EP 1733064 B9 EP 2264198 A1 HK 1099052 A1 JP 2007-523262 A JP 4355342 B2 KR 10-1156956 B1 KR 10-2006-0125889 A KR 10-2009-0083439 A KR 10-2012-0018229 A NO 20063777 A RU 2006133381 A RU 2356998 C2 US 2005-0211350 A1 US 7182825 B2 WO 2005-080619 A1 WO 2005-080619 A8 WO 2006-124045 A2 WO 2006-124045 A3	15/07/2010 01/09/2005 01/09/2005 22/04/2010 06/05/2010 08/07/2010 17/10/2013 30/01/2014 24/07/2007 24/11/2015 01/09/2005 30/03/2010 04/04/2007 20/06/2012 20/12/2006 27/02/2008 07/07/2010 15/02/2012 22/12/2010 26/04/2013 16/08/2007 28/10/2009 20/06/2012 06/12/2006 03/08/2009 29/02/2012 15/11/2006 27/03/2008 27/05/2009 29/09/2005 27/02/2007 01/09/2005 29/05/2008 23/11/2006 01/11/2007
US 2012-0291924 A1	22/11/2012	CA 2607497 A1 CA 2607497 C CN 100532603 C CN 101146922 A	30/11/2006 26/08/2014 26/08/2009 19/03/2008

INTERNATIONAL SEARCH REPORT

Information on patent family members

International application No.

PCT/US2016/034260

Patent document cited in search report	Publication date	Patent family member(s)	Publication date
US 5514228 A	07/05/1996	EP 1883715 A1	06/02/2008
		EP 1883715 B1	24/12/2008
		JP 2008-542526 A	27/11/2008
		JP 4901757 B2	21/03/2012
		KR 10-1103135 B1	04/01/2012
		KR 10-2008-0014744 A	14/02/2008
		US 2009-081072 A1	26/03/2009
		US 8691031 B2	08/04/2014
		WO 2006-126281 A1	30/11/2006
		AU 1996-73625 B2	03/08/2000
		AU 1999-23135 A1	16/08/1999
		CA 2096366 C	01/04/2008
		CA 2096367 C	06/02/2007
		CA 2111947 A1	29/06/1994
		CA 2111947 C	16/11/2004
		CA 2232436 A1	27/03/1997
		CA 2232436 C	17/06/2008
		CA 2319102 A1	05/08/1999
		CN 1037014 C	14/01/1998
		CN 1037282 C	04/02/1998
		CN 1051945 C	03/05/2000
		CN 1083541 A	09/03/1994
		CN 1083542 A	09/03/1994
		CN 1085743 C	29/05/2002
		CN 1093956 A	26/10/1994
		CN 1200771 A	02/12/1998
		EP 0576170 A1	29/12/1993
		EP 0576170 B1	29/03/2000
		EP 0576171 A1	29/12/1993
		EP 0576171 B1	04/03/1998
		EP 0605947 A1	13/07/1994
		EP 0605947 B1	17/06/1998
		EP 0851943 A1	08/07/1998
		EP 0851943 B1	21/05/2003
		EP 1051532 A1	15/11/2000
		JP 06-071303 A	15/03/1994
		JP 06-071304 A	15/03/1994
		JP 07-011402 A	13/01/1995
		JP 11-511389 A	05/10/1999
		JP 3320866 B2	03/09/2002
		JP 3878214 B2	07/02/2007
		US 2001-0003292 A1	14/06/2001
		US 5356495 A	18/10/1994
		US 5470405 A	28/11/1995
		US 5496423 A	05/03/1996
		US 5655593 A	12/08/1997
		US 5769972 A	23/06/1998
		US 5772799 A	30/06/1998
		US 5772802 A	30/06/1998

INTERNATIONAL SEARCH REPORT

Information on patent family members

International application No.

PCT/US2016/034260Patent document
cited in search reportPublication
datePatent family
member(s)Publication
date

US 5894879 A	20/04/1999
US 6045632 A	04/04/2000
US 6391127 B1	21/05/2002
WO 97-11205 A1	27/03/1997
WO 99-39019 A1	05/08/1999