

(19) World Intellectual Property Organization
International Bureau



(43) International Publication Date
29 November 2007 (29.11.2007)

PCT

(10) International Publication Number
WO 2007/136703 A1

(51) International Patent Classification:

C07D 231/12 (2006.01) *C07D 413/12* (2006.01)
C07D 231/16 (2006.01) *C07D 417/12* (2006.01)
C07D 401/12 (2006.01) *A61K 31/415* (2006.01)
C07D 403/12 (2006.01) *A61K 31/4155* (2006.01)
C07D 405/12 (2006.01) *A61P 7/00* (2006.01)
C07D 409/12 (2006.01)

(21) International Application Number:

PCT/US2007/011834

(22) International Filing Date: 17 May 2007 (17.05.2007)

(25) Filing Language: English

(26) Publication Language: English

(30) Priority Data:

60/801,799 18 May 2006 (18.05.2006) US

(71) Applicant (for all designated States except US): **ARENA PHARMACEUTICALS, INC.** [US/US]; 6166 Nancy Ridge Drive, San Diego, California 92121 (US).

(72) Inventors; and

(75) Inventors/Applicants (for US only): **TEEGARDEN, Bradley** [US/US]; 11933 Windom Peak Way, San Diego, California 92131 (US). **CHAPMAN, Dennis** [US/US]; 4779 Mt. Ashmun Drive, San Diego, California 92111 (US). **CHOI, Juyl** [KR/US]; 6341 Peach Way, San Diego, California 92130 (US). **FEICHTINGER, Konrad**

[DE/US]; 3533 6th Avenue, Apt. 3, San Diego, California 92103 (US). **HAN, Sangdon** [KR/US]; 9953 Fieldthorn Street, San Diego, California 92127 (US). **JAYAKUMAR, Honnappa** [US/US]; 5555 Porter Creek Road, San Diego, California 92130 (US). **TRAN, Thuy-Anh** [US/US]; 4833 Fairpoint Way, San Diego, California 92130 (US). **XU, Jingdong** [CN/US]; 10936 Avenida De Los Lobos, San Diego, California 92127 (US). **ZOU, Ning** [CN/US]; 9829 Fieldthorn Street, San Diego, California 92127 (US).

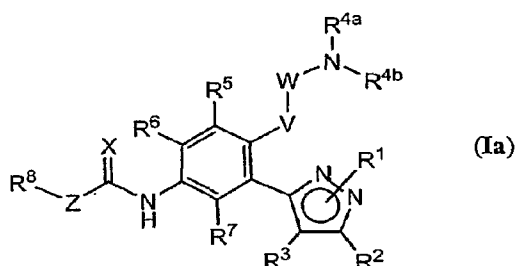
(74) Agents: **GODDARD, Christine, A.** et al.; Fish & Richardson P.C., P.O. Box 1022, Minneapolis, Minnesota 55440-1022 (US).

(81) Designated States (unless otherwise indicated, for every kind of national protection available): AE, AG, AL, AM, AT, AU, AZ, BA, BB, BG, BH, BR, BW, BY, BZ, CA, CH, CN, CO, CR, CU, CZ, DE, DK, DM, DZ, EC, EE, EG, ES, FI, GB, GD, GE, GH, GM, GT, HN, HR, HU, ID, IL, IN, IS, JP, KE, KG, KM, KN, KP, KR, KZ, LA, LC, LK, LR, LS, LT, LU, LY, MA, MD, MG, MK, MN, MW, MX, MY, MZ, NA, NG, NI, NO, NZ, OM, PG, PH, PL, PT, RO, RS, RU, SC, SD, SE, SG, SK, SL, SM, SV, SY, TJ, TM, TN, TR, TT, TZ, UA, UG, US, UZ, VC, VN, ZA, ZM, ZW.

(84) Designated States (unless otherwise indicated, for every kind of regional protection available): ARIPO (BW, GH, GM, KE, LS, MW, MZ, NA, SD, SL, SZ, TZ, UG, ZM, ZW), Eurasian (AM, AZ, BY, KG, KZ, MD, RU, TJ, TM), European (AT, BE, BG, CH, CY, CZ, DE, DK, EE, ES, FI, FR, GB, GR, HU, IE, IS, IT, LT, LU, LV, MC, MT, NL, PL,

[Continued on next page]

(54) Title: PRIMARY AMINES AND DERIVATIVES THEREOF AS MODULATORS OF THE 5-HT_{2A} SEROTONIN RECEPTOR USEFUL FOR THE TREATMENT OF DISORDERS RELATED THERETO



(57) Abstract: The present invention pertains to certain compounds of Formula (Ia) and pharmaceutical compositions thereof that modulate the activity of the 5-HT_{2A} serotonin receptor. Compounds and pharmaceutical compositions thereof are directed to methods useful in the treatment of platelet aggregation, coronary artery disease, myocardial infarction, transient ischemic attack, angina, stroke, atrial fibrillation, blood clot formation, asthma or symptoms thereof, agitation or a symptom thereof, behavioral disorders, drug induced psychosis, excitative psychosis, Gilles de la Tourette's syndrome, manic disorder, organic or NOS psychosis, psychotic disorder, psychosis, acute schizophrenia, chronic schizophrenia, NOS schizophrenia and related disorders, and sleep disorders, sleep disorders, diabetic-related disorders, progressive multifocal leukoencephalopathy and the like. The present invention also relates to the methods for the treatment of 5-HT_{2A} serotonin receptor associated disorders in combination with other pharmaceutical agents administered separately or together.

WO 2007/136703 A1



PT, RO, SE, SI, SK, TR), OAPI (BF, BJ, CF, CG, CI, CM, GA, GN, GQ, GW, ML, MR, NE, SN, TD, TG).

For two-letter codes and other abbreviations, refer to the "Guidance Notes on Codes and Abbreviations" appearing at the beginning of each regular issue of the PCT Gazette.

Published:

- *with international search report*
- *before the expiration of the time limit for amending the claims and to be republished in the event of receipt of amendments*

**PRIMARY AMINES AND DERIVATIVES THEREOF AS MODULATORS OF THE
5-HT_{2A} SEROTONIN RECEPTOR USEFUL FOR THE TREATMENT
OF DISORDERS RELATED THERETO**

FIELD OF THE INVENTION

The present invention pertains to certain compounds of Formula (Ia) and pharmaceutical compositions thereof that modulate the activity of the 5-HT_{2A} serotonin receptor. Compounds and pharmaceutical compositions thereof are directed to methods useful in the treatment of platelet aggregation, coronary artery disease, myocardial infarction, transient ischemic attack, angina, stroke, atrial fibrillation, blood clot formation, asthma or symptoms thereof, agitation or a symptom thereof, behavioral disorders, drug induced psychosis, excitative psychosis, Gilles de la Tourette's syndrome, manic disorder, organic or NOS psychosis, psychotic disorder, psychosis, acute schizophrenia, chronic schizophrenia, NOS schizophrenia and related disorders, sleep disorders, diabetic-related disorders, progressive multifocal leukoencephalopathy and the like.

The present invention also relates to the methods for the treatment of 5-HT_{2A} serotonin receptor associated disorders in combination with other pharmaceutical agents administered separately or together.

BACKGROUND OF THE INVENTION

G Protein coupled receptors

G Protein coupled receptors share a common structural motif. All these receptors have seven sequences of between 22 to 24 hydrophobic amino acids that form seven alpha helices, each of which spans the membrane. The transmembrane helices are joined by strands of amino acids having a larger loop between the fourth and fifth transmembrane helix on the extracellular side of the membrane. Another larger loop, composed primarily of hydrophilic amino acids, joins transmembrane helices five and six on the intracellular side of the membrane. The carboxy terminus of the receptor lies intracellularly with the amino terminus in the extracellular space. It is thought that the loop joining helices five and six, as well as, the carboxy terminus, interact with the G protein. Currently, Gq, Gs, Gi and Go are G proteins that have been identified.

Under physiological conditions, G protein coupled receptors exist in the cell membrane in equilibrium between two different states or conformations: an "inactive" state and an "active" state. A receptor in an inactive state is unable to link to the intracellular transduction pathway to produce a biological response. Changing the receptor conformation to the active state allows linkage to the transduction pathway and produces a biological response.

A receptor may be stabilized in an active state by an endogenous ligand or an exogenous agonist ligand. Recent discoveries such as, including but not exclusively limited to, modifications

to the amino acid sequence of the receptor provide means other than ligands to stabilize the active state conformation. These means effectively stabilize the receptor in an active state by simulating the effect of a ligand binding to the receptor. Stabilization by such ligand-independent means is termed "constitutive receptor activation."

5 **Serotonin receptors**

Receptors for serotonin (5-hydroxytryptamine, 5-HT) are an important class of G protein coupled receptors. Serotonin is thought to play a role in processes related to learning and memory, sleep, thermoregulation, mood, motor activity, pain, sexual and aggressive behaviors, appetite, neurodegenerative regulation, and biological rhythms. Not surprisingly, serotonin is linked to pathophysiological conditions such as anxiety, depression, obsessive compulsive disorders, schizophrenia, suicide, autism, migraine, emesis, alcoholism, and neurodegenerative disorders. With respect to anti-psychotic treatment approaches focused on the serotonin receptors, these types of therapeutics can generally be divided into two classes, the "typical" and the "atypical." Both have anti-psychotic effects, but the typicals also include concomitant motor-related side effects (extra pyramidal syndromes, e.g., lip-smacking, tongue darting, locomotor movement, etc). Such side effects are thought to be associated with the compounds interacting with other receptors, such as the human dopamine D₂ receptor in the nigro-striatal pathway. Therefore, an atypical treatment is preferred. Haloperidol is considered a typical anti-psychotic, and clozapine is considered an atypical anti-psychotic.

20 Serotonin receptors are divided into seven subfamilies, referred to as 5-HT₁ through 5-HT₇, inclusive. These subfamilies are further divided into subtypes. For example, the 5-HT₂ subfamily is divided into three receptor subtypes: 5-HT_{2A}, 5-HT_{2B}, and 5-HT_{2C}. The human 5-HT_{2C} receptor was first isolated and cloned in 1987, and the human 5-HT_{2A} receptor was first isolated and cloned in 1990. These two receptors are thought to be the site of action of hallucinogenic drugs. Additionally, antagonists to the 5-HT_{2A} and 5-HT_{2C} receptors are believed to be useful in treating depression, anxiety, psychosis, and eating disorders.

25 U.S. Patent Number 4,985,352 describes the isolation, characterization, and expression of a functional cDNA clone encoding the entire human 5-HT_{1C} receptor (now known as the 5-HT_{2C} receptor). U.S. Patent Numbers 5,661,024 and 6,541,209 describe the isolation, characterization, and expression of a functional cDNA clone encoding the entire human 5-HT_{2A} receptor.

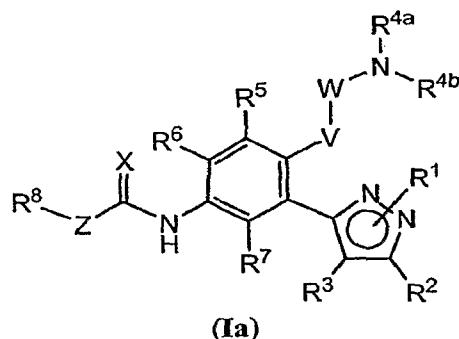
30 Mutations of the endogenous forms of the rat 5-HT_{2A} and rat 5-HT_{2C} receptors have been reported to lead to constitutive activation of these receptors (5-HT_{2A}: Casey, C. *et al.* (1996) *Society for Neuroscience Abstracts*, 22:699.10, hereinafter "Casey"; 5-HT_{2C}: Herrick-Davis, K., and Teitler, M. (1996) *Society for Neuroscience Abstracts*, 22:699.18, hereinafter "Herrick-Davis 1"; and Herrick-Davis, K. *et al.* (1997) *J. Neurochemistry* 69(3): 1138, hereinafter "Herrick-Davis-2"). Casey describes a mutation of the cysteine residue at position

322 of the rat 5-HT_{2A} receptor to lysine (C322K), glutamine (C322Q), and arginine (C322R) which reportedly led to constitutive activation. Herrick-Davis 1 and Herrick-Davis 2 describe mutations of the serine residue at position 312 of the rat 5-HT_{2C} receptor to phenylalanine (S312F) and lysine (S312K), which reportedly led to constitutive activation.

5

SUMMARY OF THE INVENTION

One aspect of the present invention pertains to certain compounds as shown in Formula (Ia):



10 or a pharmaceutically acceptable salt, hydrate or solvate thereof;

wherein:

X is O or S;

V is O or NH;

W is C₁₋₄ alkylene optionally substituted with 1, 2, 3, 4, 5, 6, 7, or 8 substituents selected independently from the group consisting of C₁₋₃ alkyl, C₁₋₄ alkoxy, carboxy, cyano, C₃₋₇ cycloalkyl, C₁₋₃ haloalkyl, halogen, oxo and imino, wherein the C₁₋₃ alkyl is optionally substituted with C₁₋₃ alkylsulfonyl;

Z is C₁₋₄ alkylene optionally substituted with 1, 2, 3, 4, 5, 6, 7, or 8 substituents selected independently from the group consisting of C₁₋₃ alkyl, C₁₋₄ alkoxy, carboxy, cyano, C₁₋₃ haloalkyl, halogen and oxo; or Z is absent;

R¹ is selected from the group consisting of H, C₁₋₆ alkyl, C₂₋₆ alkenyl, C₂₋₆ alkynyl and C₃₋₇ cycloalkyl;

R² is selected from the group consisting of H, C₁₋₆ acyl, C₁₋₆ acyloxy, C₂₋₆ alkenyl, C₁₋₆ alkoxy, C₁₋₆ alkyl, C₁₋₆ alkylcarboxamide, C₂₋₆ alkynyl, C₁₋₆ alkylsulfonamide, C₁₋₆ alkylsulfinyl, C₁₋₆ alkylsulfonyl, C₁₋₆ alkylthio, C₁₋₆ alkylureyl, amino, C₁₋₆ alkylamino, C₂₋₈ dialkylamino, carbo-C₁₋₆-alkoxy, carboxamide, carboxy, cyano, C₃₋₇ cycloalkyl, C₂₋₈ dialkylcarboxamide, C₂₋₈ dialkylsulfonamide, halogen, C₁₋₆ haloalkoxy, C₁₋₆ haloalkyl, C₁₋₆ haloalkylsulfinyl, C₁₋₆ haloalkylsulfonyl, C₁₋₆ haloalkylthio, hydroxyl, thiol, nitro and sulfonamide;

R³ is selected from the group consisting of H, C₂₋₆ alkenyl, C₁₋₆ alkyl, C₁₋₆ alkylcarboxamide, C₂₋₆ alkynyl, C₁₋₆ alkylsulfonamide, carbo-C₁₋₆-alkoxy, carboxamide, carboxy, cyano, C₃₋₇ cycloalkyl, C₂₋₈ dialkylcarboxamide, halogen, heteroaryl and phenyl; and

wherein each of the C₂₋₆ alkenyl, C₁₋₆ alkyl, C₂₋₆ alkynyl, C₁₋₆ alkylsulfonamide, C₃₋₇ cycloalkyl, heteroaryl and phenyl groups are optionally substituted with 1, 2, 3, 4, or 5 substituents selected independently from the group consisting of C₁₋₅ acyl, C₁₋₅ acyloxy, C₂₋₆ alkenyl, C₁₋₄ alkoxy, C₁₋₈ alkyl, C₁₋₆ alkylamino, C₂₋₈ dialkylamino, C₁₋₄ alkylcarboxamide, C₂₋₆ alkynyl, C₁₋₄ alkylsulfonamide, C₁₋₄ alkylsulfinyl, C₁₋₄ alkylsulfonyl, C₁₋₄ alkylthio, C₁₋₄ alkylureyl, amino, carbo-C₁₋₆-alkoxy, carboxamide, carboxy, cyano, C₃₋₆ cycloalkyl, C₂₋₆ dialkylcarboxamide, halogen, C₁₋₄ haloalkoxy, C₁₋₄ haloalkyl, C₁₋₄ haloalkylsulfinyl, C₁₋₄ haloalkylsulfonyl, C₁₋₄ haloalkylthio, hydroxyl, nitro and sulfonamide;

R^{4a} is H;

10 R^{4b} is H, or a mono-valent-metabolically-labile group; or

R^{4a} and R^{4b} together with the nitrogen to which they are both bonded form a divalent-metabolically-labile group;

15 R⁵, R⁶ and R⁷ are each selected independently from the group consisting of H, C₁₋₆ acyl, C₁₋₆ acyloxy, C₂₋₆ alkenyl, C₁₋₆ alkoxy, C₁₋₆ alkyl, C₁₋₆ alkylcarboxamide, C₂₋₆ alkynyl, C₁₋₆ alkylsulfonamide, C₁₋₆ alkylsulfinyl, C₁₋₆ alkylsulfonyl, C₁₋₆ alkylthio, C₁₋₆ alkylureyl, amino, C₁₋₆ alkylamino, C₂₋₈ dialkylamino, C₁₋₆ alkylimino, carbo-C₁₋₆-alkoxy, carboxamide, carboxy, cyano, C₃₋₇ cycloalkyl, C₂₋₈ dialkylcarboxamide, C₂₋₈ dialkylsulfonamide, halogen, C₁₋₆ haloalkoxy, C₁₋₆ haloalkyl, C₁₋₆ haloalkylsulfinyl, C₁₋₆ haloalkylsulfonyl, C₁₋₆ haloalkylthio, heterocyclyl, hydroxyl, thiol, and nitro;

20 and

R⁸ is C₁₋₈-alkyl, aryl, C₃₋₁₀ cycloalkyl, heteroaryl, or heterocyclyl each optionally substituted with substituents selected independently from the group consisting of C₁₋₆ acyl, C₁₋₆ acyloxy, C₂₋₆ alkenyl, C₁₋₆ alkoxy, C₁₋₆ alkyl, C₁₋₆ alkylcarboxamide, C₂₋₆ alkynyl, C₁₋₆ alkylsulfonamide, C₁₋₆ alkylsulfinyl, C₁₋₆ alkylsulfonyl, C₁₋₆ alkylthio, C₁₋₆ alkylureyl, amino, C₁₋₆ alkylamino, C₂₋₈ dialkylamino, C₁₋₆ alkylimino, carbo-C₁₋₆-alkoxy, carboxamide, carboxy, cyano, C₃₋₇ cycloalkyl, C₃₋₇ cycloalkyloxy, C₂₋₈ dialkylcarboxamide, C₂₋₈ dialkylsulfonamide, halogen, C₁₋₆ haloalkoxy, C₁₋₆ haloalkyl, C₁₋₆ haloalkylsulfinyl, C₁₋₆ haloalkylsulfonyl, C₁₋₆ haloalkylthio, heteroaryl, heterocyclyl, hydroxyl, thiol, nitro, phenoxy and phenyl, wherein the C₂₋₆ alkenyl, C₁₋₆ alkyl, C₂₋₆ alkynyl, C₁₋₆ alkylamino, C₁₋₆ alkylimino, C₂₋₈ dialkylamino, heteroaryl, heterocyclyl, phenyl, and phenoxy, and each the substituent is optionally substituted with 1, 2, 3, 4, or 5 substituents selected independently from the group consisting of C₁₋₆ acyl, C₁₋₆ acyloxy, C₂₋₆ alkenyl, C₁₋₆ alkoxy, C₁₋₆ alkyl, C₁₋₆ alkylcarboxamide, C₂₋₆ alkynyl, C₁₋₆ alkylsulfonamide, C₁₋₆ alkylsulfinyl, C₁₋₆ alkylsulfonyl, C₁₋₆ alkylthio, C₁₋₆ alkylureyl, amino, C₁₋₆ alkylamino, C₂₋₈ dialkylamino, carbo-C₁₋₆-alkoxy, carboxamide, carboxy, cyano, C₃₋₇ cycloalkyl, C₂₋₈ dialkylcarboxamide, halogen, C₁₋₆ haloalkoxy, C₁₋₆ haloalkyl, C₁₋₆ haloalkylsulfinyl, C₁₋₆ haloalkylsulfonyl, C₁₋₆ haloalkylthio, heterocyclyl, hydroxyl, thiol and nitro.

One aspect of the present invention pertains to pharmaceutical compositions comprising a compound of the present invention and a pharmaceutically acceptable carrier.

One aspect of the present invention pertains to methods for modulating the activity of a 5-HT_{2A} serotonin receptor by contacting the receptor with a compound according to any of the
5 embodiments described herein or a pharmaceutical composition thereof.

One aspect of the present invention pertains to methods for treating a 5-HT_{2A} associated disorder in an individual comprising administering to the individual in need thereof a therapeutically effective amount of a compound according to any of the embodiments described herein or a pharmaceutical composition thereof.

10 One aspect of the present invention pertains to methods for treating a 5-HT_{2A} serotonin receptor associated disorder in an individual comprising administering to the individual in need thereof a therapeutically effective amount of a compound according to any of the embodiments described herein wherein R^{4b} is a mono-valent-metabolically-labile group.

One aspect of the present invention pertains to methods for treating a 5-HT_{2A} serotonin
15 receptor associated disorder in an individual comprising administering to the individual in need thereof a therapeutically effective amount of a prodrug whereby the prodrug undergoes a conversion into a compound according to any of the embodiments described herein wherein R^{4a} and R^{4b} are both H and the conversion takes place within the body of the individual.

One aspect of the present invention pertains to processes for preparing a composition
20 comprising admixing a compound according to any of the embodiments described herein and a pharmaceutically acceptable carrier.

One aspect of the present invention pertains to the use of a compound of the present invention for the production of a medicament for use in the treatment of a 5-HT_{2A} associated disorder.

25 One aspect of the present invention pertains to compounds according to any of the embodiments described herein for use in a method of treatment of the human or animal body by therapy.

One aspect of the present invention pertains to compounds according to any of the
30 embodiments described herein for use in a method for the treatment of a 5-HT_{2A} associated disorder, as described herein, in the human or animal body by therapy.

These and other aspects of the invention disclosed herein will be set forth in greater detail as the patent disclosure proceeds.

BRIEF DESCRIPTION OF THE DRAWINGS

35 **Figure 1** shows the general synthetic scheme for the preparation of intermediate compounds of the present invention. Figure 1 shows a general coupling method between a

pyrazole boronic acid and an aryl triflate, it is understood that similar coupling methods known in the art can also be used, and a halide, such as, I, Br or Cl, can be used in place of the triflate.

Figure 2 shows the general synthetic scheme for the preparation of intermediate compounds of the present invention wherein "V" is oxygen. Figure 2 shows a general coupling method between a pyrazole boronic acid and a phenyl halide using coupling methods known in the art, such as a Suzuki coupling, and the like. Figure 2 further shows the use of orthogonal protecting groups for the oxygen (V = O) and the nitrogen. After the coupling reaction, the phenol protecting group is removed and a variety of -W-NR^{4a}R^{4b} groups can be introduced. Subsequently, the alkyl amide protecting group can be hydrolyzed to provide the amine intermediate of the present invention.

Figure 3 shows the general synthetic scheme for the preparation of intermediate compounds of the present invention. Figure 3 illustrates general methods for introducing a variety of halogens to compounds of the invention. It is understood that these halogenation reactions can also be conducted later in the synthesis, for example as the last step.

Figure 4 shows the general synthetic scheme for the preparation of intermediate compounds of the present invention. Figure 4 shows the general reactions, such as, alkylation and Mitsunobu-like reactions, for introducing the -W-NR^{4a}R^{4b} group.

Figure 5 shows the general synthetic scheme for the preparation of compounds of the present invention. Figure 5 shows the general coupling reactions of the amino-intermediate with carboxylic acids, acyl halides, and the like.

Figure 6 shows the general synthetic scheme for the preparation of intermediates and compounds of the present invention. Figure 6 illustrates the general methods for preparing pyrazoles of the present invention using substituted and unsubstituted hydrazines.

Figure 7 shows the general synthetic scheme for the preparation of compounds of the invention wherein the -W-NR^{4a}R^{4b} group is introduced in the last step(s). Figure 7 shows the general reactions, such as, alkylation and Mitsunobu-like reactions, for introducing the -W-NR^{4a}R^{4b} group.

Figure 8 shows the general synthetic scheme for the preparation of compounds of the invention wherein V is NH in Formula (Ia) and the -W-NR^{4a}R^{4b} group is introduced in the last step(s). Figure 8 shows the general reactions, such as, alkylation reactions, for introducing the -W-NR^{4a}R^{4b} group wherein V is NH.

DEFINITIONS

For clarity and consistency, the following definitions will be used throughout this patent document.

The term "agonists" shall mean moieties that interact and activate the receptor, such as the 5-HT_{2A} receptor, and initiates a physiological or pharmacological response characteristic of that

receptor. For example, when moieties activate the intracellular response upon binding to the receptor, or enhance GTP binding to membranes.

The term “**antagonist**” is intended to mean moieties that competitively bind to the receptor at the same site as agonists (for example, the endogenous ligand), but which do not activate the intracellular response initiated by the active form of the receptor, and can thereby inhibit the intracellular responses by agonists or partial agonists. Antagonists do not diminish the baseline intracellular response in the absence of an agonist or partial agonist.

The term “**contact or contacting**” is intended to mean bringing the indicated moieties together, whether in an *in vitro* system or an *in vivo* system. Thus, “contacting” a 5HT_{2A} receptor with a compound of the invention includes the administration of a compound of the present invention to an individual, preferably a human, having a 5HT_{2A} receptor, as well as, for example, introducing a compound of the invention into a sample containing a cellular or more purified preparation containing a 5HT_{2A} receptor.

The term “**mono-valent-metabolically-labile group**” as used herein refers to any group that, following administration of a compound containing the group to an individual, is converted *in vivo* to a compound of Formula (Ia) wherein R^{4b} is H. The conversion of the “first metabolically-labile group” can be by metabolic and/or chemical processes and can occur in one step or through a series of two or more steps. Representative examples of a “mono-valent-metabolically-labile group” include, but are not limited to, -C(=O)O-R^{4c} (thus, together with the nitrogen forms a carbamate), -C(=O)-R^{4c} (together with the nitrogen forms an amide), and the like, wherein R^{4c} is C₁₋₁₈ alkyl, aryl, arylalkyl, heteroaryl, and heteroarylalkyl each optionally substituted with 1, 2, 3, 4, or 5 substituents selected independently from the group consisting of C₁₋₆ acyl, C₁₋₆ acyloxy, C₂₋₆ alkenyl, C₁₋₆ alkoxy, C₁₋₆ alkyl, C₁₋₆ alkylcarboxamide, C₂₋₆ alkynyl, C₁₋₆ alkylsulfonamide, C₁₋₆ alkylsulfinyl, C₁₋₆ alkylsulfonyl, C₁₋₆ alkylthio, C₁₋₆ alkylureyl, amino, C₁₋₆ alkylamino, C₂₋₈ dialkylamino, carbo-C₁₋₆-alkoxy, carboxamide, carboxy, cyano, C₃₋₇ cycloalkyl, C₂₋₈ dialkylcarboxamide, C₂₋₈ dialkylsulfonamide, halogen, C₁₋₆ haloalkoxy, C₁₋₆ haloalkyl, C₁₋₆ haloalkylsulfinyl, C₁₋₆ haloalkylsulfonyl, C₁₋₆ haloalkylthio, hydroxyl, thiol, nitro, oxo, phenyl, and sulfonamide. In some embodiments, the “mono-valent-metabolically-labile group” is C₁₋₁₂ acyl, carbo-C₁₋₆-alkoxy, or C(=O)O-aryl, wherein the C₁₋₁₂ acyl, carbo-C₁₋₆-alkoxy, and -C(=O)O-aryl are each optionally substituted with 1, 2, 3, 4, or 5 substituents selected independently from the group consisting of C₁₋₆ alkylcarboxamide, amino, C₁₋₆ alkylamino, C₂₋₈ dialkylamino, C₁₋₆ alkylimino, C₁₋₆ alkylsulfinyl, C₁₋₆ alkylsulfonyl, C₁₋₆ alkylthio, halogen, nitro, and phenyl; or R^{4b} is -C(=O)OCR^aR^bOC(=O)R^c, wherein R^a, R^b and R^c are each independently selected from H, or C₁₋₆ alkyl. The groups illustrated are exemplary, not exhaustive, and one skilled in the art could prepare other known varieties of groups. In some cases, a “mono-valent-metabolically-labile group” (i.e., R^{4b}) can serve to improve efficacy or safety through improved oral bioavailability, or pharmacodynamic half-life, etc.

The term "**in need of treatment**" is intended to mean a judgment made by a caregiver (e.g. physician, nurse, nurse practitioner, etc. in the case of humans; veterinarian in the case of animals, including non-human mammals) that an individual or animal requires or will benefit from treatment. This judgment is made based on a variety of factors that are in the realm of a caregiver's expertise, but that includes the knowledge that the individual or animal is ill, or will become ill, as the result of a disease, condition or disorder that is treatable by the compounds of the invention. Accordingly, the compounds of the invention can be used in a protective or preventive manner; or compounds of the invention can be used to alleviate, inhibit or ameliorate the disease, condition or disorder.

The term "**individual**" is intended to mean any animal, including mammals, preferably mice, rats, other rodents, rabbits, dogs, cats, swine, cattle, sheep, horses, or primates, and most preferably humans.

The term "**inverse agonists**" is intended to mean moieties that bind the endogenous form of the receptor or to the constitutively activated form of the receptor, and which inhibit the baseline intracellular response initiated by the active form of the receptor below the normal base level of activity which is observed in the absence of agonists or partial agonists, or decrease GTP binding to membranes. Preferably, the baseline intracellular response is inhibited in the presence of the inverse agonist by at least 30%, more preferably by at least 50%, and most preferably by at least 75%, as compared with the baseline response in the absence of the inverse agonist.

The term "**isolated**" refers to material that is removed from its original environment (e.g., the natural environment if it is naturally occurring). For example, a metabolite that is formed from a parent compound present in a natural system (e.g. individual) is not isolated, but the same metabolite, separated from some or all of the coexisting materials in the natural system is considered isolated. In addition, the metabolite that is prepared by synthetic means is also considered isolated.

The term "**modulate or modulating**" is intended to mean an increase or decrease in the amount, quality, response or effect of a particular activity, function or molecule.

The term "**pharmaceutical composition**" is intended to mean a composition comprising at least one active ingredient; including but not limited to, salts, solvates and hydrates of compounds of Formula (Ia); whereby the composition is amenable to investigation for a specified, efficacious outcome in a mammal (for example, without limitation, a human). Those of ordinary skill in the art will understand and appreciate the techniques appropriate for determining whether an active ingredient has a desired efficacious outcome based upon the needs of the artisan.

The term "**prodrug**" as used herein refers to any compound that when administered to a biological system (e.g., *in vivo* in an individual, and the like) generates a compound of Formula (Ia), wherein R^{4a} and R^{4b} are both H, as a result of chemical reaction(s), enzyme catalyzed chemical reaction(s), and/or metabolic chemical reaction(s). In some embodiments, compounds

of the present invention can be converted to "pro-drugs." In some embodiments, "pro-drugs" refer to compounds that have been modified with specific chemical groups known in the art and when administered into an individual these groups undergo biotransformation to give the parent compound. Pro-drugs can thus be viewed as compounds of the invention containing one or
5 more specialized non-toxic protective groups used in a transient manner to alter or to eliminate a property of the compound. In one general aspect, the "pro-drug" approach is utilized to facilitate oral absorption. A thorough discussion is provided in T. Higuchi and V. Stella, "Pro-drugs as Novel Delivery Systems," Vol. 14 of the A.C.S. Symposium Series; and in Bioreversible Carriers in Drug Design, ed. Edward B. Roche, American Pharmaceutical
10 Association and Pergamon Press, 1987, both of which are hereby incorporated by reference in their entirety.

The term "**divalent-metabolically-labile group**" as used herein refers to any group that comprises R^{4a} and R^{4b} together with the nitrogen to which they are bonded and following administration of a compound containing the group, is converted *in vivo* to a compound of
15 Formula (Ia) wherein R^{4a} and R^{4b} are both H. The conversion of the "second metabolically-labile group" can be by metabolic and/or chemical processes and can occur in one step or through a series of two or more steps. Representative examples of a "divalent-metabolically-labile group" include, but are not limited to, when R^{4a} and R^{4b} together with the nitrogen to which they are both bonded form a heterocyclic group optionally substituted with 1, 2, 3, 4, or 5
20 substituents selected independently from the group consisting of C_{1-6} acyl, C_{1-6} acyloxy, C_{2-6} alkenyl, C_{1-6} alkoxy, C_{1-6} alkyl, C_{1-6} alkylcarboxamide, C_{2-6} alkynyl, C_{1-6} alkylsulfonamide, C_{1-6} alkylsulfinyl, C_{1-6} alkylsulfonyl, C_{1-6} alkylthio, C_{1-6} alkylureyl, amino, C_{1-6} alkylamino, C_{2-8} dialkylamino, carbo- C_{1-6} -alkoxy, carboxamide, carboxy, cyano, C_{3-7} cycloalkyl, C_{2-8} dialkylcarboxamide, C_{2-8} dialkylsulfonamide, halogen, C_{1-6} haloalkoxy, C_{1-6} haloalkyl, C_{1-6}
25 haloalkylsulfinyl, C_{1-6} haloalkylsulfonyl, C_{1-6} haloalkylthio, hydroxyl, thiol, nitro, oxo, phenyl, thiooxo, and sulfonamide (such as, morpholin-4-yl, 2,5-dioxo-pyrrolidin-1-yl, and the like). The groups illustrated are exemplary, not exhaustive, and one skilled in the art could prepare other known varieties of groups. In some cases, a "divalent-metabolically-labile group" (i.e., related to when R^{4a} and R^{4b} together with the nitrogen to which they are both bonded) can serve to
30 improve efficacy or safety through improved oral bioavailability, or pharmacodynamic half-life, etc.

The term "**therapeutically effective amount**" is intended to mean the amount of active compound or pharmaceutical agent that elicits the biological or medicinal response in a tissue, system, animal, individual or human that is being sought by a researcher, veterinarian, medical
35 doctor or other clinician, which includes one or more of the following:

(1) Preventing the disease; for example, preventing a disease, condition or disorder in an individual that may be predisposed to the disease, condition or disorder but does not yet experience or display the pathology or symptomatology of the disease,

(2) Inhibiting the disease; for example, inhibiting a disease, condition or disorder in an individual that is experiencing or displaying the pathology or symptomatology of the disease, condition or disorder (i.e., arresting further development of the pathology and/or symptomatology), and

(3) Ameliorating the disease; for example, ameliorating a disease, condition or disorder in an individual that is experiencing or displaying the pathology or symptomatology of the disease, condition or disorder (i.e., reversing the pathology and/or symptomatology).

CHEMICAL GROUP, MOIETY OR RADICAL:

The term directly preceding the chemical group beginning with "C" followed directly by a subscript number or a subscript range of numbers refers to the number of carbons associated with the chemical group. For example, the term "C₁₋₆" in the chemical group "C₁₋₆ alkyl" refers to an alkyl group containing one, two, three, four, five, or six carbons, and all possible isomers.

The term "C₁₋₁₂ acyl" denotes a C₁₋₁₂ alkyl radical attached to a carbonyl wherein alkyl has the same definition as described herein, some embodiments are when acyl is C₁₋₆ acyl, some embodiments are when acyl is C₁₋₅ acyl; some examples include, but are not limited to, acetyl, propionyl, *n*-butanoyl, *iso*-butanoyl, *sec*-butanoyl, *t*-butanoyl (i.e., pivaloyl), pentanoyl and the like.

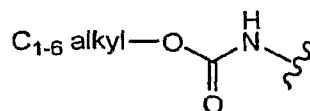
The term "C₁₋₁₂ acyloxy" denotes an acyl radical attached to an oxygen atom wherein acyl has the same definition as described herein; some embodiments are when acyloxy is C₁₋₁₁ acyloxy, some embodiments are when acyloxy is C₁₋₁₀ acyloxy, some embodiments are when acyloxy is C₁₋₈ acyloxy, some embodiments are when acyloxy is C₁₋₆ acyloxy, some embodiments are when acyloxy is C₁₋₅ acyloxy, some embodiments are when acyloxy is C₁₋₄ acyloxy, some embodiments are when acyloxy is C₁₀₋₁₂ acyloxy, some embodiments are when acyloxy is C₈₋₁₀ acyloxy. Some examples include, but are not limited to, acetyloxy, propionyloxy, butanoyloxy, *iso*-butanoyloxy, *sec*-butanoyloxy, *t*-butanoyloxy, pentanoyloxy, hexanoyloxy, heptanoyloxy, octanoyloxy, nonanoyloxy, decanoyloxy, undecanoyloxy, dodecanoyloxy, and the like.

The term "C₂₋₆ alkenyl" denotes a radical containing 2 to 6 carbons wherein at least one carbon-carbon double bond is present, some embodiments are 2 to 4 carbons, some embodiments are 2 to 3 carbons, and some embodiments have 2 carbons. Both *E* and *Z* isomers are embraced by the term "alkenyl." Furthermore, the term "alkenyl" includes di- and tri-alkenyls. Accordingly, if more than one double bond is present then the bonds may be all *E* or *Z* or a mixture of *E* and *Z*. Examples of an alkenyl include vinyl, allyl, 2-butenyl, 3-butenyl, 2-

pentenyl, 3-pentenyl, 4-pentenyl, 2-hexenyl, 3-hexenyl, 4-hexenyl, 5-hexenyl, 2,4-hexadienyl and the like.

The term "**C₁₋₆ alkoxy**" as used herein denotes an alkyl radical, as defined herein, attached directly to an oxygen atom. Examples include methoxy, ethoxy, *n*-propoxy, *iso*-propoxy, *n*-butoxy, *t*-butoxy, *iso*-butoxy, *sec*-butoxy and the like.

The term "**C₁₋₆ alkoxycarbonylamino**" denotes the group represented by the formula:



wherein C₁₋₆ alkyl has the same definition as found herein. Examples of C₁₋₆ alkoxycarbonylamino include methoxycarbonylamino, ethoxycarbonylamino, isopropoxycarbonylamino, propoxycarbonylamino, *tert*-butoxycarbonylamino, butoxycarbonylamino, and the like.

The term "**C₁₋₈ alkyl**" denotes a straight or branched carbon radical containing 1 to 8 carbons, some embodiments are 1 to 6 carbons, some embodiments are 1 to 4 carbons, some embodiments are 1 to 3 carbons, and some embodiments are 1 or 2 carbons. Examples of an alkyl include, but are not limited to, methyl, ethyl, *n*-propyl, *iso*-propyl, *n*-butyl, *sec*-butyl, *iso*-butyl, *t*-butyl, pentyl, *iso*-pentyl, *t*-pentyl, *neo*-pentyl, 1-methylbutyl [i.e., -CH(CH₃)CH₂CH₂CH₃], 2-methylbutyl [i.e., -CH₂CH(CH₃)CH₂CH₃], *n*-hexyl and the like.

The term "**C₁₋₆ alkylcarboxamido**" or "**C₁₋₆ alkylcarboxamide**" denotes a single C₁₋₆ alkyl group attached to the nitrogen of an amide group, wherein alkyl has the same definition as found herein. The C₁₋₆ alkylcarboxamido may be represented by the following:

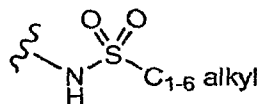
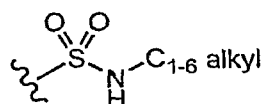


Examples include, but are not limited to, *N*-methylcarboxamide, *N*-ethylcarboxamide, *N-n*-propylcarboxamide, *N-iso*-propylcarboxamide, *N-n*-butylcarboxamide, *N-sec*-butylcarboxamide, *N-iso*-butylcarboxamide, *N-t*-butylcarboxamide and the like.

The term "**C₁₋₄ alkylene**" refers to a C₁₋₄ divalent straight carbon group containing 1 to 4 carbons, some embodiments are 1 to 3 carbons, some embodiments are 1 to 2 carbons. In some embodiments alkylene refers to, for example, -CH₂-, -CH₂CH₂-, -CH₂CH₂CH₂-, -CH₂CH₂CH₂CH₂-, and the like.

The term "**C₁₋₆ alkylsulfinyl**" denotes a C₁₋₆ alkyl radical attached to a sulfoxide radical of the formula: -S(O)- wherein the alkyl radical has the same definition as described herein. Examples include, but are not limited to, methylsulfinyl, ethylsulfinyl, *n*-propylsulfinyl, *iso*-propylsulfinyl, *n*-butylsulfinyl, *sec*-butylsulfinyl, *iso*-butylsulfinyl, *t*-butylsulfinyl, and the like.

The term "**C₁₋₆ alkylsulfonamide**" refers to the groups shown below:



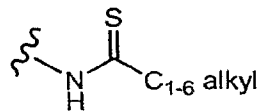
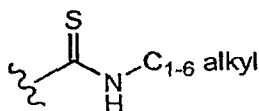
wherein C₁₋₆ alkyl has the same definition as described herein.

The term “C₁₋₆ alkylsulfonyl” denotes a C₁₋₆ alkyl radical attached to a sulfone radical of the formula: -S(O)₂- wherein the alkyl radical has the same definition as described herein.

5 Examples include, but are not limited to, methylsulfonyl, ethylsulfonyl, *n*-propylsulfonyl, *iso*-propylsulfonyl, *n*-butylsulfonyl, *sec*-butylsulfonyl, *iso*-butylsulfonyl, *t*-butylsulfonyl, and the like.

The term “C₁₋₆ alkylthio” denotes a C₁₋₆ alkyl radical attached to a sulfide of the formula: -S- wherein the alkyl radical has the same definition as described herein. Examples
10 include, but are not limited to, methylsulfanyl (i.e., CH₃S-), ethylsulfanyl, *n*-propylsulfanyl, *iso*-propylsulfanyl, *n*-butylsulfanyl, *sec*-butylsulfanyl, *iso*-butylsulfanyl, *t*-butylsulfanyl, and the like.

The term “C₁₋₆ alkylthiocarboxamide” denotes a thioamide of the following formulae:



15 wherein C₁₋₆ alkyl has the same definition as described herein.

The term “C₁₋₆ alkylureyl” denotes the group of the formula: -NC(O)N- wherein one or both of the nitrogens are substituted with the same or different C₁₋₆ alkyl group wherein alkyl has the same definition as described herein. Examples of an alkylureyl include, but are not limited to, CH₃NHC(O)NH-, NH₂C(O)NCH₃-, (CH₃)₂NC(O)NH-, (CH₃)₂NC(O)NH-,
20 (CH₃)₂NC(O)NCH₃-, CH₃CH₂NHC(O)NH-, CH₃CH₂NHC(O)NCH₃-, and the like.

The term “C₂₋₆ alkynyl” denotes a radical containing 2 to 6 carbons and at least one carbon-carbon triple bond, some embodiments are 2 to 4 carbons, some embodiments are 2 to 3 carbons, and some embodiments have 2 carbons. Examples of an alkynyl include, but are not limited to, ethynyl, 1-propynyl, 2-propynyl, 1-butynyl, 2-butynyl, 3-butynyl, 1-pentynyl, 2-
25 pentynyl, 3-pentynyl, 4-pentynyl, 1-hexynyl, 2-hexynyl, 3-hexynyl, 4-hexynyl, 5-hexynyl and the like. The term “alkynyl” includes di- and tri-ynes.

The term “amino” denotes the group -NH₂.

The term “C₁₋₆ alkylamino” denotes one alkyl radical attached to an amino radical wherein the alkyl radical has the same meaning as described herein. Some examples include,
30 but are not limited to, methylamino, ethylamino, *n*-propylamino, *iso*-propylamino, *n*-butylamino, *sec*-butylamino, *iso*-butylamino, *t*-butylamino, and the like. Some embodiments are “C₁₋₂ alkylamino.”

The term “aryl” denotes a 6- to 12-membered mono- or bicyclic ring system containing only ring carbons wherein at least one ring is aromatic. Examples include phenyl, 1,2,3,4-

tetrahydro-naphthalen-1-yl, 1,2,3,4-tetrahydro-naphthalen-2-yl, 5,6,7,8-tetrahydro-naphthalen-1-yl, 5,6,7,8-tetrahydro-naphthalen-2-yl, indan-4-yl, naphtha-1-yl, naphtha-2-yl, and the like.

The term “**arylalkyl**” defines a C₁-C₄ alkylene, such as -CH₂-, -CH₂CH₂- and the like, which is further substituted with an aryl group. Examples of an “arylalkyl” include benzyl, phenethylene and the like.

The term “**arylcarboxamido**” denotes a single aryl group attached to the nitrogen of an amide group, wherein aryl has the same definition as found herein. The example is *N*-phenylcarboxamide.

The term “**arylureyl**” denotes the group -NC(O)N- where one of the nitrogens are substituted with an aryl.

The term “**benzyl**” denotes the group -CH₂C₆H₅.

The term “**bicyclic**” refers to two C₄₋₇ cyclalkyl groups that share two ring carbons thus forming either a fused or bridged ring. Bicyclic examples include, but not limited to, bicyclo[1.1.1]pentyl, bicyclo[2.1.1]hexyl, bicyclo[2.2.1]heptyl, bicyclo[2.2.2]octyl, bicyclo[3.1.1]heptyl, bicyclo[3.2.1]octyl, and the like.

The term “**carbo-C₁₋₆-alkoxy**” refers to a C₁₋₆ alkyl ester of a carboxylic acid, wherein the alkyl group is as defined herein. Examples include, but are not limited to, carbomethoxy, carboethoxy, carbopropoxy, carboisopropoxy, carbobutoxy, carbo-*sec*-butoxy, carbo-*iso*-butoxy, carbo-*t*-butoxy, carbo-*n*-pentoxy, carbo-*iso*-pentoxy, carbo-*t*-pentoxy, carbo-*neo*-pentoxy, carbo-*n*-hexyloxy, and the like.

The term “**carboxamide**” refers to the group -CONH₂.

The term “**carboxy**” or “**carboxyl**” denotes the group -CO₂H; also referred to as a carboxylic acid group.

The term “**cyano**” denotes the group -CN.


The term “**C₄₋₇ cycloalkenyl**” denotes a non-aromatic ring radical containing 4 to 7 ring carbons and at least one double bond; some embodiments contain 4 to 6 carbons; some embodiments contain 4 to 5 carbons; some embodiments contain 4 carbons. Examples include cyclobutenyl, cyclopentenyl, cyclopentenyl, cyclohexenyl, and the like.

The term “**C₃₋₁₀ cycloalkyl**” denotes a saturated monocyclic, bicyclic, or tricyclic ring radical containing 3 to 8 carbons; some embodiments contain 3 to 7 carbons; some embodiments contain 3 to 6 carbons; some embodiments contain 3 to 5 carbons; some embodiments contain 5 to 7 carbons; some embodiments contain 3 to 4 carbons. Examples include cyclopropyl, cyclobutyl, cyclopentyl, cyclohexyl, cycloheptyl, adamantyl, bicyclo[2.2.1]heptyl, and the like.

The term “**C₃₋₇ cycloalkylcarbonyl**” denotes a C₃₋₇ cycloalkyl group, as described herein, bonded to the carbon of a carbonyl group (i.e., -C(=O)-). Examples of the C₃₋₇ cycloalkylcarbonyl group include, but not limited to, cyclopropylcarbonyl, cyclobutylcarbonyl, cyclopentylcarbonyl, and the like.

The term "**C₃₋₆ cycloalkylene**" refers to a divalent cycloalkyl radical, where cycloalkyl is as defined herein, containing 3 to 6 carbons; some embodiments contain 3 to 5 carbons; some embodiments contain 3 to 4 carbons. In some embodiments, the C₃₋₆ cycloalkylene group has the two bonding groups on the same ring carbon, for example:

1,1-cyclopropyl



In some embodiments, the C₃₋₆ cycloalkylene group has the two bonding groups on different ring carbons. It is understood that when the two groups of the C₃₋₆ cycloalkylene group are on different ring carbons they may be cis or trans or mixtures thereof with respect to each other.

The term "**C₂₋₈ dialkylamino**" denotes an amino substituted with two of the same or different C₁₋₄ alkyl radicals wherein alkyl radical has the same definition as described herein. Some examples include, but are not limited to, dimethylamino, methylethylamino, diethylamino, methylpropylamino, methylisopropylamino, ethylpropylamino, ethylisopropylamino, dipropylamino, propylisopropylamino and the like. Some embodiments are "**C₂₋₄ dialkylamino**."

The term "**C₂₋₈ dialkylcarboxamido**" or "**C₂₋₈ dialkylcarboxamide**" denotes two alkyl radicals, that are the same or different, attached to an amide group, wherein alkyl has the same definition as described herein. A C₂₋₈ dialkylcarboxamido may be represented by the following groups:



wherein C₁₋₄ has the same definition as described herein. Examples of a dialkylcarboxamide include, but are not limited to, *N,N*-dimethylcarboxamide, *N*-methyl-*N*-ethylcarboxamide, *N,N*-diethylcarboxamide, *N*-methyl-*N*-isopropylcarboxamide, and the like.

The term "**C₂₋₈ dialkylsulfonamide**" refers to one of the following groups shown below:



wherein C₁₋₄ has the same definition as described herein, for example but are not limited to, methyl, ethyl, *n*-propyl, isopropyl, and the like.

The term "**C₂₋₈ dialkylthiocarboxamido**" or "**C₂₋₈ dialkylthiocarbox-amide**" denotes two alkyl radicals, that are the same or different, attached to a thioamide group, wherein alkyl has the same definition as described herein. A C₂₋₈ dialkylthiocarboxamido or C₂₋₈ dialkylthiocarboxamide may be represented by the following groups:



Examples of a dialkylthiocarboxamide include, but are not limited to, *N,N*-dimethylthiocarboxamide, *N*-methyl-*N*-ethylthiocarboxamide and the like.

The term “**formyl**” refers to the group –CHO.

5 The term “**C₁₋₆ haloalkoxy**” denotes a C₁₋₆ haloalkyl, as defined herein, which is directly attached to an oxygen atom. Examples include, but are not limited to, difluoromethoxy, trifluoromethoxy, 2,2,2-trifluoroethoxy, pentafluoroethoxy and the like.

10 The term “**C₁₋₆ haloalkyl**” denotes an C₁₋₆ alkyl group, defined herein, wherein the alkyl is substituted with one halogen up to fully substituted and a fully substituted C₁₋₆ haloalkyl can be represented by the formula C_nL_{2n+1} wherein L is a halogen and “n” is 1, 2, 3, 4, 5 or 6; when more than one halogen is present then they may be the same or different and selected from the group consisting of F, Cl, Br and I, in some embodiments, the halogen is F. Examples of haloalkyl groups include, but are not limited to, fluoromethyl, difluoromethyl, trifluoromethyl, chlorodifluoromethyl, 2,2,2-trifluoroethyl, pentafluoroethyl and the like.

15 The term “**C₁₋₆ haloalkylcarboxamide**” denotes an C₁₋₆ alkylcarboxamide group, defined herein, wherein the alkyl is substituted with one halogen up to fully substituted represented by the formula C_nL_{2n+1} wherein L is a halogen and “n” is 1, 2, 3, 4, 5 or 6. When more than one halogen is present they may be the same or different and selected from the group consisting of F, Cl, Br and I, preferably F.

20 The term “**C₁₋₆ haloalkylsulfinyl**” denotes a C₁₋₆ haloalkyl radical attached to a sulfoxide group of the formula: –S(O)– wherein the haloalkyl radical has the same definition as described herein. Examples include, but are not limited to, trifluoromethylsulfinyl, 2,2,2-trifluoroethylsulfinyl, 2,2-difluoroethylsulfinyl and the like.

25 The term “**C₁₋₆ haloalkylsulfonyl**” denotes a C₁₋₆ haloalkyl radical attached to a sulfone group of the formula: –S(O)₂– wherein haloalkyl has the same definition as described herein. Examples include, but are not limited to, trifluoromethylsulfonyl, 2,2,2-trifluoroethylsulfonyl, 2,2-difluoroethylsulfonyl and the like.

30 The term “**C₁₋₆ haloalkylthio**” denotes a C₁₋₆ haloalkyl radical directly attached to a sulfur wherein the haloalkyl has the same meaning as described herein. Examples include, but are not limited to, trifluoromethylthio (i.e., CF₃S–, also referred to as trifluoromethylsulfanyl), 1,1-difluoroethylthio, 2,2,2-trifluoroethylthio and the like. The term “**halogen**” or “**halo**” denotes to a fluoro, chloro, bromo or iodo group.

35 The term “**heteroaryl**” denotes a 6- to 12-membered mono- or bicyclic ring system wherein at least one ring atom is a heteroatom and at least one ring is aromatic. Examples of a heteroatom include, O, S, N and the like. In some embodiments, N is optionally substituted,

for example, H, or C₁₋₄ alkyl. Examples of heteroaryl groups include, but are not limited to, pyridyl, benzofuranyl, pyrazinyl, pyridazinyl, pyrimidinyl, triazinyl, quinolinyl, benzoxazolyl, benzothiazolyl, 1*H*-benzimidazolyl, isoquinolinyl, quinazolinyl, quinoxalinyl, pyrrolyl, indolyl, 1*H*-benzoimidazol-2-yl, benzo[1,3]dioxol-5-yl, 3,4-dihydro-2*H*-benzo[1,4]oxazin-7-yl, 2,3-dihydro-benzofuran-7-yl, 2,3-dihydro-indol-1-yl, and the like. Other examples include, but are not limited to, those in TABLE 1, TABLE 2, and the like.

The term “**heterobicyclic**” denotes a non-aromatic bicyclic ring, as described herein, wherein 1, 2, or 3 ring carbons are replaced with a heteroatom selected from, but are not limited to, the group consisting of O, S, S(=O), S(=O)₂, and NH, wherein the nitrogen can be optionally substituted, and 1 or 2 ring carbons can be optionally substituted with oxo or thiooxo thus together form a carbonyl or thiocarbonyl group respectively. Examples of a heterobicyclic group include, but are not limited to, 2,5-diaza-bicyclo[2.2.1]hept-2-yl, 7-aza-bicyclo[2.2.1]hept-7-yl, and the like.

The term “**heterocyclic**” denotes a 3- to 12-membered mono- or bicyclic non-aromatic ring system wherein at least one ring atom is a heteroatom. In some embodiments, heteroatom is selected from, but are not limited to, the group consisting of O, S, S(=O), S(=O)₂, NH, wherein the N of the heterocyclic can be optionally substituted as described herein, in some embodiments, the nitrogen is optionally substituted with C₁₋₄ acyl or C₁₋₄ alkyl, and ring carbon atoms optionally substituted with oxo or a thiooxo thus forming a carbonyl or thiocarbonyl group. The heterocyclic group can be bonded at any available ring atom, for example, ring carbon, ring nitrogen, and the like. In some embodiments, the heterocyclic group is a 3-, 4-, 5-, 6- or 7-membered containing ring. Examples of a heterocyclic group include, but are not limited to, aziridin-1-yl, aziridin-2-yl, azetidin-1-yl, azetidin-2-yl, azetidin-3-yl, piperidin-1-yl, piperidin-2-yl, piperidin-3-yl, piperidin-4-yl, morpholin-2-yl, morpholin-3-yl, morpholin-4-yl, piperzin-1-yl, piperzin-2-yl, piperzin-3-yl, piperzin-4-yl, pyrrolidin-1-yl, pyrrolidin-2-yl, pyrrolidin-3-yl, [1,3]-dioxolan-2-yl, thiomorpholin-4-yl, [1,4]oxazepan-4-yl, 1,1-dioxo-1λ⁶-thiomorpholin-4-yl, azepan-1-yl, azepan-2-yl, azepan-3-yl, azepan-4-yl, octahydro-quinolin-1-yl, octahydro-isoquinolin-2-yl, and the like.

The term “**hydroxyl**” refers to the group -OH.

The term “**nitro**” refers to the group -NO₂.

As used herein, the term “**oxo**” refers to the substituent =O, accordingly, when a carbon is substituted by an oxo group the new group resulting from the carbon and oxo together is a carbonyl group.

The term “**phenoxy**” refers to the group C₆H₅O-.

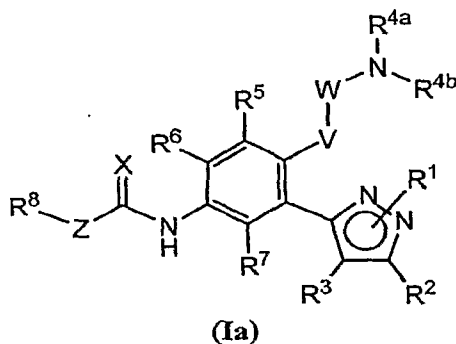
The term “**phenyl**” refers to the group C₆H₅-.

The term “**sulfonic acid**” refers to the group -SO₃H.

The term “**thiol**” denotes the group -SH.

COMPOUNDS OF THE INVENTION:

One aspect of the present invention pertains to certain compounds as shown in Formula (Ia):



or a pharmaceutically acceptable salt, hydrate or solvate thereof; wherein R^1 , R^2 , R^3 , R^{4a} , R^{4b} , R^5 , R^6 , R^7 , R^8 , V , W , X , and Z have the same definitions as described herein, *supra* and *infra*.

One aspect of the present invention pertains to certain compounds as shown in Formula (Ia) wherein:

R^{4a} is H; and

R^{4b} is H, C_{1-12} acyl, carbo- C_{1-6} -alkoxy, or $C(=O)O$ -aryl, wherein the C_{1-12} acyl, carbo- C_{1-6} -alkoxy, and $-C(=O)O$ -aryl are each optionally substituted with 1, 2, 3, 4, or 5 substituents selected independently from the group consisting of C_{1-6} alkylcarboxamide, amino, C_{1-6} alkylamino, C_{2-8} dialkylamino, C_{1-6} alkylimino, C_{1-6} alkylsulfinyl, C_{1-6} alkylsulfonyl, C_{1-6} alkylthio, halogen, nitro, and phenyl;

or R^{4b} is $-C(=O)OCR^aR^bOC(=O)R^c$, wherein R^a , R^b and R^c are each independently selected from H, or C_{1-6} alkyl.

In some embodiments, the present invention pertains to compounds of Formula (Ia), as described herein, that are isolated.

In some embodiments, the present invention pertains to compounds of Formula (Ia), as described herein, that are isolated outside the body of an individual.

In some embodiments, isolated compounds of Formula (Ia) have a purity of greater than about 0.1%, about 1%, about 5%, about 10%, about 15%, about 20%, about 25%, about 30%, about 40%, about 45%, about 50%, about 55%, about 60%, about 65%, about 70%, about 75%, about 80%, about 85%, about 90%, about 95%, about 98%, or about 99%.

In some embodiments, the present invention pertains to compounds of Formula (Ia), as described herein, or a pharmaceutically acceptable salt, hydrate, solvate, or N-oxide thereof.

It is appreciated that certain features of the invention, which are, for clarity, described in the context of separate embodiments, may also be provided in combination in a single embodiment. Conversely, various features of the invention, which are, for brevity, described in the context of a single embodiment, may also be provided separately or in any suitable

subcombination. All combinations of the embodiments pertaining to the chemical groups represented by the variables (e.g., R^1 , R^2 , R^3 , R^{4a} , R^{4b} , R^5 , R^6 , R^7 , R^8 , V, W, X, Z, etc.) contained within the generic chemical formulae described herein [e.g. (Ia), (Ic), (Ie), etc.] are specifically embraced by the present invention just as if they were explicitly disclosed, to the extent that

5 such combinations embrace compounds that are stable compounds (ie., compounds that can be isolated, characterized and tested for biological activity). In addition, all subcombinations of the chemical groups listed in the embodiments describing such variables, as well as all subcombinations of uses and medical indications described herein, are also specifically embraced by the present invention just as if each of such subcombination of chemical groups

10 and subcombination of uses and medical indications were explicitly disclosed herein.

As used herein, "substituted" indicates that at least one hydrogen atom of the chemical group is replaced by a non-hydrogen substituent or group, the non-hydrogen substituent or group can be monovalent or divalent. When the substituent or group is divalent, then it is understood that this group is further substituted with another substituent or group. When a

15 chemical group herein is "substituted" it may have up to the full valance of substitution; for example, a methyl group can be substituted by 1, 2, or 3 substituents, a methylene group can be substituted by 1 or 2 substituents, a phenyl group can be substituted by 1, 2, 3, 4, or 5 substituents, a naphthyl group can be substituted by 1, 2, 3, 4, 5, 6, or 7 substituents and the like. Likewise, "substituted with one or more substituents" refers to the substitution of a group with

20 one substituent up to the total number of substituents physically allowed by the group. Further, when a group is substituted with more than one group they can be identical or they can be different.

Compounds of the invention can also include tautomeric forms, such as keto-enol tautomers, and the like. Tautomeric forms can be in equilibrium or sterically locked into one

25 form by appropriate substitution. It is understood that the various tautomeric forms are within the scope of the compounds of the present invention.

Compounds of the invention can also include all isotopes of atoms occurring in the intermediates and/or final compounds. Isotopes include those atoms having the same atomic number but different mass numbers. For example, isotopes of hydrogen include deuterium and

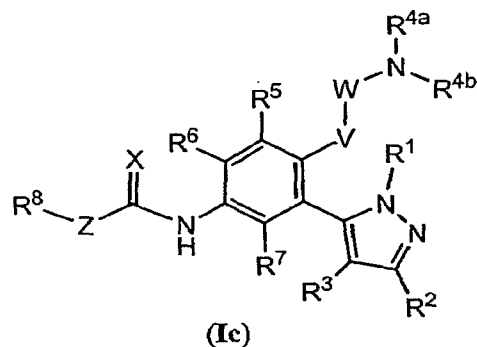
30 tritium.

It is understood and appreciated that compounds of the present invention may have one or more chiral centers, and therefore can exist as enantiomers and/or diastereomers. The invention is understood to extend to and embrace all such enantiomers, diastereomers and mixtures thereof, including but not limited, to racemates. Accordingly, some embodiments of

35 the present invention pertain to compounds of the present invention that are *R* enantiomers. Further, some embodiments of the present invention pertain to compounds of the present invention that are *S* enantiomers. In examples where more than one chiral center is present,

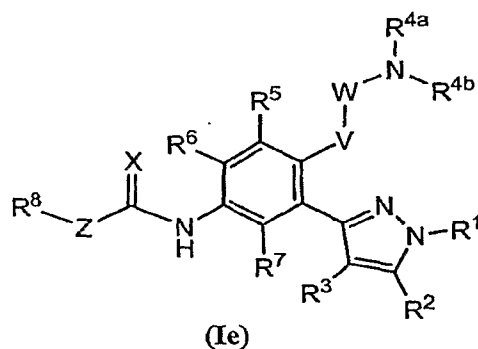
then, some embodiments of the present invention include compounds that are *RS* or *SR* enantiomers. In further embodiments, compounds of the present invention are *RR* or *SS* enantiomers. It is understood that compounds of the present invention are intended to represent all possible individual enantiomers and mixtures thereof just as if each had been individually named with the structure provided, unless stated or shown otherwise.

Some embodiments of the present invention pertain to certain compounds as shown in Formula (Ic):



wherein each variable in Formula (Ic) has the same meaning as described herein, *supra* and *infra*.

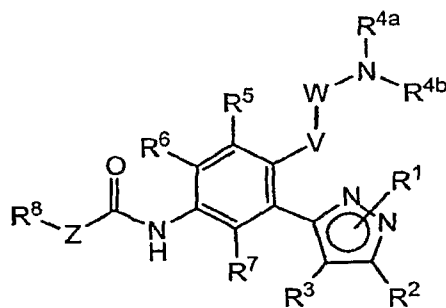
Some embodiments of the present invention pertain to certain compounds as shown in Formula (Ie):



wherein each variable in Formula (Ie) has the same meaning as described herein, *supra* and *infra*.

In some embodiments, X is O.

Some embodiments of the present invention pertain to certain compounds as shown in Formula (Ig):



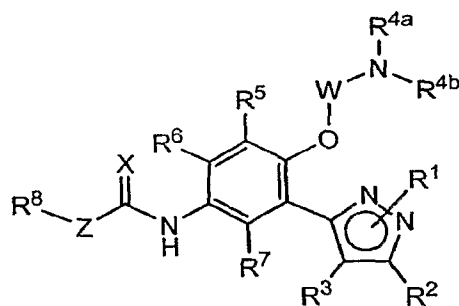
(Ig)

wherein each variable in Formula (Ig) has the same meaning as described herein, *supra* and *infra*.

In some embodiments, X is S.

5 In some embodiments, V is O.

Some embodiments of the present invention pertain to certain compounds as shown in Formula (Ik):



(Ik)

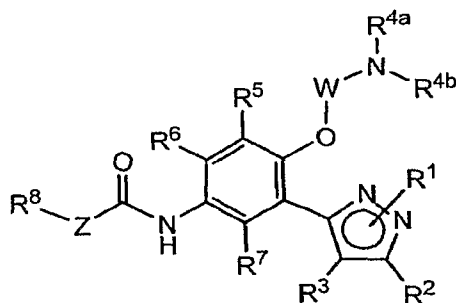
wherein each variable in Formula (Ik) has the same meaning as described herein, *supra* and *infra*.

10

In some embodiments, V is NH.

In some embodiments, X is O and V is O.

Some embodiments of the present invention pertain to certain compounds as shown in Formula (Im):



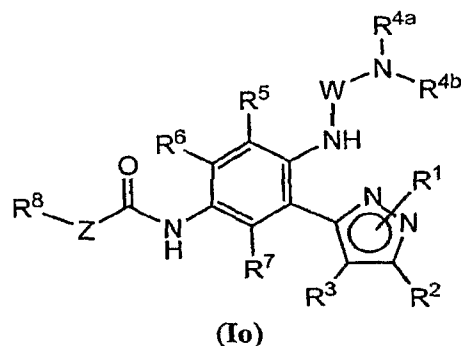
(Im)

wherein each variable in Formula (Im) has the same meaning as described herein, *supra* and *infra*.

15

In some embodiments, X is O and V is NH.

Some embodiments of the present invention pertain to certain compounds as shown in Formula (I_o):



wherein each variable in Formula (I_o) has the same meaning as described herein, *supra* and *infra*.

In some embodiments, W is -CH₂CH₂- optionally substituted with 1 to 2 substituents selected independently from the group consisting of C₁₋₃ alkyl, C₃₋₇ cycloalkyl, C₁₋₃ haloalkyl, oxo and imino, wherein the C₁₋₃ alkyl is optionally substituted with C₁₋₃ alkylsulfonyl.

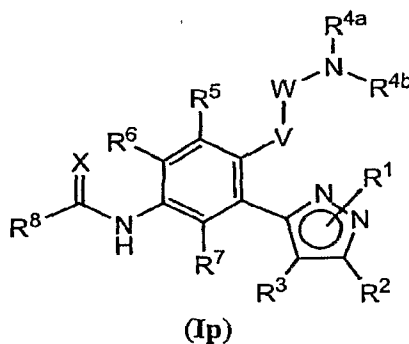
In some embodiments, W is -CH₂CH₂- optionally substituted with 1 to 2 substituents selected independently from the group consisting of -CH₃, cyclohexyl, -CH₂CH₂S(=O)₂CH₃, cyclohexylmethyl, isopropyl, *t*-butyl, oxo and imino.

In some embodiments, W is -CH₂CH₂-.

In some embodiments, Z is absent.

Some embodiments of the present invention pertain to certain compounds as shown in

Formula (I_p):



wherein each variable in Formula (I_p) has the same meaning as described herein, *supra* and *infra*.

In some embodiments, Z is -CH₂- or -CH₂CH₂- each optionally substituted with 1 or 2 substituents selected independently from the group consisting of C₁₋₄ alkoxy and oxo.

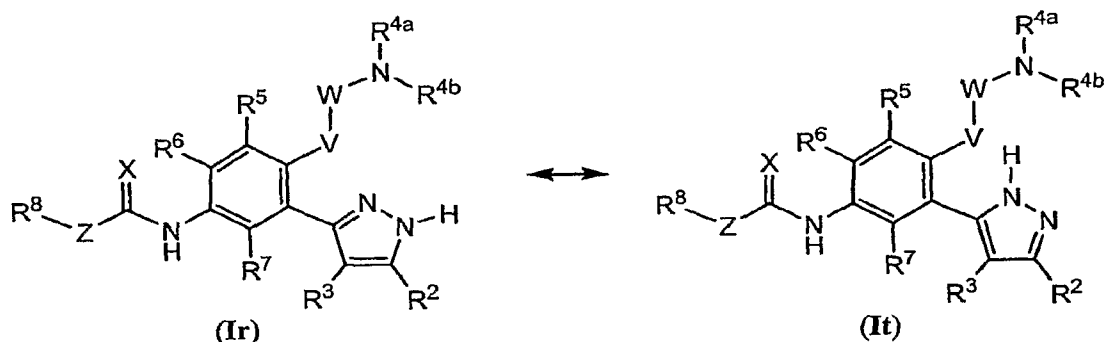
In some embodiments, Z is -CH₂-, -C(=O)-, -CH₂CH₂-, or -CH(OCH₃)-

In some embodiments, R¹ is C₁₋₆ alkyl.

In some embodiments, R¹ is -CH₃.

In some embodiments, R₁ is H.

It is understood when R_1 is H that tautomers are possible. It is well understood and appreciated in the art that pyrazoles can exist in various tautomeric forms. Two possible tautomeric forms are illustrated below:



5 It is further understood that tautomeric forms can also have corresponding nomenclature for each represented tautomer, for example, the pyrazol-3-yl groups in Formula (Ir) and Formula (It) can be represented by the general chemical names 1*H*-pyrazol-3-yl and 2*H*-pyrazol-3-yl respectively. Therefore, the present invention includes all tautomers and the various nomenclature designations.

10 In some embodiments, R^2 is H.

In some embodiments, R^3 is H or halogen.

In some embodiments, R^3 is H, Cl, or Br.

In some embodiments, R^{4a} is H.

In some embodiments, R^{4a} and R^{4b} are both H.

15 In some embodiments, R^{4a} is H, and R^{4b} is C_{1-12} acyl.

In some embodiments, R^{4a} is H, and R^{4b} is carbo- C_{1-6} -alkoxy.

In some embodiments, R^{4a} is H, and R^{4b} is $-C(=O)OCR^aR^bOC(=O)R^c$, wherein R^a , R^b and R^c are each independently selected from H or CH_3 .

In some embodiments, R^5 is H.

20 In some embodiments, R^6 is H.

In some embodiments, R^7 is H.

In some embodiments, R^5 , R^6 , and R^7 are each H.

In some embodiments, R^8 is aryl optionally substituted with 1, 2, 3, or 4 substituents selected independently from the group consisting of C_{1-6} acyl, C_{1-6} alkoxy, C_{1-6} alkyl, C_{1-6} alkylcarboxamide, C_{2-8} dialkylamino, cyano, C_{3-7} cycloalkyloxy, halogen, C_{1-6} haloalkoxy, C_{1-6} haloalkyl, and heteroaryl, wherein the C_{1-6} alkyl is optionally substituted with heterocyclyl.

In some embodiments, R^8 is phenyl or naphthyl each optionally substituted with 1, 2, 3, or 4 substituents selected independently from the group consisting of $-C(=O)CH_3$, $-OCH_3$, $-OCH_2CH_3$, $-OCH(CH_3)_2$, $-CH_3$, $-CH_2CH_3$, $-NHC(=O)CH_3$, $-N(CH_3)_2$, cyano, $-O$ -cyclopentyl, F, Cl, Br, $-OCH_2CF_3$, $-OCF_3$, $-OCF_2CF_3$, $-CF_3$, thiophen-2-yl, and 1,1-dioxo-1 λ^6 -thiomorpholin-4-yl- CH_2 -.

In some embodiments, R⁸ is selected from the group consisting of phenyl, 2-chloro-phenyl, 3-methyl-phenyl, 4-chloro-phenyl, 2,4-difluoro-phenyl, 3,4-difluoro-phenyl, 2-methoxy-phenyl, 3-fluoro-phenyl, 2-fluoro-phenyl, 3,4-dichloro-phenyl, 2-methyl-phenyl, 4-trifluoromethyl-phenyl, 2-ethoxy-phenyl, 3-chloro-phenyl, 3-trifluoromethyl-phenyl, 3,4-dimethoxy-phenyl, 2-trifluoromethyl-phenyl, 3-fluoro-4-methoxy-phenyl, 4-methoxy-phenyl, 4-fluoro-phenyl, 2,6-difluoro-phenyl, 3-methoxy-phenyl, and 4-methyl-phenyl.

In some embodiments, R⁸ is selected from the group consisting of 2-morpholin-4-yl-phenyl, 3-dimethylamino-phenyl, 3-methoxy-phenyl, 4-dimethylamino-phenyl, 4-trifluoromethoxy-phenyl, 2-dimethylamino-phenyl, 4-cyano-phenyl, 3-cyclopentyloxy-4-methoxy-phenyl, 4-methoxy-3-methyl-phenyl, 4-methoxy-2-methyl-phenyl, 4-ethyl-phenyl, 4-thiophen-2-yl-phenyl, 2-fluoro-phenyl, 3-fluoro-phenyl, 3-(1,1,2,2-tetrafluoro-ethoxy)-phenyl, 4-fluoro-phenyl, 4-fluoro-3-trifluoromethyl-phenyl, 4-methoxy-phenyl, 3-ethoxy-phenyl, 2-fluoro-4-methoxy-phenyl, 4-fluoro-3-methoxy-phenyl, 4-isopropoxy-phenyl, 3,5-difluoro-phenyl, 4-trifluoromethyl-phenyl, 2,6-difluoro-4-methoxy-phenyl, 2,2-dimethyl-2,3-dihydro-benzofuran-7-yl, 3-trifluoromethyl-phenyl, 4-methoxy-3-trifluoromethyl-phenyl, 4-bromo-phenyl, 3-methoxy-4-methyl-phenyl, 3-methoxy-2-methyl-phenyl, 4-chloro-phenyl, 2-bromo-5-methoxy-phenyl, 2-fluoro-3-methoxy-phenyl, 4-bromo-3-methyl-phenyl, naphthalen-2-yl, 2,4-difluoro-phenyl, 3-chloro-phenyl, 2-cyano-phenyl, 4-methyl-phenyl, 5-methoxy-2-(2,2,2-trifluoro-ethoxy)-phenyl, phenyl, 2,4,5-trifluoro-3-methoxy-phenyl, 2-fluoro-4-trifluoromethyl-phenyl, 3-bromo-4-methoxy-phenyl, 3-fluoro-5-trifluoromethyl-phenyl, 2-fluoro-5-trifluoromethyl-phenyl, 3-bromo-phenyl, 3-fluoro-4-methoxy-phenyl, 3-cyano-phenyl, 2,6-difluoro-phenyl, 4-methoxy-3,5-dimethyl-phenyl, 3-chloro-4-methoxy-phenyl, 3,4,5-trimethoxy-phenyl, 2-fluoro-5-methoxy-phenyl, 3-trifluoromethoxy-phenyl, 4-acetylamino-phenyl, 3-fluoro-4-methyl-phenyl, 4-fluoro-3-methyl-phenyl, 3-chloro-4-fluoro-phenyl, 4-chloro-3-fluoro-phenyl, 3-fluoro-4-trifluoromethyl-phenyl, 3,4-difluoro-phenyl, 2-chloro-6-fluoro-phenyl, 4-(1,1-dioxo-1λ⁶-thiomorpholin-4-ylmethyl)-phenyl, 2-methoxy-phenyl, 4-acetyl-phenyl, and 8-methoxy-1,2,3,4-tetrahydro-naphthalen-2-yl.

In some embodiments, R⁸ is C₁₋₈-alkyl.

In some embodiments, R⁸ is ethyl or *t*-butyl.

In some embodiments, R⁸ is heterocyclyl optionally substituted with substituents selected independently from the group consisting of C₁₋₆ alkoxy, halogen, heteroaryl, and phenyl, wherein the C₁₋₆ alkyl, heteroaryl, and phenyl are each optionally substituted with 1 substituent selected independently from the group consisting of C₁₋₆ alkoxy, halogen, and C₁₋₆ haloalkyl.

In some embodiments, R⁸ is selected from the group consisting of octahydro-quinolin-1-yl, octahydro-isoquinolin-2-yl, 4-pyridin-2-yl-piperazin-1-yl, 4-(5-trifluoromethyl-pyridin-2-yl)-piperazin-1-yl, 4-(3,5-dichloro-pyridin-4-yl)-piperazin-1-yl, 4-(2-methoxy-phenyl)-piperazin-1-

yl, 2-methoxymethyl-pyrrolidin-1-yl, 4-(4-methoxy-phenyl)-piperazin-1-yl, 2,5-dihydro-pyrrol-1-yl, 4-methyl-piperazin-1-yl, 5,6-dihydro-4H-pyrimidin-1-yl, and tetrahydro-furan-2-yl.

In some embodiments, R^8 is heteroaryl optionally substituted with substituents selected independently from the group consisting of C_{1-6} alkoxy, and halogen.

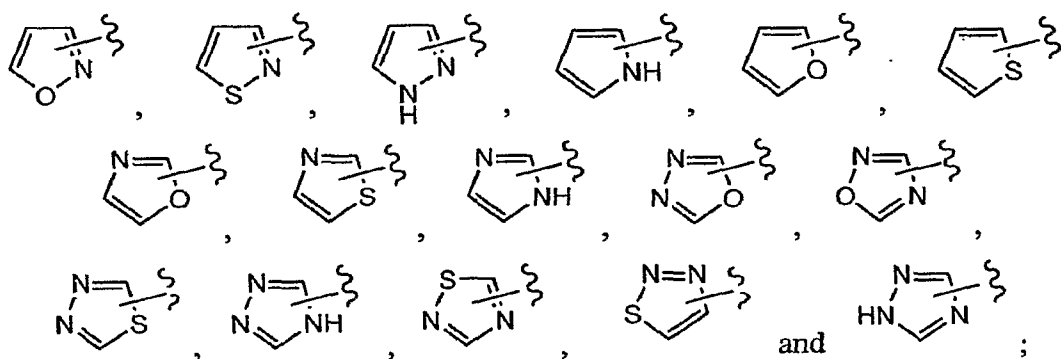
5 In some embodiments, R^8 is selected from the group consisting of 4-chloro-2,3-dihydro-indol-1-yl, 3,4-dihydro-2H-quinolin-1-yl, 2,3-dihydro-indol-1-yl, 1,3-dihydro-isoindol-2-yl, 5-chloro-2,3-dihydro-indol-1-yl, 5-bromo-2,3-dihydro-indol-1-yl, 6-chloro-2,3-dihydro-indol-1-yl, 6-fluoro-2,3-dihydro-indol-1-yl, 6,7-dimethoxy-3,4-dihydro-1H-isoquinolin-2-yl, 3,4-dihydro-1H-isoquinolin-2-yl, and 2,3,4,5-tetrahydro-benzo[b][1,4]diazepin-1-yl.

10 In some embodiments, R^8 is heteroaryl optionally substituted with substituents selected independently from the group consisting of C_{1-6} alkoxy, C_{1-6} alkyl, C_{1-6} alkylcarboxamide, C_{1-6} alkylthio, cyano, C_{3-7} cycloalkyl, halogen, C_{1-6} haloalkyl, hydroxyl, heterocyclyl, phenyl, and phenoxy, and the phenyl is optionally substituted with halogen.

15 In some embodiments, R^8 is heteroaryl optionally substituted with substituents selected independently from the group consisting of $-OCH_3$, $-OCH_2CH_3$, $-CH_3$, $-CH_2CH_3$, $-CH(CH_3)_2$, $-CH_2CH_2CH_2CH_3$, $-C(CH_3)_3$, $-NHC(=O)CH_3$, $-SCH_3$, cyano, cyclopropyl, F, Cl, Br, $-CF_3$, hydroxyl, morpholin-4-yl, heterocyclyl, phenyl, and phenoxy, and the phenyl is optionally substituted with halogen.

20 In some embodiments, heteroaryl is a 5-membered heteroaryl, for example, a 5-membered heteroaryl as shown in TABLE 1:

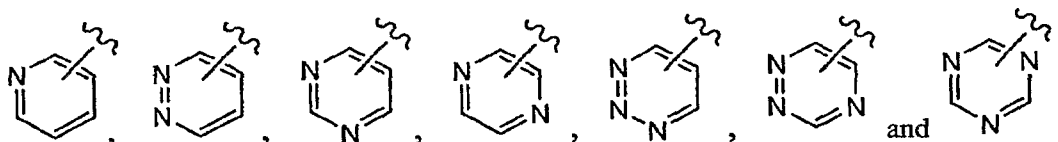
TABLE 1



25 wherein the 5-membered heteroaryl is bonded at any available position of the ring, for example, a imidazolyl ring can be bonded at one of the ring nitrogens (i.e., imidazol-1-yl group) or at one of the ring carbons (i.e., imidazol-2-yl, imidazol-4-yl or imiadazol-5-yl group).

In some embodiments, heteroaryl is a 6-membered heteroaryl, for example, a 6-membered heteroaryl as shown in TABLE 2:

TABLE 2



wherein the heteroaryl group is bonded at any ring carbon.

In some embodiments, R^8 is selected from the group consisting of 2,2-difluoro-benzo[1,3]dioxol-5-yl, 4-methyl-3,4-dihydro-2H-benzo[1,4]oxazin-7-yl, 2,2-difluoro-benzo[1,3]dioxol-4-yl, benzo[1,3]dioxol-5-yl, 2,3-dihydro-benzo[1,4]dioxin-5-yl, benzotriazol-5-yl, 4-methyl-thiazol-5-yl, 5-isopropyl-isoxazol-3-yl, thiazol-4-yl, 4-methyl-oxazol-5-yl, 1-methyl-1H-imidazol-4-yl, 3,5-dimethyl-1H-pyrrol-2-yl, 2-ethyl-5-methyl-2H-pyrazol-3-yl, 1-methyl-5-trifluoromethyl-1H-pyrazol-4-yl, 5-methyl-isoxazol-4-yl, 4-chloro-1-methyl-1H-pyrazol-3-yl, 3-methyl-isoxazol-4-yl, 5-cyclopropyl-4-fluoro-1H-pyrazol-3-yl, 1-methyl-1H-pyrrol-2-yl, 5-ethyl-4-fluoro-1H-pyrazol-3-yl, 3-ethoxy-thiophen-2-yl, 5-butyl-4-fluoro-1H-pyrazol-3-yl, thiophen-2-yl, 4-fluoro-5-methyl-1H-pyrazol-3-yl, 1-(4-chloro-phenyl)-5-trifluoromethyl-1H-pyrazol-4-yl, 3-pyridinyl, 1-phenyl-5-trifluoromethyl-1H-pyrazol-4-yl, 5-methyl-isoxazol-3-yl, 3-methyl-benzofuran-2-yl, 4,5-dichloro-isothiazol-3-yl, 3-chloro-5-fluoro-benzo[b]thiophen-2-yl, 2,5-dimethyl-2H-pyrazol-3-yl, 3-chloro-benzo[b]thiophen-2-yl, 2,5-dichloro-thiophen-3-yl, 4-methyl-thiophen-2-yl, 3-chloro-thiophen-2-yl, 3-methyl-3H-imidazol-4-yl, 4-bromo-thiophen-2-yl, 5-tert-butyl-2-methyl-2H-pyrazol-3-yl, 6-morpholin-4-yl-pyridin-3-yl, 1-tert-butyl-5-methyl-1H-pyrazol-3-yl, 5-methyl-thiophen-2-yl, 5-methyl-2-trifluoromethyl-furan-3-yl, 2-phenoxy-pyridin-3-yl, 5-methyl-pyrazin-2-yl, 6-oxo-1,6-dihydro-pyridazin-3-yl, quinolin-2-yl, 5-methyl-pyridin-3-yl, 4,5-dimethyl-furan-2-yl, 2,4-dimethyl-thiazol-5-yl, 2-bromo-4-methyl-thiazol-5-yl, 5-bromo-pyridin-3-yl, 3-fluoro-pyridin-4-yl, pyridin-4-yl, pyridin-3-yl, pyridin-2-yl, thiophen-3-yl, 2-phenyl-5-trifluoromethyl-oxazol-4-yl, 1H-indol-2-yl, 2-methyl-pyridin-3-yl, 6-pyrrolidin-1-yl-pyridin-3-yl, 6-phenoxy-pyridin-3-yl, 1H-imidazol-4-yl, 6-methyl-pyridin-3-yl, 2,6-dimethoxy-pyridin-3-yl, 4-chloro-pyridin-3-yl, 1-methyl-3-trifluoromethyl-1H-pyrazol-4-yl, 6-oxo-6H-pyran-3-yl, cinnolin-4-yl, 5-methyl-2H-pyrazol-3-yl, 3-chloro-6-fluoro-benzo[b]thiophen-2-yl, 2-hydroxy-pyridin-3-yl, 6-methyl-pyridin-2-yl, 3-chloro-pyridin-4-yl, 4-methoxy-thiophen-3-yl, 6-oxo-1,6-dihydro-pyridin-3-yl, 5-methyl-1H-pyrazol-3-yl, 4-chloro-1-ethyl-1H-pyrazol-3-yl, 5-bromo-furan-2-yl, 4-bromo-1-methyl-1H-pyrazol-3-yl, 1,5-dimethyl-1H-pyrazol-3-yl, 5-(4-chloro-phenyl)-2-trifluoromethyl-furan-3-yl, 3,5-dichloro-pyridin-4-yl, 1-phenyl-5-trifluoromethyl-1H-pyrazol-3-yl, 3,5-dimethyl-isoxazol-4-yl, 3-methyl-thiophen-2-yl, 5-isopropyl-2H-pyrazol-3-yl, 6-trifluoromethyl-pyridin-3-yl, 2-oxo-1,2-dihydro-pyridin-3-yl, 2-ethoxy-pyridin-3-yl, benzo[c]isoxazol-3-yl, 6-acetylamino-pyridin-3-yl, 2-methylsulfanyl-pyridin-3-yl, 6-cyano-pyridin-3-yl, 5-phenyl-isoxazol-3-yl, 5-chloro-1-methyl-3-trifluoromethyl-1H-pyrazol-4-yl, 5-chloro-thiophen-2-yl, 2,5-dimethyl-furan-3-yl, furan-2-yl, 5-tert-butyl-2-methyl-furan-3-yl, 3-phenyl-isoxazol-5-yl, isoxazol-5-yl, 4-methyl-[1,2,3]oxadiazol-5-yl, and 2-methyl-furan-3-yl.

In some embodiments, R^8 is benzo[d]isoxazol-3-yl, thiophen-3-yl, 1H-indol-3-yl, 3,5-dimethyl-pyrazol-1-yl, or 5-methyl-tetrazol-1-yl.

In some embodiments, R^8 is C_{3-10} cycloalkyl optionally substituted with substituents selected independently from the group consisting of C_{1-6} alkoxy, halogen, and C_{1-6} haloalkyl.

5 In some embodiments, R^8 is 3-methoxy-cyclohexyl, bicyclo[2.2.1]hept-2-yl, 4-methoxy-cyclohexyl, 2,2-difluoro-cyclopropyl, cyclohexyl, cyclopentyl, 4-trifluoromethyl-cyclohexyl, cyclopropyl, 4,4-difluoro-cyclohexyl, or adamantanyl.

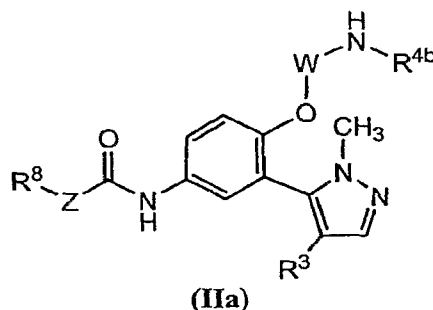
10 In some embodiments, R^8 is 3-methoxy-cyclohexyl, 4-methoxy-cyclohexyl, 2,2-difluoro-cyclopropyl, cyclohexyl, cyclopentyl, 4-trifluoromethyl-cyclohexyl, cyclopropyl, or 4,4-difluoro-cyclohexyl.

In some embodiments, R^8 is 3-methoxy-cyclohexyl, 4-methoxy-cyclohexyl, cyclohexyl, 4-trifluoromethyl-cyclohexyl, or 4,4-difluoro-cyclohexyl.

In some embodiments, R^8 is 2,2-difluoro-cyclopropyl, cyclopentyl, or cyclopropyl.

In some embodiments, R^8 is bicyclo[2.2.1]hept-2-yl or adamantanyl.

15 Some embodiments of the present invention pertain to certain compounds of Formula (IIa):



wherein:

20 W is $-CH_2CH_2-$ optionally substituted with 1 to 2 substituents selected independently from the group consisting of C_{1-3} alkyl, C_{3-7} cycloalkyl, C_{1-3} haloalkyl, oxo and imino, wherein the C_{1-3} alkyl is optionally substituted with C_{1-3} alkylsulfonyl;

Z is absent; or Z is $-CH_2-$ or $-CH_2CH_2-$ each optionally substituted with 1 or 2 substituents selected independently from the group consisting of C_{1-4} alkoxy and oxo;

R^3 is H or halogen;

25 R^{4b} is H, C_{1-12} acyl, or carbo- C_{1-6} -alkoxy, wherein the C_{1-5} acyl, and carbo- C_{1-6} -alkoxy are each optionally substituted with halogen;

or

R^{4b} is $-C(=O)OCR^aR^bOC(=O)R^c$, wherein R^a , R^b and R^c are each independently selected from H, or C_{1-6} alkyl; and

30 R^8 is C_{1-8} -alkyl, aryl, C_{3-10} cycloalkyl, heteroaryl or heterocyclyl each optionally substituted with 1, 2, 3, or 4 substituents selected independently from the group consisting of C_1 .

₆ acyl, C₁₋₆ alkoxy, C₁₋₆ alkyl, C₁₋₆ alkylcarboxamide, C₂₋₈ dialkylamino, C₁₋₆ alkylthio, cyano, C₃₋₇ cycloalkyl, C₃₋₇ cycloalkyloxy, halogen, C₁₋₆ haloalkoxy, C₁₋₆ haloalkyl, heteroaryl, heterocyclyl, hydroxyl, phenyl, and phenoxy, wherein the C₁₋₆ alkyl and phenyl are each optionally substituted with 1 substituent selected from heterocyclyl and halogen.

5 Some embodiments of the present invention pertain to certain compounds of Formula (IIa) wherein:

W is -CH₂CH₂- optionally substituted with 1 to 2 substituents selected independently from the group consisting of -CH₃, cyclohexyl, -CH₂CH₂S(=O)₂CH₃, cyclohexylmethyl, isopropyl, *t*-butyl, oxo and imino;

10 Z is -CH₂-, -C(=O)-, -CH₂CH₂-, or -CH(OCH₃)-;

R³ is H, Cl, or Br;

R^{4b} is H; and

R⁸ is C₁₋₈-alkyl, aryl, C₃₋₁₀ cycloalkyl, heteroaryl or heterocyclyl each optionally substituted with 1, 2, 3, or 4 substituents selected independently from the group consisting of C₁₋₆ acyl, C₁₋₆ alkoxy, C₁₋₆ alkyl, C₁₋₆ alkylcarboxamide, C₂₋₈ dialkylamino, C₁₋₆ alkylthio, cyano, C₃₋₇ cycloalkyl, C₃₋₇ cycloalkyloxy, halogen, C₁₋₆ haloalkoxy, C₁₋₆ haloalkyl, heteroaryl, heterocyclyl, hydroxyl, phenyl, and phenoxy, wherein the C₁₋₆ alkyl and phenyl are each optionally substituted with 1 substituent selected from heterocyclyl and halogen.

15 Some embodiments of the present invention pertain to certain compounds of Formula (IIa) wherein:

W is -CH₂CH₂- optionally substituted with 1 to 2 substituents selected independently from the group consisting of -CH₃, cyclohexyl, -CH₂CH₂S(=O)₂CH₃, cyclohexylmethyl, isopropyl, *t*-butyl, oxo and imino;

Z is -CH₂- or -CH₂CH₂-;

25 R³ is H, Cl, or Br;

R^{4b} is H; and

R⁸ is selected from the group consisting of phenyl, 2-chloro-phenyl, 3-methyl-phenyl, 4-chloro-phenyl, 2,4-difluoro-phenyl, 3,4-difluoro-phenyl, 2-methoxy-phenyl, 3-fluoro-phenyl, 2-fluoro-phenyl, 3,4-dichloro-phenyl, 2-methyl-phenyl, 4-trifluoromethyl-phenyl, 2-ethoxy-phenyl, 3-chloro-phenyl, 3-trifluoromethyl-phenyl, 3,4-dimethoxy-phenyl, 2-trifluoromethyl-phenyl, 3-fluoro-4-methoxy-phenyl, 4-methoxy-phenyl, 4-fluoro-phenyl, 2,6-difluoro-phenyl, 3-methoxy-phenyl, and 4-methyl-phenyl.

30 Some embodiments of the present invention pertain to certain compounds of Formula (IIa) wherein:

W is -CH₂CH₂- optionally substituted with 1 to 2 substituents selected independently from the group consisting of -CH₃, cyclohexyl, -CH₂CH₂S(=O)₂CH₃, cyclohexylmethyl, isopropyl, *t*-butyl, oxo and imino;

Z is absent;

R³ is H, Cl, or Br;

R^{4b} is H; and

R⁸ is selected from the group consisting of 2-morpholin-4-yl-phenyl, 3-dimethylamino-phenyl, 3-methoxy-phenyl, 4-dimethylamino-phenyl, 4-trifluoromethoxy-phenyl, 2-dimethylamino-phenyl, 4-cyano-phenyl, 3-cyclopentyloxy-4-methoxy-phenyl, 4-methoxy-3-methyl-phenyl, 4-methoxy-2-methyl-phenyl, 4-ethyl-phenyl, 4-thiophen-2-yl-phenyl, 2-fluoro-phenyl, 3-fluoro-phenyl, 3-(1,1,2,2-tetrafluoro-ethoxy)-phenyl, 4-fluoro-phenyl, 4-fluoro-3-trifluoromethyl-phenyl, 4-methoxy-phenyl, 3-ethoxy-phenyl, 2-fluoro-4-methoxy-phenyl, 4-fluoro-3-methoxy-phenyl, 4-isopropoxy-phenyl, 3,5-difluoro-phenyl, 4-trifluoromethyl-phenyl, 2,6-difluoro-4-methoxy-phenyl, 2,2-dimethyl-2,3-dihydro-benzofuran-7-yl, 3-trifluoromethyl-phenyl, 4-methoxy-3-trifluoromethyl-phenyl, 4-bromo-phenyl, 3-methoxy-4-methyl-phenyl, 3-methoxy-2-methyl-phenyl, 4-chloro-phenyl, 2-bromo-5-methoxy-phenyl, 2-fluoro-3-methoxy-phenyl, 4-bromo-3-methyl-phenyl, naphthalen-2-yl, 2,4-difluoro-phenyl, 3-chloro-phenyl, 2-cyano-phenyl, 4-methyl-phenyl, 5-methoxy-2-(2,2,2-trifluoro-ethoxy)-phenyl, phenyl, 2,4,5-trifluoro-3-methoxy-phenyl, 2-fluoro-4-trifluoromethyl-phenyl, 3-bromo-4-methoxy-phenyl, 3-fluoro-5-trifluoromethyl-phenyl, 2-fluoro-5-trifluoromethyl-phenyl, 3-bromo-phenyl, 3-fluoro-4-methoxy-phenyl, 3-cyano-phenyl, 2,6-difluoro-phenyl, 4-methoxy-3,5-dimethyl-phenyl, 3-chloro-4-methoxy-phenyl, 3,4,5-trimethoxy-phenyl, 2-fluoro-5-methoxy-phenyl, 3-trifluoromethoxy-phenyl, 4-acetylamino-phenyl, 3-fluoro-4-methyl-phenyl, 4-fluoro-3-methyl-phenyl, 3-chloro-4-fluoro-phenyl, 4-chloro-3-fluoro-phenyl, 3-fluoro-4-trifluoromethyl-phenyl, 3,4-difluoro-phenyl, 2-chloro-6-fluoro-phenyl, 4-(1,1-dioxo-1λ⁶-thiomorpholin-4-ylmethyl)-phenyl, 2-methoxy-phenyl, 4-acetyl-phenyl, and 8-methoxy-1,2,3,4-tetrahydro-naphthalen-2-yl.

Some embodiments of the present invention pertain to certain compounds of Formula (IIa) wherein:

W is -CH₂CH₂-;

Z is absent;

R³ is H, Cl, or Br;

R^{4b} is H; and

R⁸ is selected from the group consisting of 2-morpholin-4-yl-phenyl, 3-dimethylamino-phenyl, 3-methoxy-phenyl, 4-dimethylamino-phenyl, 4-trifluoromethoxy-phenyl, 2-dimethylamino-phenyl, 4-cyano-phenyl, 3-cyclopentyloxy-4-methoxy-phenyl, 4-methoxy-3-methyl-phenyl, 4-methoxy-2-methyl-phenyl, 4-ethyl-phenyl, 4-thiophen-2-yl-phenyl, 2-fluoro-phenyl, 3-fluoro-phenyl, 3-(1,1,2,2-tetrafluoro-ethoxy)-phenyl, 4-fluoro-phenyl, 4-fluoro-3-trifluoromethyl-phenyl, 4-methoxy-phenyl, 3-ethoxy-phenyl, 2-fluoro-4-methoxy-phenyl, 4-fluoro-3-methoxy-phenyl, 4-isopropoxy-phenyl, 3,5-difluoro-phenyl, 4-trifluoromethyl-phenyl, 2,6-difluoro-4-methoxy-phenyl, 2,2-dimethyl-2,3-dihydro-benzofuran-7-yl, 3-trifluoromethyl-

phenyl, 4-methoxy-3-trifluoromethyl-phenyl, 4-bromo-phenyl, 3-methoxy-4-methyl-phenyl, 3-methoxy-2-methyl-phenyl; 4-chloro-phenyl, 2-bromo-5-methoxy-phenyl, 2-fluoro-3-methoxy-phenyl, 4-bromo-3-methyl-phenyl, naphthalen-2-yl, 2,4-difluoro-phenyl, 3-chloro-phenyl, 2-cyano-phenyl, 4-methyl-phenyl, 5-methoxy-2-(2,2,2-trifluoro-ethoxy)-phenyl, phenyl, 2,4,5-trifluoro-3-methoxy-phenyl, 2-fluoro-4-trifluoromethyl-phenyl, 3-bromo-4-methoxy-phenyl, 3-fluoro-5-trifluoromethyl-phenyl, 2-fluoro-5-trifluoromethyl-phenyl, 3-bromo-phenyl, 3-fluoro-4-methoxy-phenyl, 3-cyano-phenyl, 2,6-difluoro-phenyl, 4-methoxy-3,5-dimethyl-phenyl, 3-chloro-4-methoxy-phenyl, 3,4,5-trimethoxy-phenyl, 2-fluoro-5-methoxy-phenyl, 3-trifluoromethoxy-phenyl, 4-acetylamino-phenyl, 3-fluoro-4-methyl-phenyl, 4-fluoro-3-methyl-phenyl, 3-chloro-4-fluoro-phenyl, 4-chloro-3-fluoro-phenyl, 3-fluoro-4-trifluoromethyl-phenyl, 3,4-difluoro-phenyl, 2-chloro-6-fluoro-phenyl, 4-(1,1-dioxo-1 λ^6 -thiomorpholin-4-ylmethyl)-phenyl, 2-methoxy-phenyl, 4-acetyl-phenyl, and 8-methoxy-1,2,3,4-tetrahydro-naphthalen-2-yl.

Some embodiments of the present invention pertain to certain compounds of Formula (IIa) wherein:

W is -CH₂CH₂- optionally substituted with 1 to 2 substituents selected independently from the group consisting of -CH₃, cyclohexyl, -CH₂CH₂S(=O)₂CH₃, cyclohexylmethyl, isopropyl, *t*-butyl, oxo and imino;

Z is absent;

R³ is H, Cl, or Br;

R^{4b} is H; and

R⁸ is selected from the group consisting of octahydro-quinolin-1-yl, octahydro-isoquinolin-2-yl, 4-pyridin-2-yl-piperazin-1-yl, 4-(5-trifluoromethyl-pyridin-2-yl)-piperazin-1-yl, 4-(3,5-dichloro-pyridin-4-yl)-piperazin-1-yl, 4-(2-methoxy-phenyl)-piperazin-1-yl, 2-methoxymethyl-pyrrolidin-1-yl, 4-(4-methoxy-phenyl)-piperazin-1-yl, 2,5-dihydro-pyrrol-1-yl, 4-methyl-piperazin-1-yl, and 5,6-dihydro-4H-pyrimidin-1-yl, and tetrahydro-furan-2-yl.

Some embodiments of the present invention pertain to certain compounds of Formula (IIa) wherein:

W is -CH₂CH₂- optionally substituted with 1 to 2 substituents selected independently from the group consisting of -CH₃, cyclohexyl, -CH₂CH₂S(=O)₂CH₃, cyclohexylmethyl, isopropyl, *t*-butyl, oxo and imino;

Z is absent;

R³ is H, Cl, or Br;

R^{4b} is H; and

R⁸ is selected from the group consisting of 4-chloro-2,3-dihydro-indol-1-yl, 3,4-dihydro-2H-quinolin-1-yl, 2,3-dihydro-indol-1-yl, 1,3-dihydro-isoindol-2-yl, 5-chloro-2,3-dihydro-indol-1-yl, 5-bromo-2,3-dihydro-indol-1-yl, 6-chloro-2,3-dihydro-indol-1-yl, 6-fluoro-

2,3-dihydro-indol-1-yl, 6,7-dimethoxy-3,4-dihydro-1H-isoquinolin-2-yl, 3,4-dihydro-1H-isoquinolin-2-yl, and 2,3,4,5-tetrahydro-benzo[b][1,4]diazepin-1-yl.

Some embodiments of the present invention pertain to certain compounds of Formula (IIa) wherein:

5 W is -CH₂CH₂- optionally substituted with 1 to 2 substituents selected independently from the group consisting of -CH₃, cyclohexyl, -CH₂CH₂S(=O)₂CH₃, cyclohexylmethyl, isopropyl, *t*-butyl, oxo and imino;

Z is absent;

R³ is H, Cl, or Br;

10 R^{4b} is H; and

R⁸ is selected from the group consisting of 2,2-difluoro-benzo[1,3]dioxol-5-yl, 4-methyl-3,4-dihydro-2H-benzo[1,4]oxazin-7-yl, 2,2-difluoro-benzo[1,3]dioxol-4-yl, benzo[1,3]dioxol-5-yl, 2,3-dihydro-benzo[1,4]dioxin-5-yl, benzotriazol-5-yl, 4-methyl-thiazol-5-yl, 5-isopropyl-isoxazol-3-yl, thiazol-4-yl, 4-methyl-oxazol-5-yl, 1-methyl-1H-imidazol-4-yl, 15 3,5-dimethyl-1H-pyrrol-2-yl, 2-ethyl-5-methyl-2H-pyrazol-3-yl, 1-methyl-5-trifluoromethyl-1H-pyrazol-4-yl, 5-methyl-isoxazol-4-yl, 4-chloro-1-methyl-1H-pyrazol-3-yl, 3-methyl-isoxazol-4-yl, 5-cyclopropyl-4-fluoro-1H-pyrazol-3-yl, 1-methyl-1H-pyrrol-2-yl, 5-ethyl-4-fluoro-1H-pyrazol-3-yl, 3-ethoxy-thiophen-2-yl, 5-butyl-4-fluoro-1H-pyrazol-3-yl, thiophen-2-yl, 4-fluoro-5-methyl-1H-pyrazol-3-yl, 1-(4-chloro-phenyl)-5-trifluoromethyl-1H-pyrazol-4-yl, 20 3-pyridinyl, 1-phenyl-5-trifluoromethyl-1H-pyrazol-4-yl, 5-methyl-isoxazol-3-yl, 3-methyl-benzofuran-2-yl, 4,5-dichloro-isothiazol-3-yl, 3-chloro-5-fluoro-benzo[b]thiophen-2-yl, 2,5-dimethyl-2H-pyrazol-3-yl, 3-chloro-benzo[b]thiophen-2-yl, 2,5-dichloro-thiophen-3-yl, 4-methyl-thiophen-2-yl, 3-chloro-thiophen-2-yl, 3-methyl-3H-imidazol-4-yl, 4-bromo-thiophen-2-yl, 5-tert-butyl-2-methyl-2H-pyrazol-3-yl, 6-morpholin-4-yl-pyridin-3-yl, 1-tert-butyl-5-methyl-25 1H-pyrazol-3-yl, 5-methyl-thiophen-2-yl, 5-methyl-2-trifluoromethyl-furan-3-yl, 2-phenoxy-pyridin-3-yl, 5-methyl-pyrazin-2-yl, 6-oxo-1,6-dihydro-pyridazin-3-yl, quinolin-2-yl, 5-methyl-pyridin-3-yl, 4,5-dimethyl-furan-2-yl, 2,4-dimethyl-thiazol-5-yl, 2-bromo-4-methyl-thiazol-5-yl, 5-bromo-pyridin-3-yl, 3-fluoro-pyridin-4-yl, pyridin-4-yl, pyridin-3-yl, pyridin-2-yl, thiophen-3-yl, 2-phenyl-5-trifluoromethyl-oxazol-4-yl, 1H-indol-2-yl, 2-methyl-pyridin-3-yl, 6-pyrrolidin-30 1-yl-pyridin-3-yl, 6-phenoxy-pyridin-3-yl, 1H-imidazol-4-yl, 6-methyl-pyridin-3-yl, 2,6-dimethoxy-pyridin-3-yl, 4-chloro-pyridin-3-yl, 1-methyl-3-trifluoromethyl-1H-pyrazol-4-yl, 6-oxo-6H-pyran-3-yl, cinnolin-4-yl, 5-methyl-2H-pyrazol-3-yl, 3-chloro-6-fluoro-benzo[b]thiophen-2-yl, 2-hydroxy-pyridin-3-yl, 6-methyl-pyridin-2-yl, 3-chloro-pyridin-4-yl, 4-methoxy-thiophen-3-yl, 6-oxo-1,6-dihydro-pyridin-3-yl, 5-methyl-1H-pyrazol-3-yl, 4-chloro-1-ethyl-1H-pyrazol-3-yl, 5-bromo-furan-2-yl, 4-bromo-1-methyl-1H-pyrazol-3-yl, 1,5-dimethyl-1H-pyrazol-3-yl, 5-(4-chloro-phenyl)-2-trifluoromethyl-furan-3-yl, 3,5-dichloro-pyridin-4-yl, 1-phenyl-5-trifluoromethyl-1H-pyrazol-3-yl, 3,5-dimethyl-isoxazol-4-yl, 3-methyl-thiophen-2-yl,

5-isopropyl-2H-pyrazol-3-yl, 6-trifluoromethyl-pyridin-3-yl, 2-oxo-1,2-dihydro-pyridin-3-yl, 2-ethoxy-pyridin-3-yl, benzö[c]isoxazol-3-yl, 6-acetylamino-pyridin-3-yl, 2-methylsulfanyl-pyridin-3-yl, 6-cyano-pyridin-3-yl, 5-phenyl-isoxazol-3-yl, 5-chloro-1-methyl-3-trifluoromethyl-1H-pyrazol-4-yl, 5-chloro-thiophen-2-yl, 2,5-dimethyl-furan-3-yl, furan-2-yl, 5-tert-butyl-2-methyl-furan-3-yl, 3-phenyl-isoxazol-5-yl, isoxazol-5-yl, 4-methyl-[1,2,3]oxadiazol-5-yl, and 2-methyl-furan-3-yl.

Some embodiments of the present invention pertain to certain compounds of Formula (IIa) wherein:

W is -CH₂CH₂- optionally substituted with 1 to 2 substituents selected independently from the group consisting of -CH₃, cyclohexyl, -CH₂CH₂S(=O)₂CH₃, cyclohexylmethyl, isopropyl, *t*-butyl, oxo and imino;

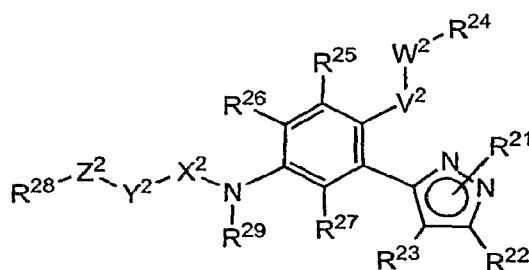
Z is absent or -CH₂-;

R³ is H, Cl, or Br;

R^{4b} is H; and

R⁸ is 3-methoxy-cyclohexyl, bicyclo[2.2.1]hept-2-yl, 4-methoxy-cyclohexyl, 2,2-difluoro-cyclopropyl, cyclohexyl, cyclopentyl, 4-trifluoromethyl-cyclohexyl, cyclopropyl, 4,4-difluoro-cyclohexyl, and adamantanyl.

In some embodiments, a compound of the present invention is other than a compound of Formula (III):



(III)

or a pharmaceutically acceptable salt, hydrate or solvate thereof;

wherein:

V² is O, S, S(=O), S(=O)₂ or NR³⁰;

W² is C₁₋₄ alkylene optionally substituted with 1 to 8 substituents selected independently from the group consisting of C₁₋₃ alkyl, C₁₋₄ alkoxy, carboxy, cyano, C₁₋₃ haloalkyl, halogen and oxo; or W is absent;

X² is C(=O), C(=S) or absent;

Y² is O, NR³¹ or absent;

Z² is C₁₋₄ alkylene, or C₃₋₆ cycloalkylene, each optionally substituted with 1 to 8 substituents selected independently from the group consisting of C₁₋₃ alkyl, C₁₋₄ alkoxy, carboxy, cyano, C₁₋₃ haloalkyl, halogen, hydroxyl, and oxo; or Z is absent;

R^{21} is selected from the group consisting of H, C_{1-6} alkyl, C_{2-6} alkenyl, C_{2-6} alkynyl and C_{3-7} cycloalkyl;

R^{22} is selected from the group consisting of H, C_{1-6} acyl, C_{1-6} acyloxy, C_{2-6} alkenyl, C_{1-6} alkoxy, C_{1-6} alkyl, C_{1-6} alkylcarboxamide, C_{2-6} alkynyl, C_{1-6} alkylsulfonamide, C_{1-6} alkylsulfinyl, C_{1-6} alkylsulfonyl, C_{1-6} alkylthio, C_{1-6} alkylureyl, amino, C_{1-6} alkylamino, C_{2-8} dialkylamino, carbo- C_{1-6} -alkoxy, carboxamide, carboxy, cyano, C_{3-7} cycloalkyl, C_{2-8} dialkylcarboxamide, C_{2-8} dialkylsulfonamide, halogen, C_{1-6} haloalkoxy, C_{1-6} haloalkyl, C_{1-6} haloalkylsulfinyl, C_{1-6} haloalkylsulfonyl, C_{1-6} haloalkylthio, hydroxyl, thiol, nitro and sulfonamide;

R^{23} is selected from the group consisting of H, C_{2-6} alkenyl, C_{1-6} alkyl, C_{1-6} alkylcarboxamide, C_{2-6} alkynyl, C_{1-6} alkylsulfonamide, carbo- C_{1-6} -alkoxy, carboxamide, carboxy, cyano, C_{3-7} cycloalkyl, C_{2-8} dialkylcarboxamide, halogen, heteroaryl and phenyl; and wherein each of the C_{2-6} alkenyl, C_{1-6} alkyl, C_{2-6} alkynyl, C_{1-6} alkylsulfonamide, C_{3-7} cycloalkyl, heteroaryl and phenyl groups are optionally substituted with 1, 2, 3, 4, or 5 substituents selected independently from the group consisting of C_{1-5} acyl, C_{1-5} acyloxy, C_{2-6} alkenyl, C_{1-4} alkoxy, C_{1-8} alkyl, C_{1-6} alkylamino, C_{2-8} dialkylamino, C_{1-4} alkylcarboxamide, C_{2-6} alkynyl, C_{1-4} alkylsulfonamide, C_{1-4} alkylsulfinyl, C_{1-4} alkylsulfonyl, C_{1-4} alkylthio, C_{1-4} alkylureyl, amino, carbo- C_{1-6} -alkoxy, carboxamide, carboxy, cyano, C_{3-6} cycloalkyl, C_{2-6} dialkylcarboxamide, halogen, C_{1-4} haloalkoxy, C_{1-4} haloalkyl, C_{1-4} haloalkylsulfinyl, C_{1-4} haloalkylsulfonyl, C_{1-4} haloalkylthio, hydroxyl, nitro and sulfonamide;

R^{24} is heterobicyclic, heterocyclic, or heteroaryl each optionally substituted with substituents selected independently from the group consisting of C_{1-6} acyl, C_{1-12} acyloxy, C_{2-6} alkenyl, C_{1-4} alkoxy, C_{1-6} alkoxy-carbonylamino, C_{1-6} alkyl, C_{1-6} alkylamino, C_{2-8} dialkylamino, C_{1-4} alkylcarboxamide, C_{2-6} alkynyl, C_{1-4} alkylsulfonamide, C_{1-4} alkylsulfinyl, C_{1-4} alkylsulfonyl, C_{1-4} alkylthio, C_{1-4} alkylureyl, amino, carbo- C_{1-6} -alkoxy, carboxamide, carboxy, cyano, C_{3-6} cycloalkyl, C_{3-7} cycloalkyl-carbonyl, C_{2-6} dialkylcarboxamide, formyl, halogen, C_{1-4} haloalkoxy, C_{1-4} haloalkyl, C_{1-4} haloalkylsulfinyl, C_{1-4} haloalkylsulfonyl, C_{1-4} haloalkylthio, heteroaryl, hydroxyl, nitro, phenyl and sulfonamide; wherein the C_{1-5} acyl, C_{1-5} acyloxy, C_{1-4} alkoxy, C_{1-6} alkyl, C_{1-4} alkylcarboxamide, amino, carbo- C_{1-6} -alkoxy, and heteroaryl are each optionally substituted with substituents selected independently from the group consisting of C_{1-6} alkyl, C_{1-5} acyl, C_{1-4} alkoxy, C_{1-6} alkylamino, C_{2-8} dialkylamino, C_{1-4} alkylcarboxamide, C_{1-4} alkylsulfonyl, amino, carbo- C_{1-6} -alkoxy, carboxamide, carboxy, cyano, C_{3-6} cycloalkyl, halogen, C_{1-4} haloalkoxy, C_{1-4} haloalkyl, hydroxyl, and phenyl;

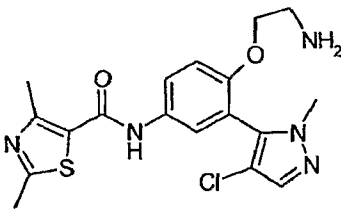
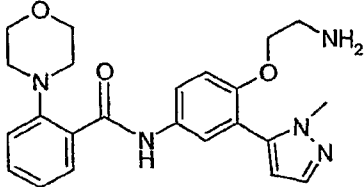
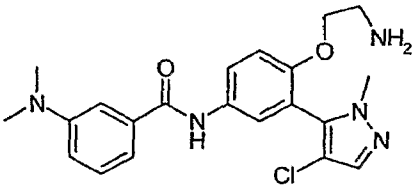
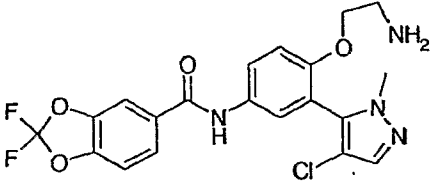
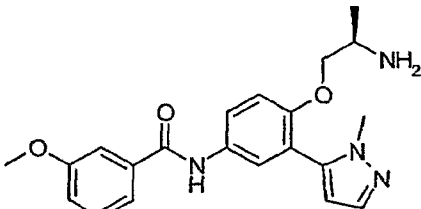
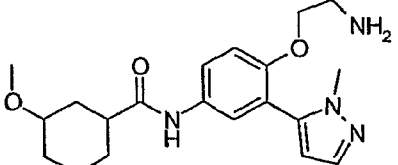
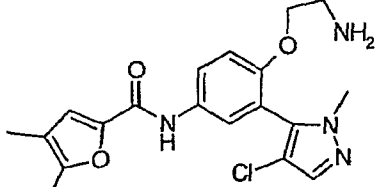
R^{25} , R^{26} , and R^{27} are each selected independently from the group consisting of H, C_{1-6} acyl, C_{1-6} acyloxy, C_{2-6} alkenyl, C_{1-6} alkoxy, C_{1-6} alkyl, C_{1-6} alkylcarboxamide, C_{2-6} alkynyl, C_{1-6} alkylsulfonamide, C_{1-6} alkylsulfinyl, C_{1-6} alkylsulfonyl, C_{1-6} alkylthio, C_{1-6} alkylureyl, amino, C_{1-6} alkylamino, C_{2-8} dialkylamino, C_{1-6} alkylimino, carbo- C_{1-6} -alkoxy, carboxamide, carboxy, cyano, C_{3-7} cycloalkyl, C_{2-8} dialkylcarboxamide, C_{2-8} dialkylsulfonamide, halogen, C_{1-6}

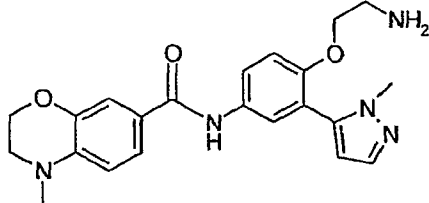
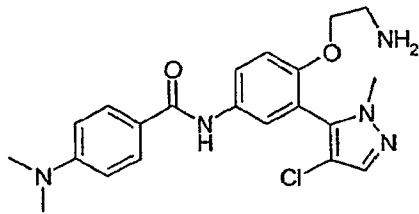
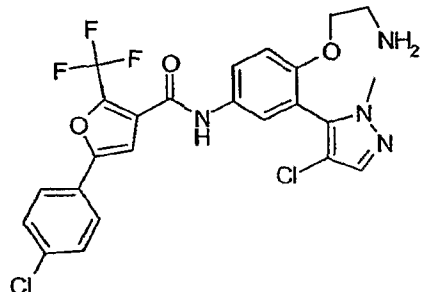
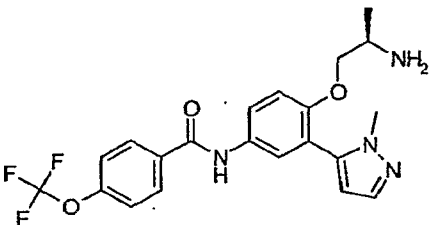
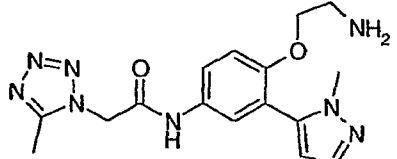
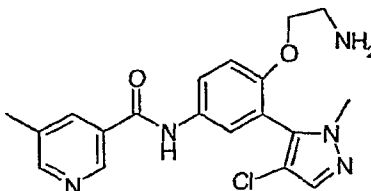
haloalkoxy, C₁₋₆ haloalkyl, C₁₋₆ haloalkylsulfinyl, C₁₋₆ haloalkylsulfonyl, C₁₋₆ haloalkylthio, heterocyclic, hydroxyl, thiol, nitro, phenoxy and phenyl;

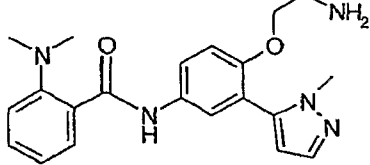
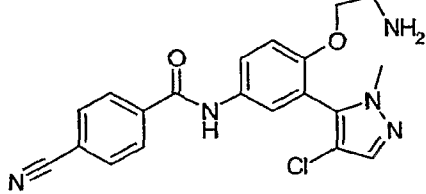
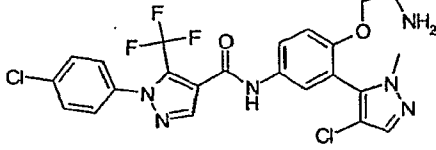
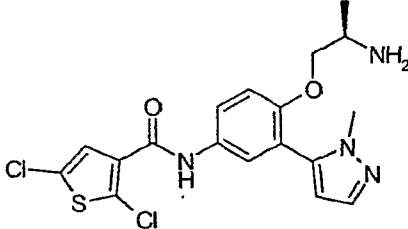
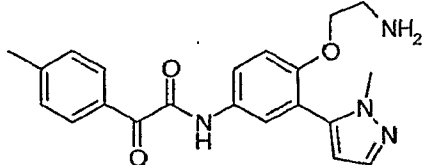
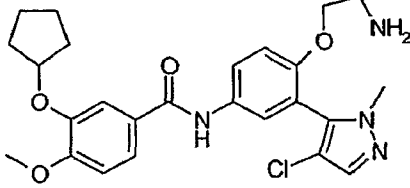
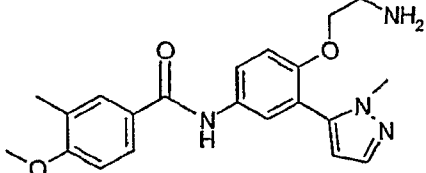
- R²⁸ is C₁₋₈ alkyl, C₂₋₆ alkenyl, aryl, C₃₋₇ cycloalkyl, or heteroaryl each optionally substituted with substituents selected independently from the group consisting of C₁₋₆ acyl, C₁₋₆ acyloxy, C₂₋₆ alkenyl, C₁₋₆ alkoxy, C₁₋₆ alkyl, C₁₋₆ alkylcarboxamide, C₂₋₆ alkynyl, C₁₋₆ alkylsulfonamide, C₁₋₆ alkylsulfinyl, C₁₋₆ alkylsulfonyl, C₁₋₆ alkylthio, C₁₋₆ alkylureyl, amino, C₁₋₆ alkylamino, C₂₋₈ dialkylamino, C₁₋₆ alkylimino, carbo-C₁₋₆-alkoxy, carboxamide, carboxy, cyano, C₃₋₇ cycloalkyl, C₂₋₈ dialkylcarboxamide, C₂₋₈ dialkylsulfonamide, halogen, C₁₋₆ haloalkoxy, C₁₋₆ haloalkyl, C₁₋₆ haloalkylsulfinyl, C₁₋₆ haloalkylsulfonyl, C₁₋₆ haloalkylthio, heterocyclic, hydroxyl, thiol, nitro, phenoxy and phenyl, or two adjacent substituents together with the aryl or the heteroaryl form a C₅₋₇ cycloalkyl optionally comprising 1 to 2 oxygen atoms and optionally substituted with F, Cl or Br; and wherein the C₂₋₆ alkenyl, C₁₋₆ alkyl, C₂₋₆ alkynyl, C₁₋₆ alkylamino, C₁₋₆ alkylimino, C₂₋₈ dialkylamino, heterocyclic, and phenyl are each optionally substituted with 1, 2, 3, 4, or 5 substituents selected independently from the group consisting of C₁₋₆ acyl, C₁₋₆ acyloxy, C₂₋₆ alkenyl, C₁₋₆ alkoxy, C₁₋₆ alkyl, C₁₋₆ alkylcarboxamide, C₂₋₆ alkynyl, C₁₋₆ alkylsulfonamide, C₁₋₆ alkylsulfinyl, C₁₋₆ alkylsulfonyl, C₁₋₆ alkylthio, C₁₋₆ alkylureyl, amino, C₁₋₆ alkylamino, C₂₋₈ dialkylamino, carbo-C₁₋₆-alkoxy, carboxamide, carboxy, cyano, C₃₋₇ cycloalkyl, C₂₋₈ dialkylcarboxamide, halogen, C₁₋₆ haloalkoxy, C₁₋₆ haloalkyl, C₁₋₆ haloalkylsulfinyl, C₁₋₆ haloalkylsulfonyl, C₁₋₆ haloalkylthio, hydroxyl, thiol and nitro; and R²⁹, R³⁰, and R³¹ are each independently H or C₁₋₈ alkyl.

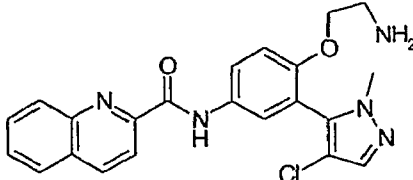
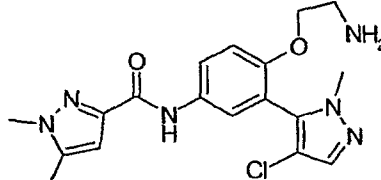
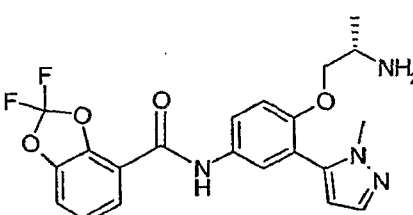
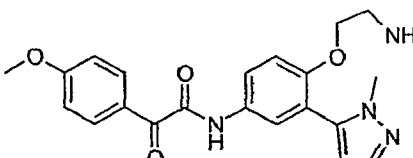
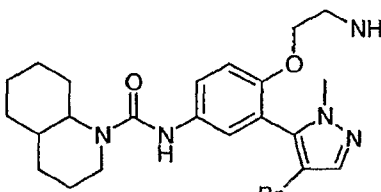
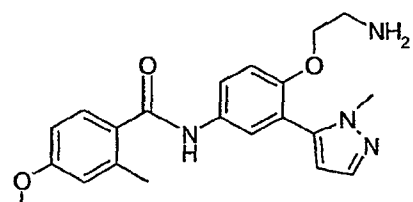
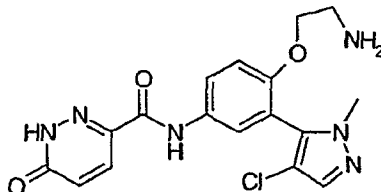
Some embodiments of the present invention include every combination of one or more compounds selected from the following table:

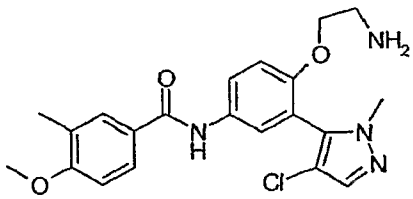
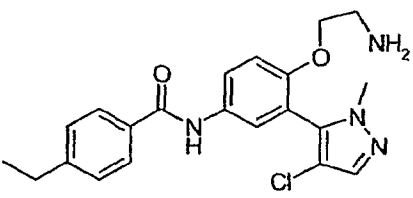
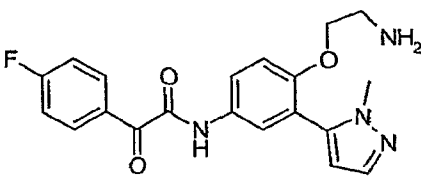
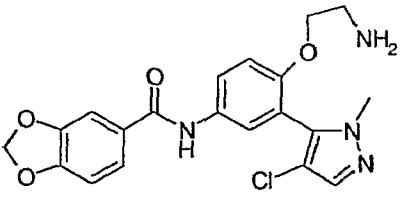
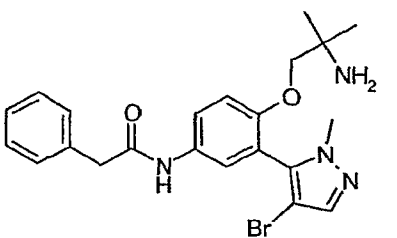
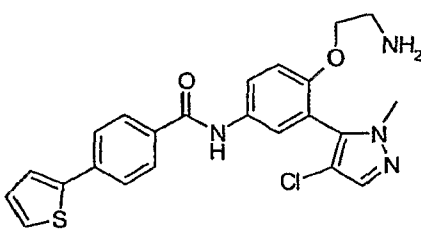
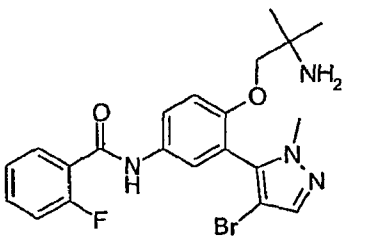
Cmpd No.	Chemical Structure	Chemical Name
1		2,2-Difluoro-benzo[1,3]dioxole-5-carboxylic acid [4-((R)-2-amino-propoxy)-3-(2-methyl-2H-pyrazol-3-yl)-phenyl]-amide
2		N-[4-(2-Amino-ethoxy)-3-(2-methyl-2H-pyrazol-3-yl)-phenyl]-3,5-dichloro-isonicotinamide

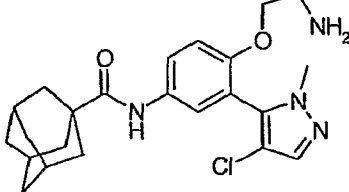
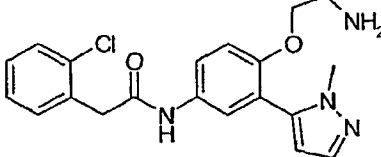
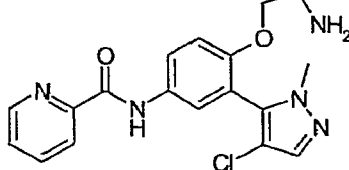
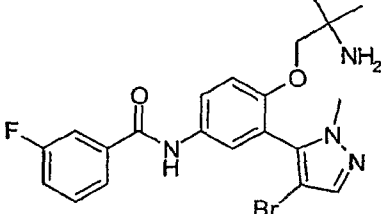
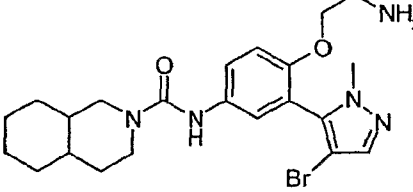
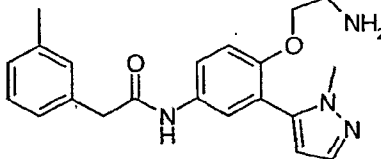
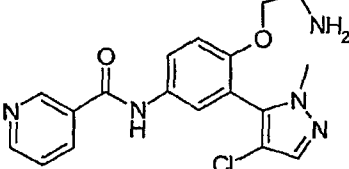
Cmpd No.	Chemical Structure	Chemical Name
3		2,4-Dimethyl-thiazole-5-carboxylic acid [4-(2-amino-ethoxy)-3-(4-chloro-2-methyl-2H-pyrazol-3-yl)-phenyl]-amide
4		N-[4-(2-Amino-ethoxy)-3-(2-methyl-2H-pyrazol-3-yl)-phenyl]-2-morpholin-4-yl-benzamide
5		N-[4-(2-Amino-ethoxy)-3-(4-chloro-2-methyl-2H-pyrazol-3-yl)-phenyl]-3-dimethylamino-benzamide
6		2,2-Difluoro-benzo[1,3]dioxole-5-carboxylic acid [4-(2-amino-ethoxy)-3-(4-chloro-2-methyl-2H-pyrazol-3-yl)-phenyl]-amide
7		N-[4-((R)-2-Amino-propoxy)-3-(2-methyl-2H-pyrazol-3-yl)-phenyl]-3-methoxy-benzamide
8		3-Methoxy-cyclohexanecarboxylic acid [4-(2-amino-ethoxy)-3-(2-methyl-2H-pyrazol-3-yl)-phenyl]-amide
9		4,5-Dimethyl-furan-2-carboxylic acid [4-(2-amino-ethoxy)-3-(4-chloro-2-methyl-2H-pyrazol-3-yl)-phenyl]-amide

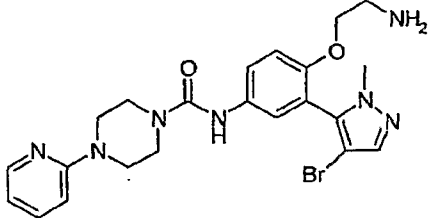
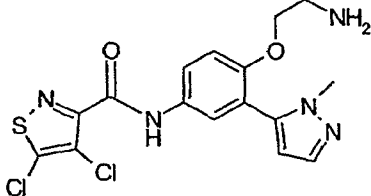
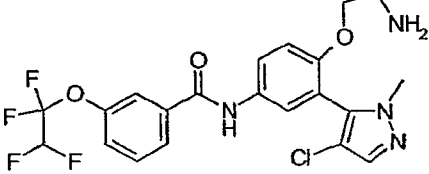
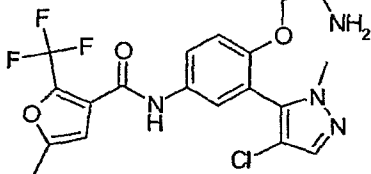
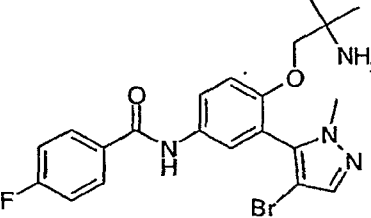
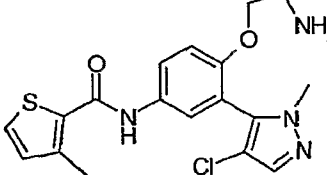
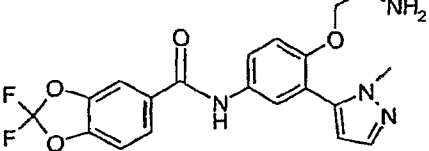
Cmpd No.	Chemical Structure	Chemical Name
10		4-Methyl-3,4-dihydro-2H-benzo[1,4]oxazine-7-carboxylic acid [4-(2-amino-ethoxy)-3-(2-methyl-2H-pyrazol-3-yl)-phenyl]-amide
11		N-[4-(2-Amino-ethoxy)-3-(4-chloro-2-methyl-2H-pyrazol-3-yl)-phenyl]-4-dimethylamino-benzamide
12		5-(4-Chloro-phenyl)-2-trifluoromethyl-furan-3-carboxylic acid [4-(2-amino-ethoxy)-3-(4-chloro-2-methyl-2H-pyrazol-3-yl)-phenyl]-amide
13		N-[4-((R)-2-Amino-propoxy)-3-(2-methyl-2H-pyrazol-3-yl)-phenyl]-4-trifluoromethoxy-benzamide
14		N-[4-(2-Amino-ethoxy)-3-(2-methyl-2H-pyrazol-3-yl)-phenyl]-2-(5-methyl-tetrazol-1-yl)-acetamide
15		N-[4-(2-Amino-ethoxy)-3-(4-chloro-2-methyl-2H-pyrazol-3-yl)-phenyl]-5-methyl-nicotinamide

Cmpd No.	Chemical Structure	Chemical Name
16		N-[4-(2-Amino-ethoxy)-3-(2-methyl-2H-pyrazol-3-yl)-phenyl]-2-dimethylamino-benzamide
17		N-[4-(2-Amino-ethoxy)-3-(4-chloro-2-methyl-2H-pyrazol-3-yl)-phenyl]-4-cyano-benzamide
18		1-(4-Chloro-phenyl)-5-trifluoromethyl-1H-pyrazole-4-carboxylic acid [4-(2-amino-ethoxy)-3-(4-chloro-2-methyl-2H-pyrazol-3-yl)-phenyl]-amide
19		2,5-Dichloro-thiophene-3-carboxylic acid [4-((R)-2-amino-propoxy)-3-(2-methyl-2H-pyrazol-3-yl)-phenyl]-amide
20		N-[4-(2-Amino-ethoxy)-3-(2-methyl-2H-pyrazol-3-yl)-phenyl]-2-oxo-2-p-tolyl-acetamide
21		N-[4-(2-Amino-ethoxy)-3-(4-chloro-2-methyl-2H-pyrazol-3-yl)-phenyl]-3-cyclopentyloxy-4-methoxy-benzamide
22		N-[4-(2-Amino-ethoxy)-3-(2-methyl-2H-pyrazol-3-yl)-phenyl]-4-methoxy-3-methyl-benzamide

Cmpd No.	Chemical Structure	Chemical Name
23		Quinoline-2-carboxylic acid [4-(2-aminoethoxy)-3-(4-chloro-2-methyl-2H-pyrazol-3-yl)-phenyl]-amide
24		1,5-Dimethyl-1H-pyrazole-3-carboxylic acid [4-(2-aminoethoxy)-3-(4-chloro-2-methyl-2H-pyrazol-3-yl)-phenyl]-amide
25		2,2-Difluoro-benzo[1,3]dioxole-4-carboxylic acid [4-((S)-2-amino-propoxy)-3-(2-methyl-2H-pyrazol-3-yl)-phenyl]-amide
26		N-[4-(2-Amino-ethoxy)-3-(2-methyl-2H-pyrazol-3-yl)-phenyl]-2-(4-methoxy-phenyl)-2-oxo-acetamide
27		Octahydro-quinoline-1-carboxylic acid [4-(2-amino-ethoxy)-3-(4-bromo-2-methyl-2H-pyrazol-3-yl)-phenyl]-amide
28		N-[4-(2-Amino-ethoxy)-3-(2-methyl-2H-pyrazol-3-yl)-phenyl]-4-methoxy-2-methyl-benzamide
29		6-Oxo-1,6-dihydro-pyridazine-3-carboxylic acid [4-(2-aminoethoxy)-3-(4-chloro-2-methyl-2H-pyrazol-3-yl)-phenyl]-amide

Cmpd No.	Chemical Structure	Chemical Name
30		N-[4-(2-Amino-ethoxy)-3-(4-chloro-2-methyl-2H-pyrazol-3-yl)-phenyl]-4-methoxy-3-methyl-benzamide
31		N-[4-(2-Amino-ethoxy)-3-(4-chloro-2-methyl-2H-pyrazol-3-yl)-phenyl]-4-ethyl-benzamide
32		N-[4-(2-Amino-ethoxy)-3-(2-methyl-2H-pyrazol-3-yl)-phenyl]-2-(4-fluoro-phenyl)-2-oxo-acetamide
33		Benzo[1,3]dioxole-5-carboxylic acid [4-(2-amino-ethoxy)-3-(4-chloro-2-methyl-2H-pyrazol-3-yl)-phenyl]-amide
34		N-[4-(2-Amino-2-methyl-propoxy)-3-(4-bromo-2-methyl-2H-pyrazol-3-yl)-phenyl]-2-phenyl-acetamide
35		N-[4-(2-Amino-ethoxy)-3-(4-chloro-2-methyl-2H-pyrazol-3-yl)-phenyl]-4-thiophen-2-yl-benzamide
36		N-[4-(2-Amino-2-methyl-propoxy)-3-(4-bromo-2-methyl-2H-pyrazol-3-yl)-phenyl]-2-fluoro-benzamide

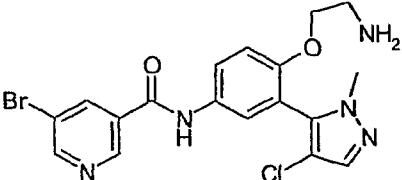
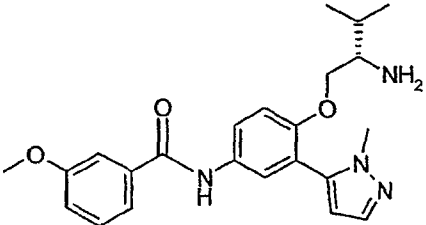
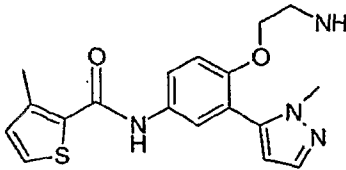
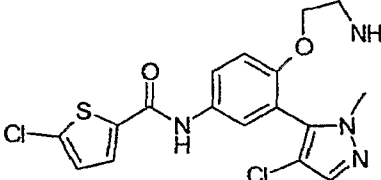
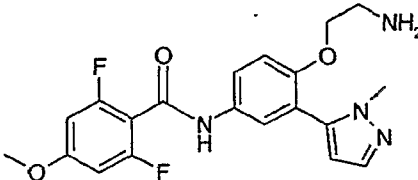
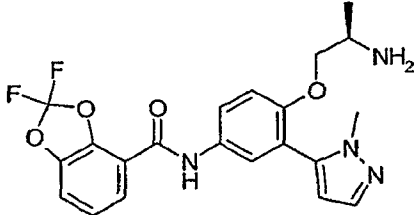
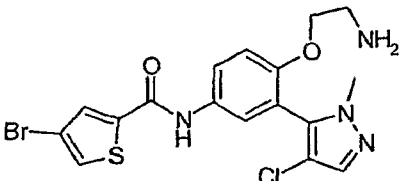
Cmpd No.	Chemical Structure	Chemical Name
37		Adamantane-1-carboxylic acid [4-(2-amino-ethoxy)-3-(4-chloro-2-methyl-2H-pyrazol-3-yl)-phenyl]-amide
38		N-[4-(2-Amino-ethoxy)-3-(2-methyl-2H-pyrazol-3-yl)-phenyl]-2-(2-chloro-phenyl)-acetamide
39		Pyridine-2-carboxylic acid [4-(2-amino-ethoxy)-3-(4-chloro-2-methyl-2H-pyrazol-3-yl)-phenyl]-amide
40		N-[4-(2-Amino-2-methyl-propoxy)-3-(4-bromo-2-methyl-2H-pyrazol-3-yl)-phenyl]-3-fluoro-benzamide
41		Octahydro-isoquinoline-2-carboxylic acid [4-(2-amino-ethoxy)-3-(4-bromo-2-methyl-2H-pyrazol-3-yl)-phenyl]-amide
42		N-[4-(2-Amino-ethoxy)-3-(2-methyl-2H-pyrazol-3-yl)-phenyl]-2-m-tolyl-acetamide
43		N-[4-(2-Amino-ethoxy)-3-(4-chloro-2-methyl-2H-pyrazol-3-yl)-phenyl]-nicotinamide

Cmpd No.	Chemical Structure	Chemical Name
44		4-Pyridin-2-yl-piperazine-1-carboxylic acid [4-(2-aminoethoxy)-3-(4-bromo-2-methyl-2H-pyrazol-3-yl)-phenyl]-amide
45		4,5-Dichloro-isothiazole-3-carboxylic acid [4-(2-aminoethoxy)-3-(2-methyl-2H-pyrazol-3-yl)-phenyl]-amide
46		N-[4-(2-Amino-ethoxy)-3-(4-chloro-2-methyl-2H-pyrazol-3-yl)-phenyl]-3-(1,1,2,2-tetrafluoro-ethoxy)-benzamide
47		5-Methyl-2-trifluoromethyl-furan-3-carboxylic acid [4-(2-aminoethoxy)-3-(4-chloro-2-methyl-2H-pyrazol-3-yl)-phenyl]-amide
48		N-[4-(2-Amino-2-methyl-propoxy)-3-(4-bromo-2-methyl-2H-pyrazol-3-yl)-phenyl]-4-fluoro-benzamide
49		3-Methyl-thiophene-2-carboxylic acid [4-(2-aminoethoxy)-3-(4-chloro-2-methyl-2H-pyrazol-3-yl)-phenyl]-amide
50		2,2-Difluoro-benzo[1,3]dioxole-5-carboxylic acid [4-(2-aminoethoxy)-3-(2-methyl-2H-pyrazol-3-yl)-phenyl]-amide

Cmpd No.	Chemical Structure	Chemical Name
51		N-[4-(2-Amino-ethoxy)-3-(4-chloro-2-methyl-2H-pyrazol-3-yl)-phenyl]-isonicotinamide
52		6-Methyl-pyridine-2-carboxylic acid [4-(2-amino-ethoxy)-3-(2-methyl-2H-pyrazol-3-yl)-phenyl]-amide
53		N-[4-(2-Amino-ethoxy)-3-(2-methyl-2H-pyrazol-3-yl)-phenyl]-4-fluoro-3-trifluoromethyl-benzamide
54		N-[4-(2-Amino-2-methyl-propoxy)-3-(4-bromo-2-methyl-2H-pyrazol-3-yl)-phenyl]-4-methoxy-benzamide
55		5-Methyl-isoxazole-3-carboxylic acid [4-((S)-2-amino-2-cyclohexylethoxy)-3-(4-chloro-2-methyl-2H-pyrazol-3-yl)-phenyl]-amide
56		N-[4-(2-Amino-ethoxy)-3-(4-chloro-2-methyl-2H-pyrazol-3-yl)-phenyl]-3-ethoxy-benzamide
57		5-Methyl-isoxazole-3-carboxylic acid [4-(2-amino-ethoxy)-3-(4-chloro-2-methyl-2H-pyrazol-3-yl)-phenyl]-amide

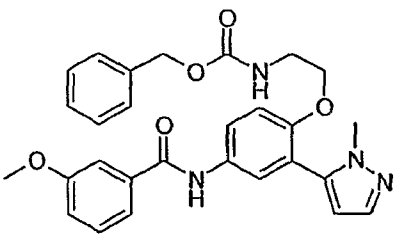
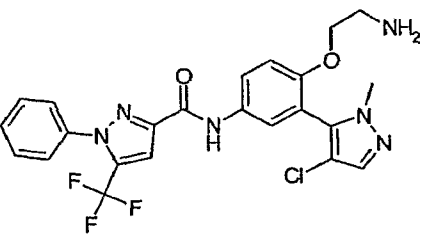
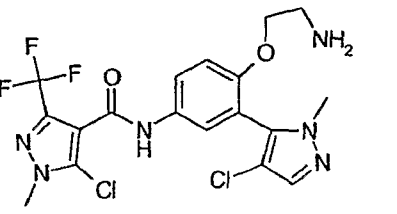
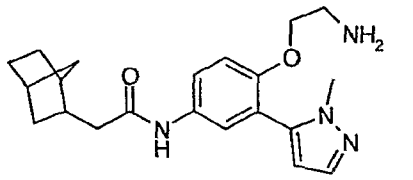
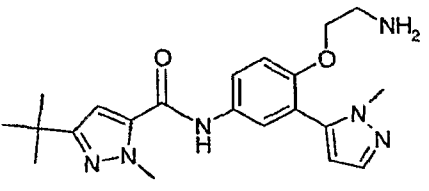
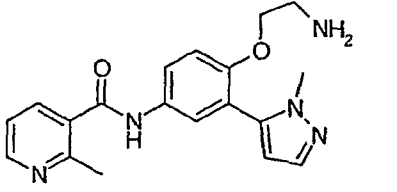
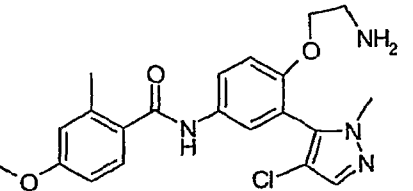
Cmpd No.	Chemical Structure	Chemical Name
58		5-Isopropyl-2H-pyrazole-3-carboxylic acid [4-(2-aminoethoxy)-3-(2-methyl-2H-pyrazol-3-yl)-phenyl]-amide
59		N-[4-((S)-2-Amino-4-methanesulfonylbutoxy)-3-(4-chloro-2-methyl-2H-pyrazol-3-yl)-phenyl]-2-fluoro-4-methoxy-benzamide
60		N-[4-(2-Aminoethoxy)-3-(2-methyl-2H-pyrazol-3-yl)-phenyl]-4-fluoro-3-methoxy-benzamide
61		N-[4-(2-Aminoethoxy)-3-(4-chloro-2-methyl-2H-pyrazol-3-yl)-phenyl]-3-fluoro-isonicotinamide
62		N-[4-(2-Aminoethoxy)-3-(2-methyl-2H-pyrazol-3-yl)-phenyl]-2-hydroxy-nicotinamide
63		2,5-Dichloro-thiophene-3-carboxylic acid [4-(2-aminoethoxy)-3-(4-chloro-2-methyl-2H-pyrazol-3-yl)-phenyl]-amide
64		5-Methyl-thiophene-2-carboxylic acid [4-(2-aminoethoxy)-3-(4-chloro-2-methyl-2H-pyrazol-3-yl)-phenyl]-amide

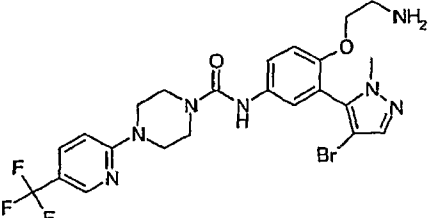
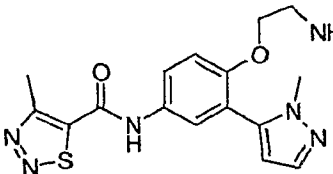
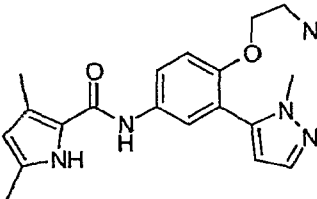
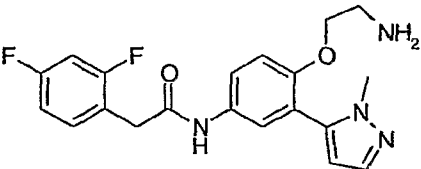
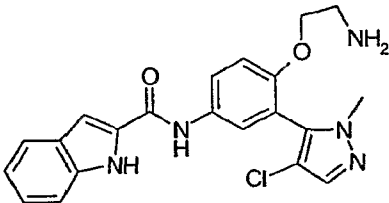
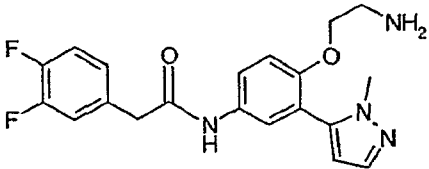
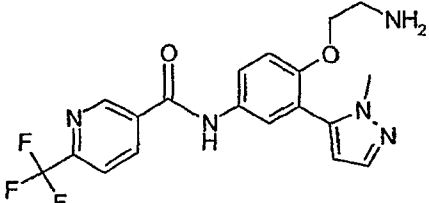
Cmpd No.	Chemical Structure	Chemical Name
65		2,2-Difluoro-benzo[1,3]dioxole-4-carboxylic acid [4-(2-amino-ethoxy)-3-(2-methyl-2H-pyrazol-3-yl)-phenyl]-amide
66		N-[4-(2-Amino-ethoxy)-3-(4-chloro-2-methyl-2H-pyrazol-3-yl)-phenyl]-4-isopropoxy-benzamide
67		2,2-Difluoro-benzo[1,3]dioxole-4-carboxylic acid [4-(2-amino-ethoxy)-3-(4-chloro-2-methyl-2H-pyrazol-3-yl)-phenyl]-amide
68		N-[4-(2-Amino-ethoxy)-3-(2-methyl-2H-pyrazol-3-yl)-phenyl]-3,5-difluoro-benzamide
69		N-[4-(2-Amino-2-methyl-propoxy)-3-(4-bromo-2-methyl-2H-pyrazol-3-yl)-phenyl]-4-trifluoromethyl-benzamide
70		5-Methyl-isoxazole-3-carboxylic acid [4-((S)-2-amino-3-cyclohexyl-propoxy)-3-(4-chloro-2-methyl-2H-pyrazol-3-yl)-phenyl]-amide

Cmpd No.	Chemical Structure	Chemical Name
71		N-[4-(2-Amino-ethoxy)-3-(4-chloro-2-methyl-2H-pyrazol-3-yl)-phenyl]-5-bromo-nicotinamide
72		N-[4-((S)-2-Amino-3-methyl-butoxy)-3-(2-methyl-2H-pyrazol-3-yl)-phenyl]-3-methoxy-benzamide
73		3-Methyl-thiophene-2-carboxylic acid [4-(2-amino-ethoxy)-3-(2-methyl-2H-pyrazol-3-yl)-phenyl]-amide
74		5-Chloro-thiophene-2-carboxylic acid [4-(2-amino-ethoxy)-3-(4-chloro-2-methyl-2H-pyrazol-3-yl)-phenyl]-amide
75		N-[4-(2-Amino-ethoxy)-3-(2-methyl-2H-pyrazol-3-yl)-phenyl]-2,6-difluoro-4-methoxy-benzamide
76		2,2-Difluoro-benzo[1,3]dioxole-4-carboxylic acid [4-((R)-2-amino-propoxy)-3-(2-methyl-2H-pyrazol-3-yl)-phenyl]-amide
77		4-Bromo-thiophene-2-carboxylic acid [4-(2-amino-ethoxy)-3-(4-chloro-2-methyl-2H-pyrazol-3-yl)-phenyl]-amide

Cmpd No.	Chemical Structure	Chemical Name
78		3,5-Dimethyl-isoxazole-4-carboxylic acid [4-(2-amino-ethoxy)-3-(4-chloro-2-methyl-2H-pyrazol-3-yl)-phenyl]-amide
79		N-[4-((R)-2-Amino-propoxy)-3-(4-chloro-2-methyl-2H-pyrazol-3-yl)-phenyl]-2-fluoro-4-methoxy-benzamide
80		2,2-Dimethyl-2,3-dihydro-benzofuran-7-carboxylic acid [4-(2-amino-ethoxy)-3-(2-methyl-2H-pyrazol-3-yl)-phenyl]-amide
81		4-Chloro-2,3-dihydro-indole-1-carboxylic acid [4-(2-amino-ethoxy)-3-(4-bromo-2-methyl-2H-pyrazol-3-yl)-phenyl]-amide
82		3-Chloro-6-fluoro-benzo[b]thiophene-2-carboxylic acid [4-(2-amino-ethoxy)-3-(4-chloro-2-methyl-2H-pyrazol-3-yl)-phenyl]-amide
83		N-[4-(2-Amino-ethoxy)-3-(2-methyl-2H-pyrazol-3-yl)-phenyl]-2-(4-chloro-phenyl)-acetamide
84		4,5-Dichloro-isothiazole-3-carboxylic acid [4-(2-amino-ethoxy)-3-(4-chloro-2-methyl-2H-pyrazol-3-yl)-phenyl]-amide

Cmpd No.	Chemical Structure	Chemical Name
85		5-Methyl-isoxazole-3-carboxylic acid [4-((R)-2-amino-3-methyl-butoxy)-3-(4-chloro-2-methyl-2H-pyrazol-3-yl)-phenyl]-amide
86		2-Bromo-4-methyl-thiazole-5-carboxylic acid [4-(2-amino-ethoxy)-3-(4-chloro-2-methyl-2H-pyrazol-3-yl)-phenyl]-amide
87		3-Methyl-benzofuran-2-carboxylic acid [4-(2-amino-ethoxy)-3-(4-chloro-2-methyl-2H-pyrazol-3-yl)-phenyl]-amide
88		3-Ethoxy-thiophene-2-carboxylic acid [4-(2-amino-ethoxy)-3-(2-methyl-2H-pyrazol-3-yl)-phenyl]-amide
89		N-[4-(2-Amino-2-methyl-propoxy)-3-(4-bromo-2-methyl-2H-pyrazol-3-yl)-phenyl]-3-trifluoromethyl-benzamide
90		N-[4-(2-Amino-ethoxy)-3-(2-methyl-2H-pyrazol-3-yl)-phenyl]-4-methoxy-3-trifluoromethyl-benzamide
91		N-[4-(2-Amino-ethoxy)-3-(4-chloro-2-methyl-2H-pyrazol-3-yl)-phenyl]-4-bromo-benzamide

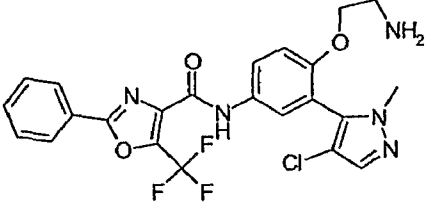
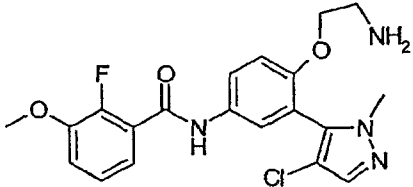
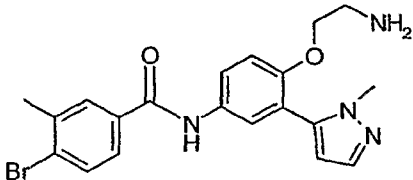
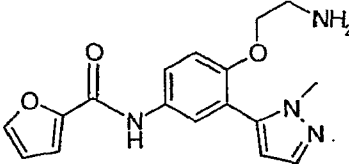
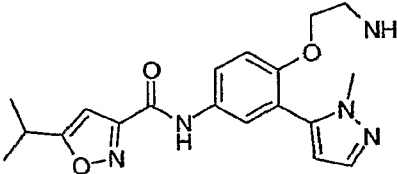
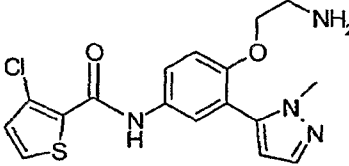
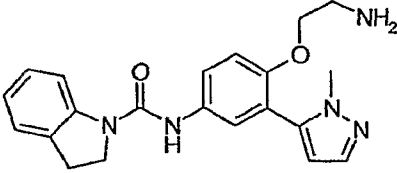
Cmpd No.	Chemical Structure	Chemical Name
92		{2-[4-(3-Methoxy-benzoylamino)-2-(2-methyl-2H-pyrazol-3-yl)-phenoxy]-ethyl}-carbamic acid benzyl ester
93		1-Phenyl-5-trifluoromethyl-1H-pyrazole-3-carboxylic acid [4-(2-aminoethoxy)-3-(4-chloro-2-methyl-2H-pyrazol-3-yl)-phenyl]-amide
94		5-Chloro-1-methyl-3-trifluoromethyl-1H-pyrazole-4-carboxylic acid [4-(2-aminoethoxy)-3-(4-chloro-2-methyl-2H-pyrazol-3-yl)-phenyl]-amide
95		N-[4-(2-Amino-ethoxy)-3-(2-methyl-2H-pyrazol-3-yl)-phenyl]-2-bicyclo[2.2.1]hept-2-yl-acetamide
96		5-tert-Butyl-2-methyl-2H-pyrazole-3-carboxylic acid [4-(2-aminoethoxy)-3-(2-methyl-2H-pyrazol-3-yl)-phenyl]-amide
97		N-[4-(2-Amino-ethoxy)-3-(2-methyl-2H-pyrazol-3-yl)-phenyl]-2-methyl-nicotinamide
98		N-[4-(2-Amino-ethoxy)-3-(4-chloro-2-methyl-2H-pyrazol-3-yl)-phenyl]-4-methoxy-2-methyl-benzamide

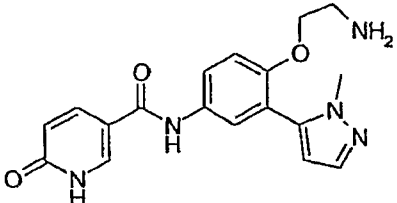
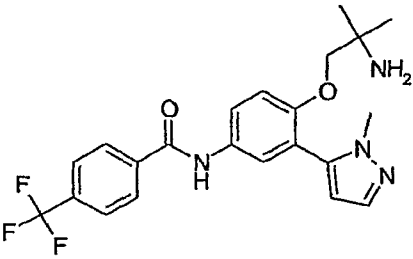
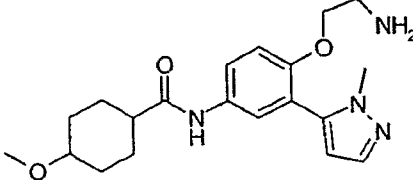
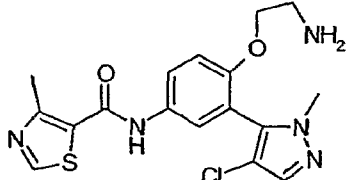
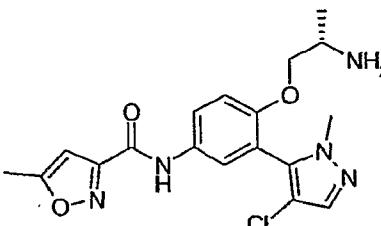
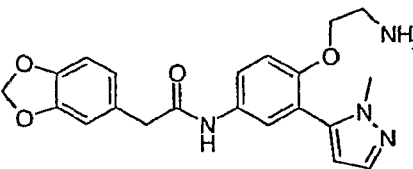
Cmpd No.	Chemical Structure	Chemical Name
99		4-(5-Trifluoromethyl-pyridin-2-yl)-piperazine-1-carboxylic acid [4-(2-amino-ethoxy)-3-(4-bromo-2-methyl-2H-pyrazol-3-yl)-phenyl]-amide
100		4-Methyl-[1,2,3]thiadiazole-5-carboxylic acid [4-(2-amino-ethoxy)-3-(2-methyl-2H-pyrazol-3-yl)-phenyl]-amide
101		3,5-Dimethyl-1H-pyrrole-2-carboxylic acid [4-(2-amino-ethoxy)-3-(2-methyl-2H-pyrazol-3-yl)-phenyl]-amide
102		N-[4-(2-Amino-ethoxy)-3-(2-methyl-2H-pyrazol-3-yl)-phenyl]-2-(2,4-difluoro-phenyl)-acetamide
103		1H-Indole-2-carboxylic acid [4-(2-amino-ethoxy)-3-(4-chloro-2-methyl-2H-pyrazol-3-yl)-phenyl]-amide
104		N-[4-(2-Amino-ethoxy)-3-(2-methyl-2H-pyrazol-3-yl)-phenyl]-2-(3,4-difluoro-phenyl)-acetamide
105		N-[4-(2-Amino-ethoxy)-3-(2-methyl-2H-pyrazol-3-yl)-phenyl]-6-trifluoromethyl-nicotinamide

Cmpd No.	Chemical Structure	Chemical Name
106		Isoxazole-5-carboxylic acid [4-(2-aminoethoxy)-3-(2-methyl-2H-pyrazol-3-yl)-phenyl]-amide
107		1-Methyl-1H-imidazole-4-carboxylic acid [4-(2-aminoethoxy)-3-(4-chloro-2-methyl-2H-pyrazol-3-yl)-phenyl]-amide
108		N-[4-(2-Aminoethoxy)-3-(2-methyl-2H-pyrazol-3-yl)-phenyl]-3-methoxy-4-methylbenzamide
109		3,4-Dihydro-2H-quinoline-1-carboxylic acid [4-(2-aminoethoxy)-3-(2-methyl-2H-pyrazol-3-yl)-phenyl]-amide
110		N-[4-(2-Aminoethoxy)-3-(2-methyl-2H-pyrazol-3-yl)-phenyl]-3-methoxy-2-methylbenzamide
111		N-[4-(2-Amino-2-methyl-propoxy)-3-(2-methyl-2H-pyrazol-3-yl)-phenyl]-4-chlorobenzamide
112		3-Phenyl-isoxazole-5-carboxylic acid [4-(2-aminoethoxy)-3-(2-methyl-2H-pyrazol-3-yl)-phenyl]-amide

Cmpd No.	Chemical Structure	Chemical Name
113		4-Methyl-oxazole-5-carboxylic acid [4-(2-amino-ethoxy)-3-(2-methyl-2H-pyrazol-3-yl)-phenyl]-amide
114		4-Bromo-thiophene-2-carboxylic acid [4-(2-amino-ethoxy)-3-(2-methyl-2H-pyrazol-3-yl)-phenyl]-amide
115		N-[4-(2-Amino-ethoxy)-3-(2-methyl-2H-pyrazol-3-yl)-phenyl]-2-(2-methoxy-phenyl)-acetamide
116		N-[4-(2-Amino-ethoxy)-3-(4-chloro-2-methyl-2H-pyrazol-3-yl)-phenyl]-4-fluoro-3-methoxy-benzamide
117		N-[4-((S)-2-Amino-3,3-dimethyl-butoxy)-3-(4-chloro-2-methyl-2H-pyrazol-3-yl)-phenyl]-nicotinamide
118		5-tert-Butyl-2-methyl-furan-3-carboxylic acid [4-(2-amino-ethoxy)-3-(2-methyl-2H-pyrazol-3-yl)-phenyl]-amide
119		Thiazole-4-carboxylic acid [4-(2-amino-ethoxy)-3-(4-chloro-2-methyl-2H-pyrazol-3-yl)-phenyl]-amide

Cmpd No.	Chemical Structure	Chemical Name
120		N-[4-(2-Amino-ethoxy)-3-(2-methyl-2H-pyrazol-3-yl)-phenyl]-2-(3-fluoro-phenyl)-acetamide
121		Benzo[1,3]dioxole-5-carboxylic acid [4-(2-amino-ethoxy)-3-(2-methyl-2H-pyrazol-3-yl)-phenyl]-amide
122		N-[4-(2-Amino-ethoxy)-3-(2-methyl-2H-pyrazol-3-yl)-phenyl]-2-bromo-5-methoxy-benzamide
123		4-(3,5-Dichloro-pyridin-4-yl)-piperazine-1-carboxylic acid [4-(2-amino-ethoxy)-3-(4-bromo-2-methyl-2H-pyrazol-3-yl)-phenyl]-amide
124		N-[4-(2-Amino-ethoxy)-3-(2-methyl-2H-pyrazol-3-yl)-phenyl]-isonicotinamide
125		N-[4-(2-Amino-ethoxy)-3-(2-methyl-2H-pyrazol-3-yl)-phenyl]-2-phenyl-acetamide
126		3-Methyl-3H-imidazole-4-carboxylic acid [4-(2-amino-ethoxy)-3-(2-methyl-2H-pyrazol-3-yl)-phenyl]-amide

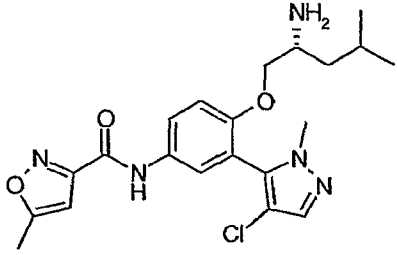
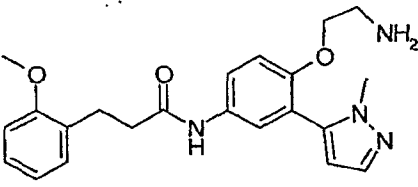
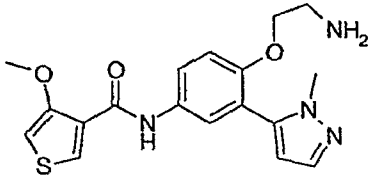
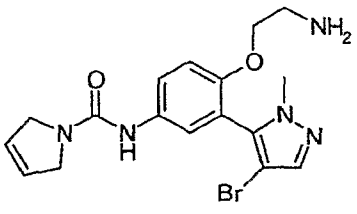
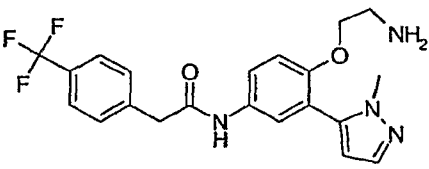
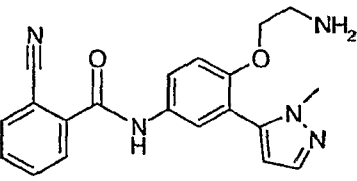
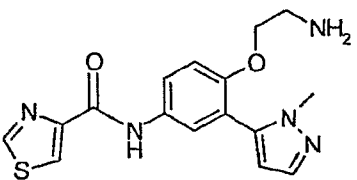
Cmpd No.	Chemical Structure	Chemical Name
127		2-Phenyl-5-trifluoromethyl-oxazole-4-carboxylic acid [4-(2-amino-ethoxy)-3-(4-chloro-2-methyl-2H-pyrazol-3-yl)-phenyl]-amide
128		N-[4-(2-Amino-ethoxy)-3-(4-chloro-2-methyl-2H-pyrazol-3-yl)-phenyl]-2-fluoro-3-methoxy-benzamide
129		N-[4-(2-Amino-ethoxy)-3-(2-methyl-2H-pyrazol-3-yl)-phenyl]-4-bromo-3-methyl-benzamide
130		Furan-2-carboxylic acid [4-(2-amino-ethoxy)-3-(2-methyl-2H-pyrazol-3-yl)-phenyl]-amide
131		5-Isopropyl-isoxazole-3-carboxylic acid [4-(2-amino-ethoxy)-3-(2-methyl-2H-pyrazol-3-yl)-phenyl]-amide
132		3-Chloro-thiophene-2-carboxylic acid [4-(2-amino-ethoxy)-3-(2-methyl-2H-pyrazol-3-yl)-phenyl]-amide
133		2,3-Dihydro-indole-1-carboxylic acid [4-(2-amino-ethoxy)-3-(2-methyl-2H-pyrazol-3-yl)-phenyl]-amide

Cmpd No.	Chemical Structure	Chemical Name
134		6-Oxo-1,6-dihydro-pyridine-3-carboxylic acid [4-(2-aminoethoxy)-3-(2-methyl-2H-pyrazol-3-yl)-phenyl]-amide
135		N-[4-(2-Amino-2-methyl-propoxy)-3-(2-methyl-2H-pyrazol-3-yl)-phenyl]-4-trifluoromethyl-benzamide
136		4-Methoxy-cyclohexanecarboxylic acid [4-(2-aminoethoxy)-3-(2-methyl-2H-pyrazol-3-yl)-phenyl]-amide
137		4-Methyl-thiazole-5-carboxylic acid [4-(2-aminoethoxy)-3-(4-chloro-2-methyl-2H-pyrazol-3-yl)-phenyl]-amide
138		5-Methyl-isoxazole-3-carboxylic acid [4-((S)-2-amino-propoxy)-3-(4-chloro-2-methyl-2H-pyrazol-3-yl)-phenyl]-amide
139		N-[4-(2-Amino-ethoxy)-3-(2-methyl-2H-pyrazol-3-yl)-phenyl]-2-benzo[1,3]dioxol-5-yl-acetamide

Cmpd No.	Chemical Structure	Chemical Name
140		N-[4-(2-Amino-ethoxy)-3-(4-chloro-2-methyl-2H-pyrazol-3-yl)-phenyl]-6-morpholin-4-yl-nicotinamide
141		N-[4-((S)-2-Amino-2-cyclohexyl-ethoxy)-3-(4-chloro-2-methyl-2H-pyrazol-3-yl)-phenyl]-nicotinamide
142		2,5-Dimethyl-furan-3-carboxylic acid [4-(2-amino-ethoxy)-3-(2-methyl-2H-pyrazol-3-yl)-phenyl]-amide
143		N-[4-(2-Amino-ethoxy)-3-(2-methyl-2H-pyrazol-3-yl)-phenyl]-2-(2-fluoro-phenyl)-acetamide
144		2-Ethyl-5-methyl-2H-pyrazole-3-carboxylic acid [4-(2-amino-ethoxy)-3-(2-methyl-2H-pyrazol-3-yl)-phenyl]-amide
145		5-Methyl-isoxazole-4-carboxylic acid [4-(2-amino-ethoxy)-3-(2-methyl-2H-pyrazol-3-yl)-phenyl]-amide
146		N-[4-Carbamoylmethoxy-3-(4-chloro-2-methyl-2H-pyrazol-3-yl)-phenyl]-3-trifluoromethyl-benzamide

Cmpd No.	Chemical Structure	Chemical Name
147		4-(2-Methoxy-phenyl)-piperazine-1-carboxylic acid [4-(2-amino-ethoxy)-3-(4-bromo-2-methyl-2H-pyrazol-3-yl)-phenyl]-amide
148		N-[4-(2-Amino-ethoxy)-3-(2-methyl-2H-pyrazol-3-yl)-phenyl]-2-benzo[d]isoxazol-3-yl-acetamide
149		(S)-2-Methoxymethyl-pyrrolidine-1-carboxylic acid [4-(2-amino-ethoxy)-3-(4-bromo-2-methyl-2H-pyrazol-3-yl)-phenyl]-amide
150		2,2-Difluoro-cyclopropanecarboxylic acid [4-(2-amino-ethoxy)-3-(4-chloro-2-methyl-2H-pyrazol-3-yl)-phenyl]-amide
151		N-[4-(2-Amino-ethoxy)-3-(2-methyl-2H-pyrazol-3-yl)-phenyl]-2-(3,4-dichloro-phenyl)-2-methoxy-acetamide
152		Naphthalene-2-carboxylic acid [4-(2-amino-ethoxy)-3-(2-methyl-2H-pyrazol-3-yl)-phenyl]-amide
153		4-(4-Methoxy-phenyl)-piperazine-1-carboxylic acid [4-(2-amino-ethoxy)-3-(4-bromo-2-methyl-2H-pyrazol-3-yl)-phenyl]-amide

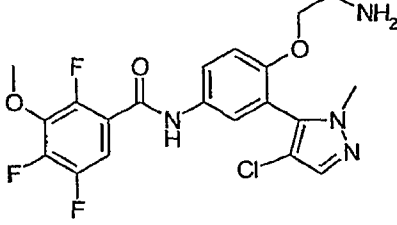
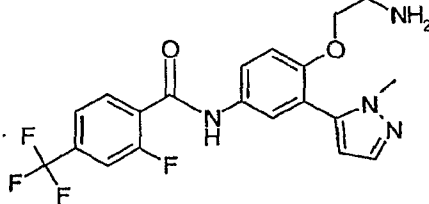
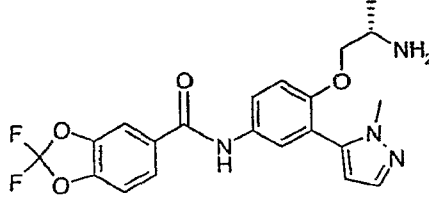
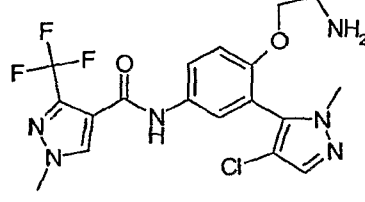
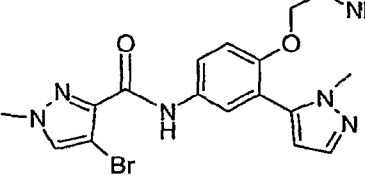
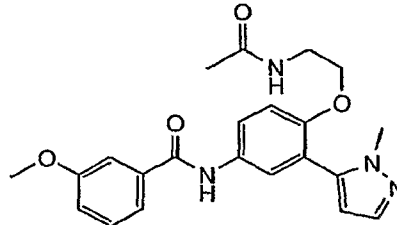
Cmpd No.	Chemical Structure	Chemical Name
154		N-[4-(2-Amino-ethoxy)-3-(2-methyl-2H-pyrazol-3-yl)-phenyl]-2-o-tolyl-acetamide
155		4-Methyl-thiophene-2-carboxylic acid [4-(2-amino-ethoxy)-3-(2-methyl-2H-pyrazol-3-yl)-phenyl]-amide
156		1,3-Dihydro-isoindole-2-carboxylic acid [4-(2-amino-ethoxy)-3-(2-methyl-2H-pyrazol-3-yl)-phenyl]-amide
157		N-[4-(2-Amino-ethoxy)-3-(2-methyl-2H-pyrazol-3-yl)-phenyl]-2,4-difluoro-benzamide
158		N-[4-((R)-2-Amino-2-cyclohexyl-ethoxy)-3-(4-chloro-2-methyl-2H-pyrazol-3-yl)-phenyl]-nicotinamide
159		N-[4-(2-Amino-2-methyl-propoxy)-3-(4-bromo-2-methyl-2H-pyrazol-3-yl)-phenyl]-3-chloro-benzamide
160		5-Chloro-2,3-dihydro-indole-1-carboxylic acid [4-(2-amino-ethoxy)-3-(4-bromo-2-methyl-2H-pyrazol-3-yl)-phenyl]-amide

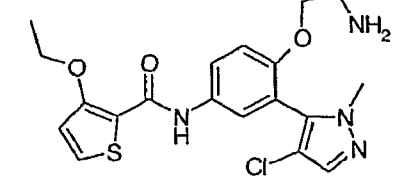
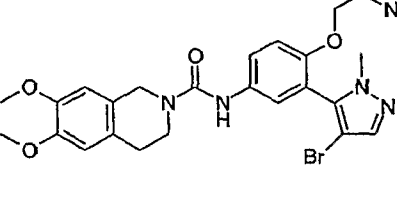
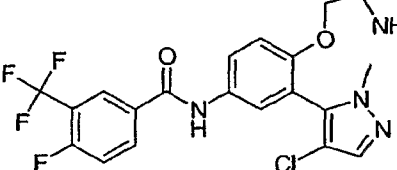
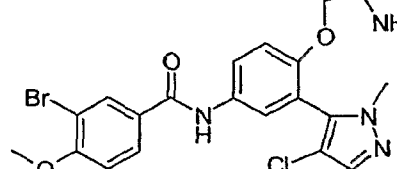
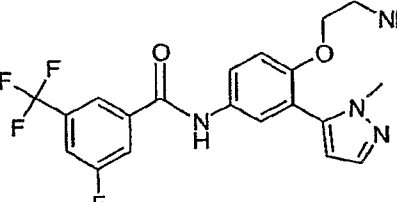
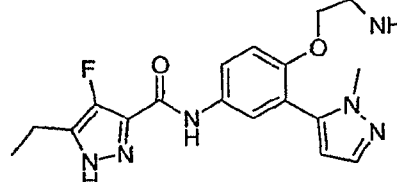
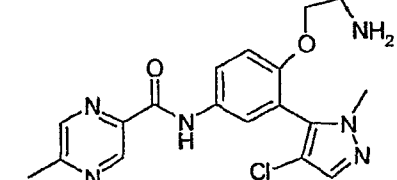
Cmpd No.	Chemical Structure	Chemical Name
161		5-Methyl-isoxazole-3-carboxylic acid [4-((R)-2-amino-4-methyl-pentyloxy)-3-(4-chloro-2-methyl-2H-pyrazol-3-yl)-phenyl]-amide
162		N-[4-(2-Amino-ethoxy)-3-(2-methyl-2H-pyrazol-3-yl)-phenyl]-3-(2-methoxy-phenyl)-propionamide
163		4-Methoxy-thiophene-3-carboxylic acid [4-(2-amino-ethoxy)-3-(2-methyl-2H-pyrazol-3-yl)-phenyl]-amide
164		2,5-Dihydro-pyrrole-1-carboxylic acid [4-(2-amino-ethoxy)-3-(4-bromo-2-methyl-2H-pyrazol-3-yl)-phenyl]-amide
165		N-[4-(2-Amino-ethoxy)-3-(2-methyl-2H-pyrazol-3-yl)-phenyl]-2-(4-trifluoromethyl-phenyl)-acetamide
166		N-[4-(2-Amino-ethoxy)-3-(2-methyl-2H-pyrazol-3-yl)-phenyl]-2-cyano-benzamide
167		Thiazole-4-carboxylic acid [4-(2-amino-ethoxy)-3-(2-methyl-2H-pyrazol-3-yl)-phenyl]-amide

Cmpd No.	Chemical Structure	Chemical Name
168		Thiophene-3-carboxylic acid [4-(2-aminoethoxy)-3-(2-methyl-2H-pyrazol-3-yl)-phenyl]-amide
169		N-[4-Carbamoylmethoxy-3-(4-chloro-2-methyl-2H-pyrazol-3-yl)-phenyl]-3-methoxy-benzamide
170		N-[4-(2-Aminoethoxy)-3-(2-methyl-2H-pyrazol-3-yl)-phenyl]-4-trifluoromethoxy-benzamide
171		N-[4-(2-Aminoethoxy)-3-(4-chloro-2-methyl-2H-pyrazol-3-yl)-phenyl]-2,2-dimethylpropionamide
172		N-[4-Carbamimidoylmethoxy-3-(4-chloro-2-methyl-2H-pyrazol-3-yl)-phenyl]-2-fluoro-4-methoxy-benzamide
173		5-Bromo-2,3-dihydroindole-1-carboxylic acid [4-(2-aminoethoxy)-3-(4-bromo-2-methyl-2H-pyrazol-3-yl)-phenyl]-amide
174		Tetrahydro-furan-2-carboxylic acid [4-(2-aminoethoxy)-3-(4-chloro-2-methyl-2H-pyrazol-3-yl)-phenyl]-amide

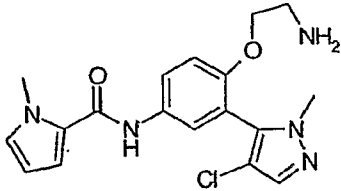
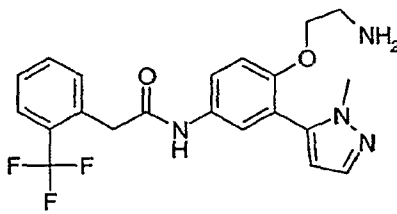
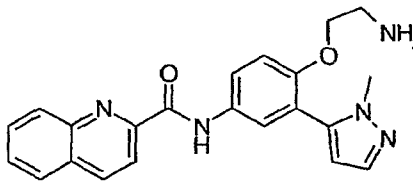
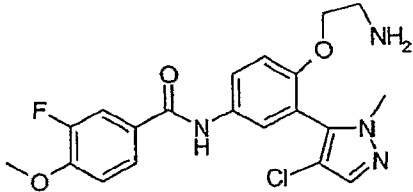
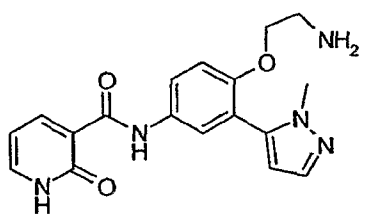
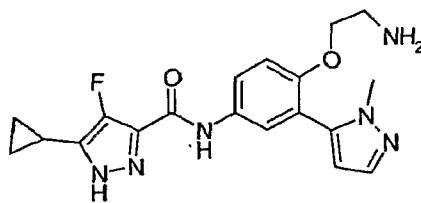
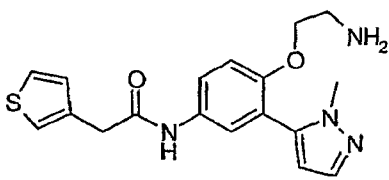
Cmpd No.	Chemical Structure	Chemical Name
175		N-[4-(2-Amino-ethoxy)-3-(2-methyl-2H-pyrazol-3-yl)-phenyl]-2-(2-ethoxy-phenyl)-acetamide
176		N-[4-(2-Amino-ethoxy)-3-(2-methyl-2H-pyrazol-3-yl)-phenyl]-4-methylbenzamide
177		N-[4-(2-Amino-2-methyl-propoxy)-3-(4-bromo-2-methyl-2H-pyrazol-3-yl)-phenyl]-4-chloro-benzamide
178		N-[4-(2-Amino-ethoxy)-3-(2-methyl-2H-pyrazol-3-yl)-phenyl]-2-(3-chloro-phenyl)-acetamide
179		2,5-Dichloro-thiophene-3-carboxylic acid [4-(2-amino-ethoxy)-3-(2-methyl-2H-pyrazol-3-yl)-phenyl]-amide
180		6-Chloro-2,3-dihydro-indole-1-carboxylic acid [4-(2-amino-ethoxy)-3-(4-bromo-2-methyl-2H-pyrazol-3-yl)-phenyl]-amide
181		N-[4-(2-Amino-ethoxy)-3-(2-methyl-2H-pyrazol-3-yl)-phenyl]-3-fluoro-benzamide

Cmpd No.	Chemical Structure	Chemical Name
182		N-[4-(2-Amino-ethoxy)-3-(2-methyl-2H-pyrazol-3-yl)-phenyl]-propionamide
183		6-Fluoro-2,3-dihydro-indole-1-carboxylic acid [4-(2-amino-ethoxy)-3-(2-methyl-2H-pyrazol-3-yl)-phenyl]-amide
184		N-[4-(2-Amino-ethoxy)-3-(2-methyl-2H-pyrazol-3-yl)-phenyl]-2-(3-trifluoromethyl-phenyl)-acetamide
185		5-Methyl-isoxazole-3-carboxylic acid [4-((S)-2-amino-4-methyl-pentyloxy)-3-(4-chloro-2-methyl-2H-pyrazol-3-yl)-phenyl]-amide
186		N-[4-(2-Amino-ethoxy)-3-(4-chloro-2-methyl-2H-pyrazol-3-yl)-phenyl]-5-methoxy-2-(2,2,2-trifluoro-ethoxy)-benzamide
187		N-[4-(2-Amino-ethoxy)-3-(2-methyl-2H-pyrazol-3-yl)-phenyl]-2-(2,3-dimethoxy-phenyl)-acetamide
188		N-[4-(2-Amino-2-methyl-propoxy)-3-(4-bromo-2-methyl-2H-pyrazol-3-yl)-phenyl]-benzamide

Cmpd No.	Chemical Structure	Chemical Name
189		N-[4-(2-Amino-ethoxy)-3-(4-chloro-2-methyl-2H-pyrazol-3-yl)-phenyl]-2,4,5-trifluoro-3-methoxy-benzamide
190		N-[4-(2-Amino-ethoxy)-3-(2-methyl-2H-pyrazol-3-yl)-phenyl]-2-fluoro-4-(trifluoromethyl)-benzamide
191		2,2-Difluoro-benzo[1,3]dioxole-5-carboxylic acid [4-((S)-2-amino-propoxy)-3-(2-methyl-2H-pyrazol-3-yl)-phenyl]-amide
192		1-Methyl-3-(trifluoromethyl)-1H-pyrazole-4-carboxylic acid [4-(2-aminoethoxy)-3-(4-chloro-2-methyl-2H-pyrazol-3-yl)-phenyl]-amide
193		4-Bromo-1-methyl-1H-pyrazole-3-carboxylic acid [4-(2-aminoethoxy)-3-(2-methyl-2H-pyrazol-3-yl)-phenyl]-amide
194		N-[4-(2-Acetylamino-ethoxy)-3-(2-methyl-2H-pyrazol-3-yl)-phenyl]-3-methoxy-benzamide

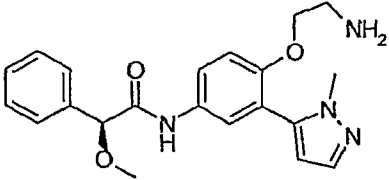
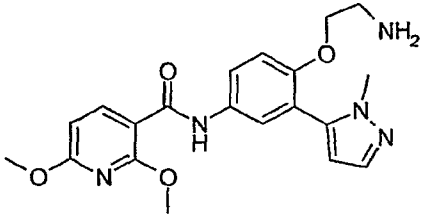
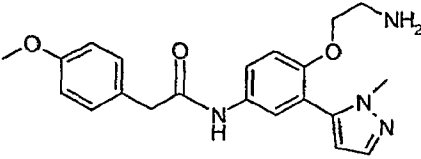
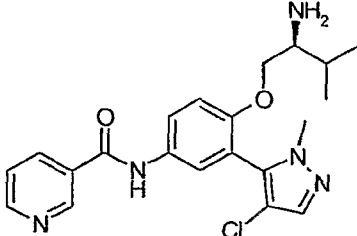
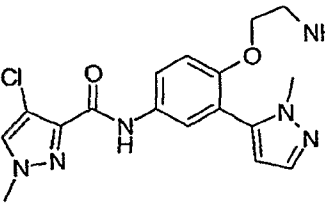
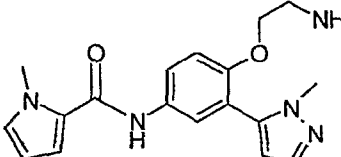
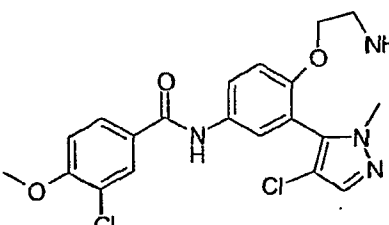
Cmpd No.	Chemical Structure	Chemical Name
195		3-Ethoxy-thiophene-2-carboxylic acid [4-(2-amino-ethoxy)-3-(4-chloro-2-methyl-2H-pyrazol-3-yl)-phenyl]-amide
196		6,7-Dimethoxy-3,4-dihydro-1H-isoquinoline-2-carboxylic acid [4-(2-amino-ethoxy)-3-(4-bromo-2-methyl-2H-pyrazol-3-yl)-phenyl]-amide
197		N-[4-(2-Amino-ethoxy)-3-(4-chloro-2-methyl-2H-pyrazol-3-yl)-phenyl]-4-fluoro-3-trifluoromethyl-benzamide
198		N-[4-(2-Amino-ethoxy)-3-(4-chloro-2-methyl-2H-pyrazol-3-yl)-phenyl]-3-bromo-4-methoxy-benzamide
199		N-[4-(2-Amino-ethoxy)-3-(2-methyl-2H-pyrazol-3-yl)-phenyl]-3-fluoro-5-trifluoromethyl-benzamide
200		5-Ethyl-4-fluoro-1H-pyrazole-3-carboxylic acid [4-(2-amino-ethoxy)-3-(2-methyl-2H-pyrazol-3-yl)-phenyl]-amide
201		5-Methyl-pyrazine-2-carboxylic acid [4-(2-amino-ethoxy)-3-(4-chloro-2-methyl-2H-pyrazol-3-yl)-phenyl]-amide

Cmpd No.	Chemical Structure	Chemical Name
202		N-[4-(2-Amino-ethoxy)-3-(2-methyl-2H-pyrazol-3-yl)-phenyl]-2-(4-chloro-phenyl)-2-oxo-acetamide
203		2,3-Dihydro-benzo[1,4]dioxine-5-carboxylic acid [4-(2-amino-ethoxy)-3-(4-chloro-2-methyl-2H-pyrazol-3-yl)-phenyl]-amide
204		N-[4-(2-Amino-ethoxy)-3-(2-methyl-2H-pyrazol-3-yl)-phenyl]-2-fluoro-5-trifluoromethyl-benzamide
205		N-[4-(2-Amino-ethoxy)-3-(4-chloro-2-methyl-2H-pyrazol-3-yl)-phenyl]-2-phenoxy-nicotinamide
206		N-[4-(2-Amino-ethoxy)-3-(4-chloro-2-methyl-2H-pyrazol-3-yl)-phenyl]-3-methoxy-4-methyl-benzamide
207		5-Bromo-furan-2-carboxylic acid [4-(2-amino-ethoxy)-3-(2-methyl-2H-pyrazol-3-yl)-phenyl]-amide
208		N-[4-(2-Amino-2-methyl-propoxy)-3-(2-methyl-2H-pyrazol-3-yl)-phenyl]-3-bromo-benzamide

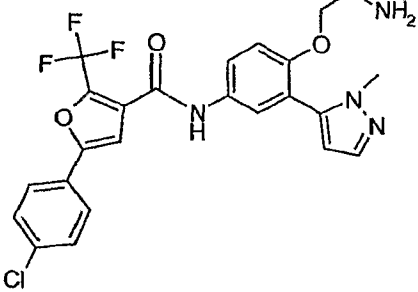
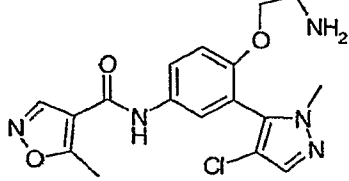
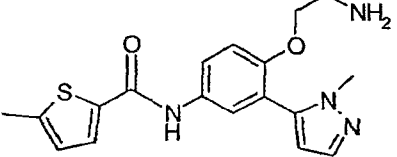
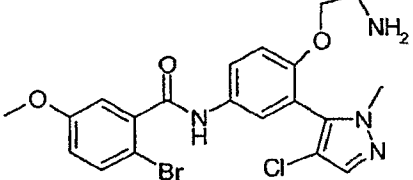
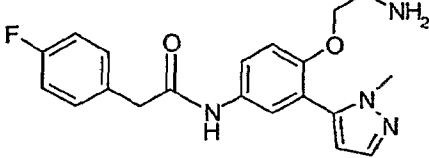
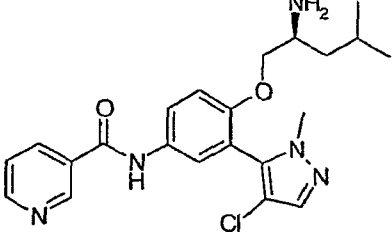
Cmpd No.	Chemical Structure	Chemical Name
209		1-Methyl-1H-pyrrole-2-carboxylic acid [4-(2-amino-ethoxy)-3-(4-chloro-2-methyl-2H-pyrazol-3-yl)-phenyl]-amide
210		N-[4-(2-Amino-ethoxy)-3-(2-methyl-2H-pyrazol-3-yl)-phenyl]-2-(2-trifluoromethyl-phenyl)-acetamide
211		Quinoline-2-carboxylic acid [4-(2-amino-ethoxy)-3-(2-methyl-2H-pyrazol-3-yl)-phenyl]-amide
212		N-[4-(2-Amino-ethoxy)-3-(4-chloro-2-methyl-2H-pyrazol-3-yl)-phenyl]-3-fluoro-4-methoxy-benzamide
213		2-Oxo-1,2-dihydropyridine-3-carboxylic acid [4-(2-amino-ethoxy)-3-(2-methyl-2H-pyrazol-3-yl)-phenyl]-amide
214		5-Cyclopropyl-4-fluoro-1H-pyrazole-3-carboxylic acid [4-(2-amino-ethoxy)-3-(2-methyl-2H-pyrazol-3-yl)-phenyl]-amide
215		N-[4-(2-Amino-ethoxy)-3-(2-methyl-2H-pyrazol-3-yl)-phenyl]-2-thiophen-3-yl-acetamide

Cmpd No.	Chemical Structure	Chemical Name
216		N-[4-(2-Amino-ethoxy)-3-(4-chloro-2-methyl-2H-pyrazol-3-yl)-phenyl]-3-methoxy-2-methyl-benzamide
217		N-[4-(2-Amino-ethoxy)-3-(2-methyl-2H-pyrazol-3-yl)-phenyl]-3-cyano-benzamide
218		N-[4-(2-Amino-ethoxy)-3-(2-methyl-2H-pyrazol-3-yl)-phenyl]-4-thiophen-2-yl-benzamide
219		N-[4-(2-Amino-ethoxy)-3-(2-methyl-2H-pyrazol-3-yl)-phenyl]-2,6-difluoro-benzamide
220		5-Methyl-2-trifluoromethyl-furan-3-carboxylic acid [4-(2-amino-ethoxy)-3-(2-methyl-2H-pyrazol-3-yl)-phenyl]-amide
221		N-[4-(2-Amino-ethoxy)-3-(2-methyl-2H-pyrazol-3-yl)-phenyl]-4-chloro-nicotinamide
222		4-Chloro-1-ethyl-1H-pyrazole-3-carboxylic acid [4-(2-amino-ethoxy)-3-(2-methyl-2H-pyrazol-3-yl)-phenyl]-amide

Cmpd No.	Chemical Structure	Chemical Name
223		4-Methyl-3,4-dihydro-2H-benzo[1,4]oxazine-7-carboxylic acid [4-(2-amino-ethoxy)-3-(4-chloro-2-methyl-2H-pyrazol-3-yl)-phenyl]-amide
224		3-Methyl-isoxazole-4-carboxylic acid [4-(2-amino-ethoxy)-3-(4-chloro-2-methyl-2H-pyrazol-3-yl)-phenyl]-amide
225		N-[4-(2-Amino-ethoxy)-3-(2-methyl-2H-pyrazol-3-yl)-phenyl]-3-(1H-indol-3-yl)-propionamide
226		N-[4-(2-Amino-ethoxy)-3-(4-chloro-2-methyl-2H-pyrazol-3-yl)-phenyl]-4-methoxy-3,5-dimethyl-benzamide
227		N-[4-(2-Amino-ethoxy)-3-(4-chloro-2-methyl-2H-pyrazol-3-yl)-phenyl]-2-fluoro-4-methoxy-benzamide
228		N-[4-(2-Amino-2-methyl-propoxy)-3-(4-chloro-2-methyl-2H-pyrazol-3-yl)-phenyl]-3-trifluoromethyl-benzamide
229		N-[4-(2-Amino-ethoxy)-3-(2-methyl-2H-pyrazol-3-yl)-phenyl]-2-(3-fluoro-4-methoxy-phenyl)-acetamide

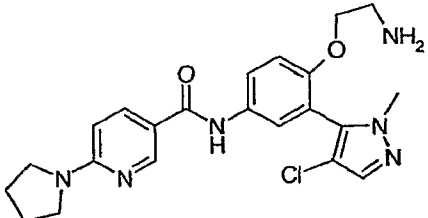
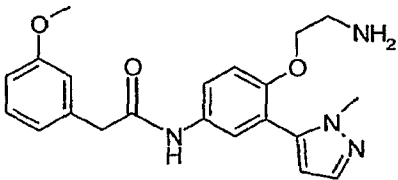
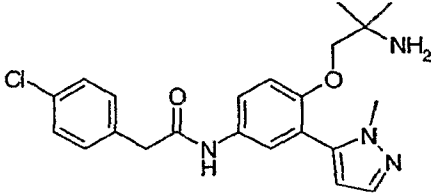
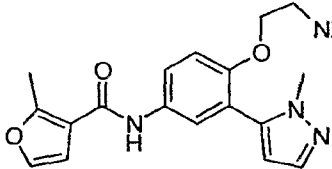
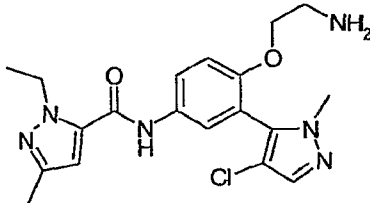
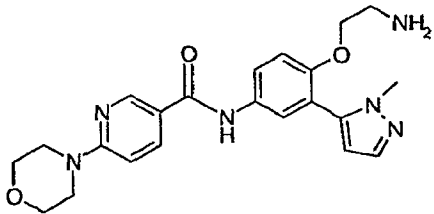
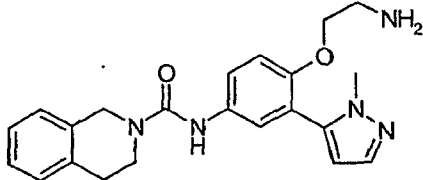
Cmpd No.	Chemical Structure	Chemical Name
230		(S)-N-[4-(2-Amino-ethoxy)-3-(2-methyl-2H-pyrazol-3-yl)-phenyl]-2-methoxy-2-phenyl-acetamide
231		N-[4-(2-Amino-ethoxy)-3-(2-methyl-2H-pyrazol-3-yl)-phenyl]-2,6-dimethoxy-nicotinamide
232		N-[4-(2-Amino-ethoxy)-3-(2-methyl-2H-pyrazol-3-yl)-phenyl]-2-(4-methoxy-phenyl)-acetamide
233		N-[4-((S)-2-Amino-3-methyl-butoxy)-3-(4-chloro-2-methyl-2H-pyrazol-3-yl)-phenyl]-nicotinamide
234		4-Chloro-1-methyl-1H-pyrazole-3-carboxylic acid [4-(2-amino-ethoxy)-3-(2-methyl-2H-pyrazol-3-yl)-phenyl]-amide
235		1-Methyl-1H-pyrrole-2-carboxylic acid [4-(2-amino-ethoxy)-3-(2-methyl-2H-pyrazol-3-yl)-phenyl]-amide
236		N-[4-(2-Amino-ethoxy)-3-(4-chloro-2-methyl-2H-pyrazol-3-yl)-phenyl]-3-chloro-4-methoxy-benzamide

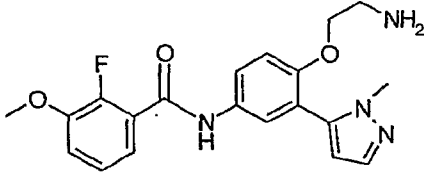
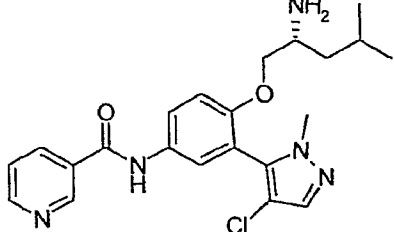
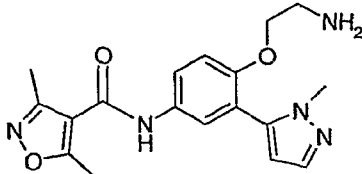
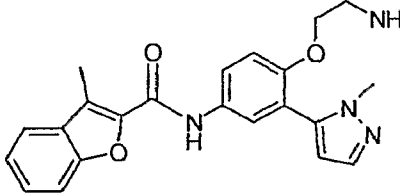
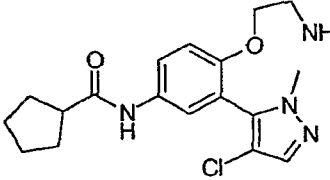
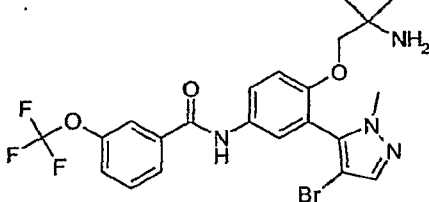
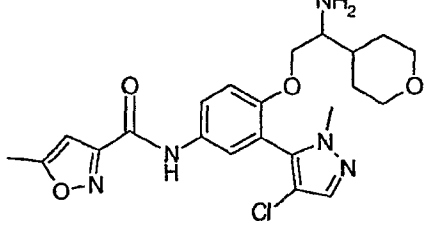
Cmpd No.	Chemical Structure	Chemical Name
237		5-Methyl-1H-pyrazole-3-carboxylic acid [4-(2-amino-ethoxy)-3-(2-methyl-2H-pyrazol-3-yl)-phenyl]-amide
238		N-[4-(2-Amino-ethoxy)-3-(2-methyl-2H-pyrazol-3-yl)-phenyl]-2-fluoro-4-methoxy-benzamide
239		N-[4-(2-Amino-ethoxy)-3-(2-methyl-2H-pyrazol-3-yl)-phenyl]-3,4,5-trimethoxy-benzamide
240		N-[4-(2-Amino-ethoxy)-3-(2-methyl-2H-pyrazol-3-yl)-phenyl]-3-cyclohexyl-propionamide
241		N-[4-(2-Amino-ethoxy)-3-(2-methyl-2H-pyrazol-3-yl)-phenyl]-6-methyl-nicotinamide
242		N-[4-(2-Amino-ethoxy)-3-(4-chloro-2-methyl-2H-pyrazol-3-yl)-phenyl]-2,6-difluoro-4-methoxy-benzamide

Cmpd No.	Chemical Structure	Chemical Name
243		5-(4-Chloro-phenyl)-2-trifluoromethyl-furan-3-carboxylic acid [4-(2-amino-ethoxy)-3-(2-methyl-2H-pyrazol-3-yl)-phenyl]-amide
244		5-Methyl-isoxazole-4-carboxylic acid [4-(2-amino-ethoxy)-3-(4-chloro-2-methyl-2H-pyrazol-3-yl)-phenyl]-amide
245		5-Methyl-thiophene-2-carboxylic acid [4-(2-amino-ethoxy)-3-(2-methyl-2H-pyrazol-3-yl)-phenyl]-amide
246		N-[4-(2-Amino-ethoxy)-3-(4-chloro-2-methyl-2H-pyrazol-3-yl)-phenyl]-2-bromo-5-methoxy-benzamide
247		N-[4-(2-Amino-ethoxy)-3-(2-methyl-2H-pyrazol-3-yl)-phenyl]-2-(4-fluoro-phenyl)-acetamide
248		N-[4-((S)-2-Amino-4-methyl-pentyloxy)-3-(4-chloro-2-methyl-2H-pyrazol-3-yl)-phenyl]-nicotinamide

Cmpd No.	Chemical Structure	Chemical Name
249		N-[4-(2-Amino-ethoxy)-3-(2-methyl-2H-pyrazol-3-yl)-phenyl]-2-fluoro-5-methoxy-benzamide
250		3,4-Dihydro-2H-quinoline-1-carboxylic acid [4-(2-amino-ethoxy)-3-(4-bromo-2-methyl-2H-pyrazol-3-yl)-phenyl]-amide
251		1H-Imidazole-4-carboxylic acid [4-(2-amino-ethoxy)-3-(2-methyl-2H-pyrazol-3-yl)-phenyl]-amide
252		N-[4-(2-Amino-ethoxy)-3-(2-methyl-2H-pyrazol-3-yl)-phenyl]-3-chloro-4-methoxy-benzamide
253		N-[4-(2-Amino-ethoxy)-3-(2-methyl-2H-pyrazol-3-yl)-phenyl]-3-bromo-4-methoxy-benzamide
254		4,5-Dimethyl-furan-2-carboxylic acid [4-(2-amino-ethoxy)-3-(2-methyl-2H-pyrazol-3-yl)-phenyl]-amide
255		1-Methyl-5-trifluoromethyl-1H-pyrazole-4-carboxylic acid [4-(2-amino-ethoxy)-3-(2-methyl-2H-pyrazol-3-yl)-phenyl]-amide

Cmpd No.	Chemical Structure	Chemical Name
256		1-tert-Butyl-5-methyl-1H-pyrazole-3-carboxylic acid [4-(2-amino-ethoxy)-3-(2-methyl-2H-pyrazol-3-yl)-phenyl]-amide
257		N-[4-(2-Amino-ethoxy)-3-(2-methyl-2H-pyrazol-3-yl)-phenyl]-6-phenoxy-nicotinamide
258		N-[4-(2-Amino-ethoxy)-3-(4-chloro-2-methyl-2H-pyrazol-3-yl)-phenyl]-4-methoxy-3-trifluoromethyl-benzamide
259		Cyclopentanecarboxylic acid [4-(2-amino-ethoxy)-3-(2-methyl-2H-pyrazol-3-yl)-phenyl]-amide
260		5-Methyl-isoxazole-3-carboxylic acid [4-(2-amino-ethoxy)-3-(2-methyl-2H-pyrazol-3-yl)-phenyl]-amide
261		N-[4-(2-Amino-ethoxy)-3-(2-methyl-2H-pyrazol-3-yl)-phenyl]-2-(2,6-difluoro-phenyl)-acetamide
262		N-[4-(2-Amino-ethoxy)-3-(2-methyl-2H-pyrazol-3-yl)-phenyl]-2-(3,5-dimethyl-pyrazol-1-yl)-acetamide

Cmpd No.	Chemical Structure	Chemical Name
263		N-[4-(2-Amino-ethoxy)-3-(4-chloro-2-methyl-2H-pyrazol-3-yl)-phenyl]-6-pyrrolidin-1-yl-nicotinamide
264		N-[4-(2-Amino-ethoxy)-3-(2-methyl-2H-pyrazol-3-yl)-phenyl]-2-(3-methoxy-phenyl)-acetamide
265		N-[4-(2-Amino-2-methyl-propoxy)-3-(2-methyl-2H-pyrazol-3-yl)-phenyl]-2-(4-chloro-phenyl)-acetamide
266		2-Methyl-furan-3-carboxylic acid [4-(2-amino-ethoxy)-3-(2-methyl-2H-pyrazol-3-yl)-phenyl]-amide
267		2-Ethyl-5-methyl-2H-pyrazole-3-carboxylic acid [4-(2-amino-ethoxy)-3-(4-chloro-2-methyl-2H-pyrazol-3-yl)-phenyl]-amide
268		N-[4-(2-Amino-ethoxy)-3-(2-methyl-2H-pyrazol-3-yl)-phenyl]-6-morpholin-4-yl-nicotinamide
269		3,4-Dihydro-1H-isoquinoline-2-carboxylic acid [4-(2-amino-ethoxy)-3-(2-methyl-2H-pyrazol-3-yl)-phenyl]-amide

Cmpd No.	Chemical Structure	Chemical Name
270		N-[4-(2-Amino-ethoxy)-3-(2-methyl-2H-pyrazol-3-yl)-phenyl]-2-fluoro-3-methoxy-benzamide
271		N-[4-((R)-2-Amino-4-methyl-pentyloxy)-3-(4-chloro-2-methyl-2H-pyrazol-3-yl)-phenyl]-nicotinamide
272		3,5-Dimethyl-isoxazole-4-carboxylic acid [4-(2-amino-ethoxy)-3-(2-methyl-2H-pyrazol-3-yl)-phenyl]-amide
273		3-Methyl-benzofuran-2-carboxylic acid [4-(2-amino-ethoxy)-3-(2-methyl-2H-pyrazol-3-yl)-phenyl]-amide
274		Cyclopentanecarboxylic acid [4-(2-amino-ethoxy)-3-(4-chloro-2-methyl-2H-pyrazol-3-yl)-phenyl]-amide
275		N-[4-(2-Amino-2-methyl-propoxy)-3-(4-bromo-2-methyl-2H-pyrazol-3-yl)-phenyl]-3-trifluoromethoxy-benzamide
276		5-Methyl-isoxazole-3-carboxylic acid [4-[2-amino-2-(tetrahydropyran-4-yl)-ethoxy]-3-(4-chloro-2-methyl-2H-pyrazol-3-yl)-phenyl]-amide

Cmpd No.	Chemical Structure	Chemical Name
277		N-[4-((S)-2-Amino-propoxy)-3-(4-chloro-2-methyl-2H-pyrazol-3-yl)-phenyl]-2-fluoro-4-methoxy-benzamide
278		5-Isopropyl-2H-pyrazole-3-carboxylic acid [4-(2-amino-ethoxy)-3-(4-chloro-2-methyl-2H-pyrazol-3-yl)-phenyl]-amide
279		N-[4-(2-Amino-ethoxy)-3-(2-methyl-2H-pyrazol-3-yl)-phenyl]-3-fluoro-4-methoxy-benzamide
280		5-Methyl-2H-pyrazole-3-carboxylic acid [4-(2-amino-ethoxy)-3-(2-methyl-2H-pyrazol-3-yl)-phenyl]-amide
281		N-[4-(2-Amino-2-methyl-propoxy)-3-(4-bromo-2-methyl-2H-pyrazol-3-yl)-phenyl]-3-bromo-benzamide
282		1-Phenyl-5-trifluoromethyl-1H-pyrazole-4-carboxylic acid [4-(2-amino-ethoxy)-3-(2-methyl-2H-pyrazol-3-yl)-phenyl]-amide
283		5-tert-Butyl-2-methyl-2H-pyrazole-3-carboxylic acid [4-(2-amino-ethoxy)-3-(4-chloro-2-methyl-2H-pyrazol-3-yl)-phenyl]-amide

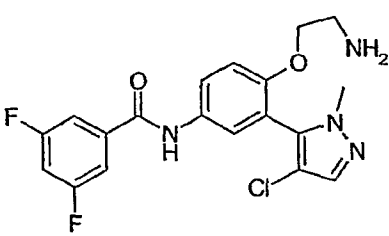
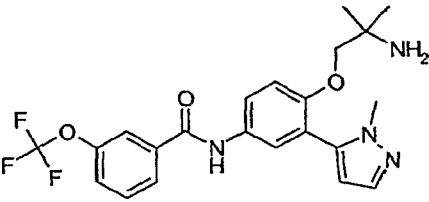
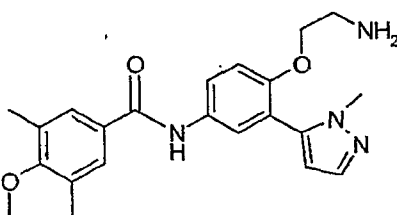
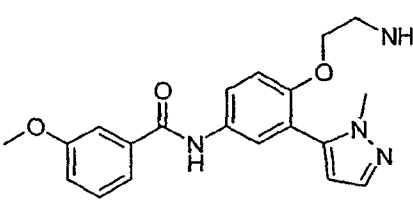
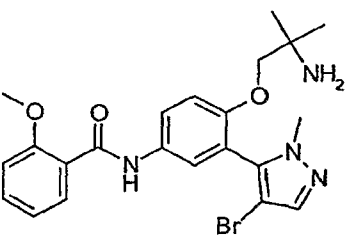
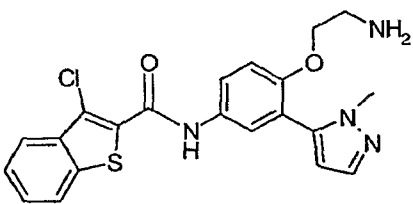
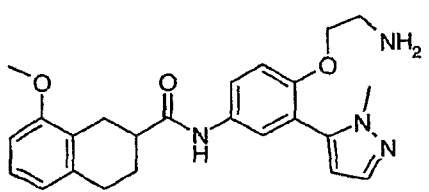
Cmpd No.	Chemical Structure	Chemical Name
284		5-Methyl-1H-pyrazole-3-carboxylic acid [4-(2-amino-ethoxy)-3-(4-chloro-2-methyl-2H-pyrazol-3-yl)-phenyl]-amide
285		N-[4-((R)-2-Amino-3-methyl-butoxy)-3-(4-chloro-2-methyl-2H-pyrazol-3-yl)-phenyl]-nicotinamide
286		N-[4-((S)-2-Amino-propoxy)-3-(2-methyl-2H-pyrazol-3-yl)-phenyl]-3-methoxy-benzamide
287		4-Acetylamino-N-[4-(2-amino-2-methyl-propoxy)-3-(4-bromo-2-methyl-2H-pyrazol-3-yl)-phenyl]-benzamide
288		N-[4-(2-Amino-ethoxy)-3-(2-methyl-2H-pyrazol-3-yl)-phenyl]-3-cyclopentyloxy-4-methoxy-benzamide
289		Cinnoline-4-carboxylic acid [4-(2-amino-ethoxy)-3-(4-chloro-2-methyl-2H-pyrazol-3-yl)-phenyl]-amide
290		5-Phenyl-isoxazole-3-carboxylic acid [4-(2-amino-ethoxy)-3-(2-methyl-2H-pyrazol-3-yl)-phenyl]-amide

Cmpd No.	Chemical Structure	Chemical Name
291		1-(4-Chloro-phenyl)-5-trifluoromethyl-1H-pyrazole-4-carboxylic acid [4-(2-amino-ethoxy)-3-(2-methyl-2H-pyrazol-3-yl)-phenyl]-amide
292		N-[4-(2-Amino-ethoxy)-3-(4-chloro-2-methyl-2H-pyrazol-3-yl)-phenyl]-3-fluoro-4-methyl-benzamide
293		N-[4-(2-Amino-ethoxy)-3-(2-methyl-2H-pyrazol-3-yl)-phenyl]-4-fluorobenzamide
294		2,3,4,5-Tetrahydrobenzo[b][1,4]diazepine-1-carboxylic acid [4-(2-amino-ethoxy)-3-(2-methyl-2H-pyrazol-3-yl)-phenyl]-amide
295		N-[4-((S)-2-Aminopropoxy)-3-(2-methyl-2H-pyrazol-3-yl)-phenyl]-4-trifluoromethoxybenzamide
296		4-Chloro-1-ethyl-1H-pyrazole-3-carboxylic acid [4-(2-amino-ethoxy)-3-(4-chloro-2-methyl-2H-pyrazol-3-yl)-phenyl]-amide
297		N-[4-(2-Amino-ethoxy)-3-(2-methyl-2H-pyrazol-3-yl)-phenyl]-2-(1H-indol-3-yl)-acetamide

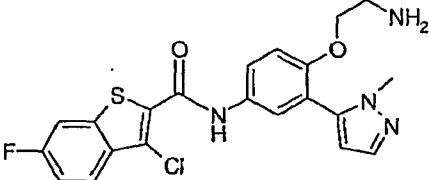
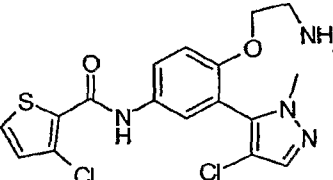
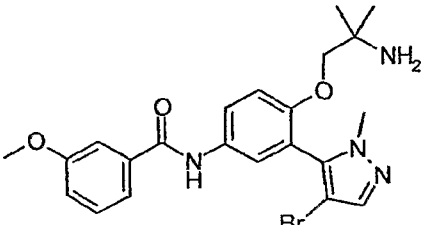
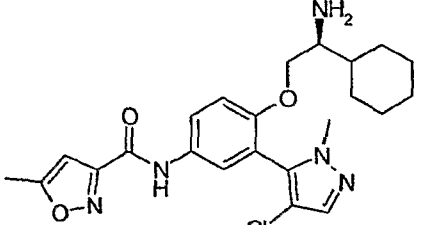
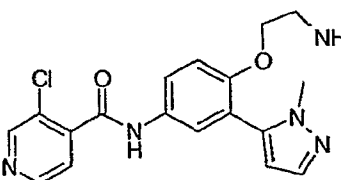
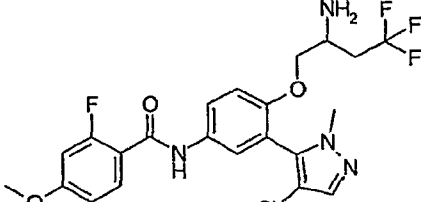
Cmpd No.	Chemical Structure	Chemical Name
298		4-Methyl-piperazine-1-carboxylic acid [4-(2-amino-ethoxy)-3-(4-bromo-2-methyl-2H-pyrazol-3-yl)-phenyl]-amide
299		N-[4-(2-Amino-ethoxy)-3-(2-methyl-2H-pyrazol-3-yl)-phenyl]-6-cyano-nicotinamide
300		N-[4-(2-Amino-ethoxy)-3-(2-methyl-2H-pyrazol-3-yl)-phenyl]-3-fluoro-4-methyl-benzamide
301		6-Oxo-6H-pyran-3-carboxylic acid [4-(2-amino-ethoxy)-3-(4-chloro-2-methyl-2H-pyrazol-3-yl)-phenyl]-amide
302		N-[4-(2-Amino-ethoxy)-3-(2-methyl-2H-pyrazol-3-yl)-phenyl]-3-chloro-4-fluoro-benzamide
303		4-Trifluoromethyl-cyclohexanecarboxylic acid [4-(2-amino-ethoxy)-3-(4-chloro-2-methyl-2H-pyrazol-3-yl)-phenyl]-amide
304		N-[4-(2-Amino-ethoxy)-3-(4-chloro-2-methyl-2H-pyrazol-3-yl)-phenyl]-4-chloro-3-fluoro-benzamide

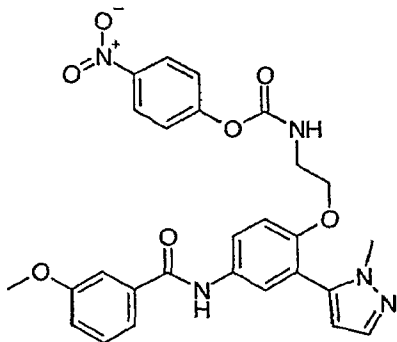
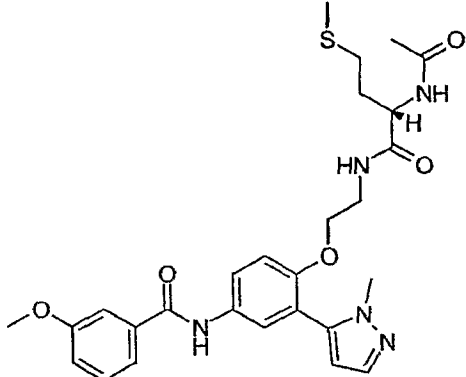
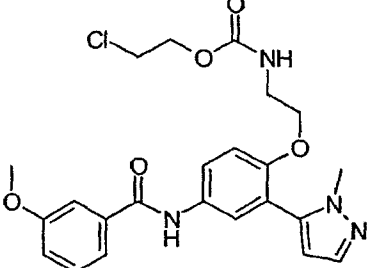
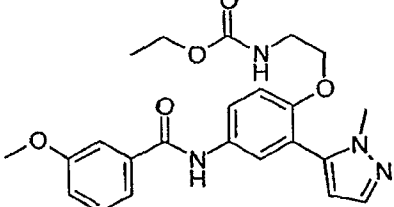
Cmpd No.	Chemical Structure	Chemical Name
305		N-[4-(2-Amino-ethoxy)-3-(4-chloro-2-methyl-2H-pyrazol-3-yl)-phenyl]-2-methylsulfanylnicotinamide
306		Octahydro-isoquinoline-2-carboxylic acid [4-(2-amino-ethoxy)-3-(2-methyl-2H-pyrazol-3-yl)-phenyl]-amide
307		2,5-Dichloro-thiophene-3-carboxylic acid [4-((S)-2-amino-propoxy)-3-(2-methyl-2H-pyrazol-3-yl)-phenyl]-amide
308		N-[4-(2-Amino-2-methyl-propoxy)-3-(2-methyl-2H-pyrazol-3-yl)-phenyl]-3-trifluoromethylbenzamide
309		4-Fluoro-5-methyl-1H-pyrazole-3-carboxylic acid [4-(2-amino-ethoxy)-3-(2-methyl-2H-pyrazol-3-yl)-phenyl]-amide
310		1H-Benzotriazole-5-carboxylic acid [4-(2-amino-ethoxy)-3-(4-chloro-2-methyl-2H-pyrazol-3-yl)-phenyl]-amide
311		6-Acetylamino-N-[4-(2-amino-ethoxy)-3-(2-methyl-2H-pyrazol-3-yl)-phenyl]-nicotinamide

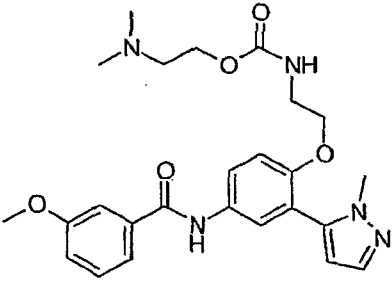
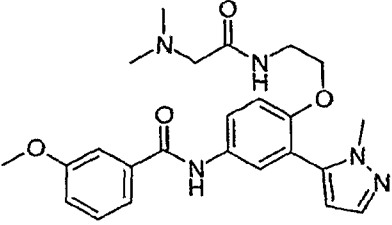
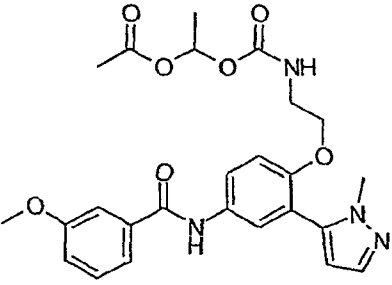
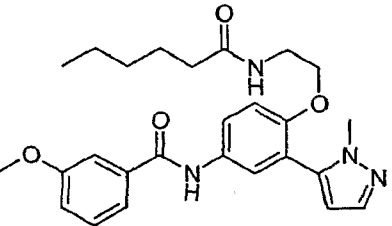
Cmpd No.	Chemical Structure	Chemical Name
312		N-[4-(2-Amino-ethoxy)-3-(2-methyl-2H-pyrazol-3-yl)-phenyl]-3-fluoro-4-trifluoromethyl-benzamide
313		N-[4-(2-Amino-ethoxy)-3-(4-chloro-2-methyl-2H-pyrazol-3-yl)-phenyl]-3,4-difluorobenzamide
314		N-[4-(2-Amino-ethoxy)-3-(2-methyl-2H-pyrazol-3-yl)-phenyl]-2-chloro-6-fluorobenzamide
315		Thiophene-2-carboxylic acid [4-(2-amino-ethoxy)-3-(4-chloro-2-methyl-2H-pyrazol-3-yl)-phenyl]-amide
316		N-[4-(2-Amino-ethoxy)-3-(4-chloro-2-methyl-2H-pyrazol-3-yl)-phenyl]-4-(1,1-dioxo-1λ ⁶ -thiomorpholin-4-ylmethyl)-benzamide
317		Benzo[c]isoxazole-3-carboxylic acid [4-(2-amino-ethoxy)-3-(4-chloro-2-methyl-2H-pyrazol-3-yl)-phenyl]-amide
318		5-Butyl-4-fluoro-1H-pyrazole-3-carboxylic acid [4-(2-amino-ethoxy)-3-(2-methyl-2H-pyrazol-3-yl)-phenyl]-amide

Cmpd No.	Chemical Structure	Chemical Name
319		N-[4-(2-Amino-ethoxy)-3-(4-chloro-2-methyl-2H-pyrazol-3-yl)-phenyl]-3,5-difluorobenzamide
320		N-[4-(2-Amino-2-methyl-propoxy)-3-(2-methyl-2H-pyrazol-3-yl)-phenyl]-3-trifluoromethoxybenzamide
321		N-[4-(2-Amino-ethoxy)-3-(2-methyl-2H-pyrazol-3-yl)-phenyl]-4-methoxy-3,5-dimethylbenzamide
322		N-[4-(2-Amino-ethoxy)-3-(2-methyl-2H-pyrazol-3-yl)-phenyl]-3-methoxybenzamide
323		N-[4-(2-Amino-2-methyl-propoxy)-3-(4-bromo-2-methyl-2H-pyrazol-3-yl)-phenyl]-2-methoxybenzamide
324		3-Chloro-benzo[b]thiophene-2-carboxylic acid [4-(2-amino-ethoxy)-3-(2-methyl-2H-pyrazol-3-yl)-phenyl]-amide
325		8-Methoxy-1,2,3,4-tetrahydro-naphthalene-2-carboxylic acid [4-(2-amino-ethoxy)-3-(2-methyl-2H-pyrazol-3-yl)-phenyl]-amide

Cmpd No.	Chemical Structure	Chemical Name
326		4-Chloro-2,3-dihydro-indole-1-carboxylic acid [4-(2-amino-ethoxy)-3-(2-methyl-2H-pyrazol-3-yl)-phenyl]-amide
327		5-Methyl-isoxazole-3-carboxylic acid [4-((S)-2-amino-3,3-dimethyl-butoxy)-3-(4-chloro-2-methyl-2H-pyrazol-3-yl)-phenyl]-amide
328		Cyclopropanecarboxylic acid [4-(2-amino-ethoxy)-3-(4-chloro-2-methyl-2H-pyrazol-3-yl)-phenyl]-amide
329		5,6-Dihydro-4H-pyrimidine-1-carboxylic acid [4-(2-amino-ethoxy)-3-(4-bromo-2-methyl-2H-pyrazol-3-yl)-phenyl]-amide
330		2,5-Dimethyl-2H-pyrazole-3-carboxylic acid [4-(2-amino-ethoxy)-3-(2-methyl-2H-pyrazol-3-yl)-phenyl]-amide
331		4-Acetyl-N-[4-(2-amino-ethoxy)-3-(2-methyl-2H-pyrazol-3-yl)-phenyl]-benzamide
332		4,4-Difluoro-cyclohexanecarboxylic acid [4-(2-amino-ethoxy)-3-(4-chloro-2-methyl-2H-pyrazol-3-yl)-phenyl]-amide

Cmpd No.	Chemical Structure	Chemical Name
333		3-Chloro-6-fluoro-benzo[b]thiophene-2-carboxylic acid [4-(2-amino-ethoxy)-3-(2-methyl-2H-pyrazol-3-yl)-phenyl]-amide
334		3-Chloro-thiophene-2-carboxylic acid [4-(2-amino-ethoxy)-3-(4-chloro-2-methyl-2H-pyrazol-3-yl)-phenyl]-amide
335		N-[4-(2-Amino-2-methyl-propoxy)-3-(4-bromo-2-methyl-2H-pyrazol-3-yl)-phenyl]-3-methoxy-benzamide
336		5-Methyl-isoxazole-3-carboxylic acid [4-((S)-2-amino-2-cyclohexylethoxy)-3-(4-chloro-2-methyl-2H-pyrazol-3-yl)-phenyl]-amide
337		N-[4-(2-Amino-ethoxy)-3-(2-methyl-2H-pyrazol-3-yl)-phenyl]-3-chloro-isonicotinamide
338		N-[4-(2-Amino-4,4,4-trifluoro-butoxy)-3-(4-chloro-2-methyl-2H-pyrazol-3-yl)-phenyl]-2-fluoro-4-methoxy-benzamide

Cmpd No.	Chemical Structure	Chemical Name
339		{2-[4-(3-Methoxybenzoylamino)-2-(2-methyl-2H-pyrazol-3-yl)-phenoxy]-ethyl}-carbamic acid 4-nitrophenyl ester
340		N-[4-[2-((S)-2-Acetylamino-4-methylsulfanylbutyrylamino)-ethoxy]-3-(2-methyl-2H-pyrazol-3-yl)-phenyl]-3-methoxy-benzamide
341		{2-[4-(3-Methoxybenzoylamino)-2-(2-methyl-2H-pyrazol-3-yl)-phenoxy]-ethyl}-carbamic acid 2-chloroethyl ester
342		{2-[4-(3-Methoxybenzoylamino)-2-(2-methyl-2H-pyrazol-3-yl)-phenoxy]-ethyl}-carbamic acid ethyl ester

Cmpd No.	Chemical Structure	Chemical Name
343		{2-[4-(3-Methoxybenzoylamino)-2-(2-methyl-2H-pyrazol-3-yl)-phenoxy]-ethyl}-carbamic acid 2-dimethylamino-ethyl ester
344		N-[4-[2-(2-Dimethylamino-acetylamino)-ethoxy]-3-(2-methyl-2H-pyrazol-3-yl)-phenyl]-3-methoxybenzamide
345		Acetic acid 1-{2-[(3-methoxybenzoylamino)-2-(2-methyl-2H-pyrazol-3-yl)-phenoxy]-ethylcarbamoxyloxy}-ethyl ester
346		N-[4-(2-Hexanoylamino-ethoxy)-3-(2-methyl-2H-pyrazol-3-yl)-phenyl]-3-methoxybenzamide

Additionally, individual compounds and chemical genera of the present invention, such as Formula (Ia) and related Formulae therefrom, encompass all pharmaceutically acceptable salts, solvates, and particularly hydrates, thereof.

5 It is understood that the present invention embraces each diastereomer, each enantiomer and mixtures thereof of each compound and generic Formulae disclosed herein just as if they were each individually disclosed with the specific stereochemical designation for each chiral atom, for example carbon. Separation of the individual isomers (such as, chiral HPLC, recrystallization of diastereomeric mixture, and the like) or selective synthesis (such as, 10 enantiomeric selective synthesis, and the like) of the individual isomers is accomplished by application of various methods which are well known to practitioners in the art.

The compounds of the Formula (Ia) of the present invention can be prepared according to the general synthetic schemes in Figures 1 through 8 as well as relevant published literature procedures that are used by one skilled in the art. Exemplary reagents and procedures for these reactions appear hereinafter in the working Examples. Protection and deprotection may be carried out by procedures generally known in the art (see, for example, Greene, T. W. and Wuts, P. G. M., *Protecting Groups in Organic Synthesis*, 3rd Edition, 1999 [Wiley]; incorporated herein by reference in its entirety).

INDICATIONS AND METHODS OF TREATMENT

In addition to the foregoing beneficial uses for the modulators of 5-HT_{2A} receptor activity disclosed herein, the compounds disclosed herein are believed to be useful in the treatment of several additional diseases and disorders, and in the amelioration of symptoms thereof. Without limitation, these include the following:

1. Antiplatelet Therapies (Conditions related to platelet aggregation):

Antiplatelet agents (antiplatelets) are prescribed for a variety of conditions. For example, in coronary artery disease they are used to help prevent myocardial infarction or stroke in patients who are at risk of developing obstructive blood clots (e.g., coronary thrombosis).

In a myocardial infarction (heart attack), the heart muscle does not receive enough oxygen-rich blood as a result of a blockage in the coronary blood vessels. If taken while an attack is in progress or immediately afterward (preferably within 30 minutes), antiplatelets can reduce the damage to the heart.

A transient ischemic attack ("TIA" or "mini-stroke") is a brief interruption of oxygen flow to the brain due to decreased blood flow through arteries, usually due to an obstructing blood clot. Antiplatelet drugs have been found to be effective in preventing TIAs.

Angina is a temporary and often recurring chest pain, pressure or discomfort caused by inadequate oxygen-rich blood flow (ischemia) to some parts of the heart. In patients with angina, antiplatelet therapy can reduce the effects of angina and the risk of myocardial infarction.

Stroke is an event in which the brain does not receive enough oxygen-rich blood, usually due to blockage of a cerebral blood vessel by a blood clot. In high-risk patients, taking antiplatelets regularly has been found to prevent the formation of blood clots that cause first or second strokes.

Angioplasty is a catheter based technique used to open arteries obstructed by a blood clot. Whether or not stenting is performed immediately after this procedure to keep the artery open, antiplatelets can reduce the risk of forming additional blood clots following the procedure(s).

Coronary bypass surgery is a surgical procedure in which an artery or vein is taken from elsewhere in the body and grafted to a blocked coronary artery, rerouting blood around the blockage and through the newly attached vessel. After the procedure, antiplatelets can reduce the risk of secondary blood clots.

Atrial fibrillation is the most common type of sustained irregular heart rhythm (arrhythmia). Atrial fibrillation affects about two million Americans every year. In atrial fibrillation, the atria (the heart's upper chambers) rapidly fire electrical signals that cause them to quiver rather than contract normally. The result is an abnormally fast and highly irregular heartbeat. When given after an episode of atrial fibrillation, antiplatelets can reduce the risk of blood clots forming in the heart and traveling to the brain (embolism).

5-HT_{2A} receptors are expressed on smooth muscle of blood vessels and 5-HT secreted by activated platelets causes vasoconstriction as well as activation of additional platelets during clotting. There is evidence that a 5-HT_{2A} inverse agonist will inhibit platelet aggregation and thus be a potential treatment as an antiplatelet therapy (see Satimura, K, et al., Clin Cardiol 2002 Jan. 25 (1):28-32; and Wilson, H.C et al., Thromb Haemost 1991 Sep 2;66(3):355-60).

5-HT_{2A} inverse agonists can be used to treat, for example, claudication or peripheral artery disease as well as cardiovascular complications (see Br. Med. J. 298: 424 – 430, 1989), Arterial thrombosis (see, Pawlak, D. et al. Thrombosis Research 90: 259 – 270, 1998), atherosclerosis (see, Hayashi, T. et al. Atherosclerosis 168: 23 – 31, 2003), vasoconstriction, caused by serotonin (see, Fujiwara, T. and Chiba, S. Journal of Cardiovascular Pharmacology 26: 503 – 510, 1995), restenosis of arteries following angioplasty or stent placement (see, Fujita, M. et al. Am Heart J. 145:e16 2003). It can also be used alone or in combination with thrombolytic therapy, for example, tPA (see, Yamashita, T. et al. Haemostasis 30:321 – 332, 2000), to provide cardioprotection following MI or postischemic myocardial dysfunction (see, Muto, T. et al. Mol. Cell. Biochem. 272: 119-132, 2005) or protection from ischemic injury during percutaneous coronary intervention (see, Horibe, E. Circulation Research 68: 68 – 72, 2004), and the like, including complications resulting therefrom.

5-HT_{2A} inverse antagonists can increase circulating adiponectin in patients, suggesting that they would also be useful in protecting patients against indications that are linked to adiponectin, for example, myocardial ischemia reperfusion injury and atherosclerosis (see Nomura, Shosaku, et al. Blood Coagulation and Fibrinolysis 2005, 16, 423-428).

The 5-HT_{2A} inverse agonists disclosed herein provide beneficial improvement in microcirculation to patients in need of antiplatelet therapy by antagonizing the vasoconstrictive products of the aggregating platelets in, for example and not limited to the indications described above. Accordingly, in some embodiments, the present invention provides methods for reducing platelet aggregation in a patient in need thereof comprising administering to the patient a composition comprising a 5-HT_{2A} inverse agonist disclosed herein. In further embodiments, the present invention provides methods for treating coronary artery disease, myocardial infarction, transient ischemic attack, angina, stroke, atrial fibrillation, or a symptom of any of the foregoing in a patient in need of the treatment, comprising administering to the patient a composition comprising a 5-HT_{2A} inverse agonist disclosed herein.

In further embodiments, the present invention provides methods for reducing risk of blood clot formation in an angioplasty or coronary bypass surgery patient, or a patient suffering from atrial fibrillation, comprising administering to the patient a composition comprising a 5-HT_{2A} inverse agonist disclosed herein at a time where such risk exists.

One aspect of the present invention provides a therapeutic agent for treating indications associated with the pathophysiology of platelet aggregation used in combination with compounds of the present invention as disclosed herein. Accordingly, compounds of the present invention can be used alone or in combination with other therapeutic agent(s), such as, thromboxane A₂ blocker (aspirin and the like), and ADP-mediated platelet aggregation inhibitor (ticlopidine, clopidogrel, and the like) either administered together or separately.

2. Asthma

5-HT (5-hydroxytryptamine) has been linked to the pathophysiology of acute asthma (see Cazzola, M. and Matera, M.G., TIPS, 2000, 21, 13; and De Bie, J.J. et al., British J. Pharm., 1998, 124, 857-864). The compounds of the present invention disclosed herein are useful in the treatment of asthma, and the treatment of the symptoms thereof. Accordingly, in some embodiments, the present invention provides methods for treating asthma in a patient in need of the treatment, comprising administering to the patient a composition comprising a 5-HT_{2A} inverse agonist disclosed herein. In further embodiments, methods are provided for treating a symptom of asthma in a patient in need of the treatment, comprising administering to the patient a composition comprising a 5-HT_{2A} inverse agonist disclosed herein.

3. Agitation

Agitation is a well-recognized behavioral syndrome with a range of symptoms, including hostility, extreme excitement, poor impulse control, tension and uncooperativeness (See Cohen-Mansfield J, and Billig, N., (1986), Agitated Behaviors in the Elderly. I. A Conceptual Review. *J Am Geriatr Soc* 34(10): 711-721).

Agitation is a common occurrence in the elderly and often associated with dementia such as those caused by Alzheimer's disease, Lewy body, Parkinson's, and Huntington's, which are degenerative diseases of the nervous system and by diseases that affect blood vessels, such as stroke, or multi-infarct dementia, which is caused by multiple strokes in the brain can also induce dementia. Alzheimer's disease accounts for approximately 50 to 70% of all dementias (See Koss E, et al., (1997), Assessing patterns of agitation in Alzheimer's disease patients with the Cohen-Mansfield Agitation Inventory. The Alzheimer's Disease Cooperative Study. *Alzheimer Dis Assoc Disord* 11(suppl 2):S45-S50).

An estimated five percent of people aged 65 and older and up to 20 percent of those aged 80 and older are affected by dementia; of these sufferers, nearly half exhibit behavioral disturbances, such as agitation, wandering and violent outbursts.

Agitated behaviors can also be manifested in cognitively intact elderly people and by those with psychiatric disorders other than dementia.

Agitation is often treated with antipsychotic medications such as haloperidol in nursing home and other assisted care settings. There is emerging evidence that agents acting at the 5-HT_{2A} receptors in the brain have the effects of reducing agitation in patients, including Alzheimer's dementia (See Katz, I.R., et al., *J Clin Psychiatry* 1999 Feb., 60(2):107-115; and Street, J.S., et al., *Arch Gen Psychiatry* 2000 Oct., 57(10):968-976).

The compounds of the invention disclosed herein are useful for treating agitation and symptoms thereof. Thus, in some embodiments, the present invention provides methods for treating agitation in a patient in need of such treatment comprising administering to the patient a composition comprising a 5-HT_{2A} inverse agonist disclosed herein. In some embodiments, the agitation is due to a psychiatric disorder other than dementia. In some embodiments, the present invention provides methods for treatment of agitation or a symptom thereof in a patient suffering from dementia comprising administering to the patient a composition comprising a 5-HT_{2A} inverse agonist disclosed herein. In some embodiments of such methods, the dementia is due to a degenerative disease of the nervous system, for example and without limitation, Alzheimers disease, Lewy body, Parkinson's disease, and Huntington's disease, or dementia due to diseases that affect blood vessels, including, without limitation, stroke and multi-infarct dementia. In some embodiments, methods are provided for treating agitation or a symptom thereof in a patient in need of such treatment, where the patient is a cognitively intact elderly patient, comprising administering to the patient a composition comprising a 5-HT_{2A} inverse agonist disclosed herein.

4. Add-On therapy to haloperidol in the treatment of schizophrenia and other disorders:

Schizophrenia is a psychopathic disorder of unknown origin, which usually appears for the first time in early adulthood and is marked by a number of characteristics, psychotic symptoms, progression, phasic development and deterioration in social behavior and professional capability in the region below the highest level ever attained. Characteristic psychotic symptoms are disorders of thought content (multiple, fragmentary, incoherent, implausible or simply delusional contents or ideas of persecution) and of mentality (loss of association, flight of imagination, incoherence up to incomprehensibility), as well as disorders of perceptibility (hallucinations), of emotions (superficial or inadequate emotions), of self-perception, of intentions and impulses, of interhuman relationships, and finally psychomotoric disorders (such as catatonia). Other symptoms are also associated with this disorder. (See, American Statistical and Diagnostic Handbook).

Haloperidol (Haldol) is a potent dopamine D₂ receptor antagonist. It is widely prescribed for acute schizophrenic symptoms, and is very effective for the positive symptoms of schizophrenia. In accordance with some methods of the invention, adding a 5-HT_{2A} inverse agonist concomitantly with Haldol will provide benefits including the ability to use a lower dose of Haldol

without losing its effects on positive symptoms, while reducing or eliminating its inductive effects on negative symptoms, and prolonging relapse to the patient's next schizophrenic event.

5. Sleep disorders

It is reported in the National Sleep Foundation's 2002 Sleep In America Poll, more than one-half of the adults surveyed (58%) report having experienced one or more symptoms of insomnia at least a few nights a week in the past year. Additionally, about three in ten (35%) say they have experienced insomnia-like symptoms every night or almost every night.

The normal sleep cycle and sleep architecture can be disrupted by a variety of organic causes as well as environmental influences. According to the International Classification of Sleep Disorders, there are over 80 recognized sleep disorders. Of these, compounds of the present invention are effective, for example, in any one or more of the following sleep disorders (ICSD – International Classification of Sleep Disorders: Diagnostic and Coding Manual. *Diagnostic Classification Steering Committee*, American Sleep Disorders Association, 1990):

A. DYSSOMNIAS

15 a. Intrinsic Sleep Disorders:

Psychophysiological insomnia, Sleep state misperception, Idiopathic insomnia, Obstructive sleep apnea syndrome, Central sleep apnea syndrome, Central alveolar hypoventilation syndrome, Periodic limb movement disorder, Restless leg syndrome and Intrinsic sleep disorder NOS.

b. Extrinsic Sleep Disorders:

Inadequate sleep hygiene, Environmental sleep disorder, Altitude insomnia, Adjustment sleep disorder, Insufficient sleep syndrome, Limit-setting sleep disorder, SleepOnset association disorder, Nocturnal eating (drinking) syndrome, Hypnotic dependent sleep disorder, Stimulant-dependent sleep disorder, Alcohol-dependent sleep disorder, Toxin-induced sleep disorder and Extrinsic sleep disorder NOS.

25 c. Circadian Rhythm Sleep Disorders:

Time zone change (jet lag) syndrome, Shift work sleep disorder, Irregular sleep-wake pattern, Delayed sleep phase syndrome, Advanced sleep phase syndrome, Non-24-hour sleep-wake disorder and Circadian rhythm sleep disorder NOS.

B. PARASOMNIAS

30 a. Arousal Disorders:

Confusional arousals, Sleepwalking and Sleep terrors.

b. Sleep-Wake Transition Disorders:

Rhythmic movement disorder, Sleep starts, Sleep talking and Nocturnal leg cramps.

C. SLEEP DISORDERS ASSOCIATED WITH MEDICAL/PSYCHIATRIC DISORDERS

35

a. Associated with Mental Disorders:

Psychoses, Mood disorders, Anxiety disorders, Panic disorders and Alcoholism.

b. Associated with Neurological Disorders:

Cerebral degenerative disorders, Dementia, Parkinsonism, Fatal familial insomnia, Sleep-related epilepsy, Electrical status epilepticus of sleep and Sleep-related headaches.

c. Associated with Other Medical Disorders:

5 Sleeping sickness, Nocturnal cardiac ischemia, Chronic obstructive pulmonary disease, Sleep-related asthma, Sleep-related gastroesophageal reflux, Peptic ulcer disease, Fibrositis syndrome, Osteoarthritis, Rheumatoid arthritis, Fibromyalgia and Post-surgical.

The effects of sleep deprivation are more than excessive daytime sleepiness. Chronic insomniacs report elevated levels of stress, anxiety, depression and medical illnesses (National
10 Institutes of Health, National Heart, Lung, and Blood Institute, *Insomnia Facts Sheet*, Oct. 1995). Preliminary evidence suggests that having a sleep disorder that causes significant loss of sleep may contribute to increased susceptibility to infections due to immunosuppression, cardiovascular complications such as hypertension, cardiac arrhythmias, stroke, and myocardial infarction, compromised glucose tolerance, increased obesity and metabolic syndrome. Compounds of the
15 present invention are useful to prevent or alleviate these complications by improving sleep quality.

The most common class of medications for the majority of sleep disorders are the benzodiazepines, but the adverse effect profile of benzodiazepines include daytime sedation, diminished motor coordination, and cognitive impairments. Furthermore, the National Institutes of Health Consensus conference on Sleeping Pills and Insomnia in 1984 have developed guidelines
20 discouraging the use of such sedative-hypnotics beyond 4-6 weeks because of concerns raised over drug misuse, dependency, withdrawal and rebound insomnia. Therefore, it is desirable to have a pharmacological agent for the treatment of insomnia, which is more effective and/or has fewer side effects than those currently used. In addition, benzodiazepines are used to induce sleep, but have little to no effect on the maintenance of sleep, sleep consolidation or slow wave sleep. Therefore,
25 sleep maintenance disorders are not currently well treated.

Clinical studies with agents of a similar mechanism of action as are compounds of the present invention have demonstrated significant improvements on objective and subjective sleep parameters in normal, healthy volunteers as well as patients with sleep disorders and mood disorders [Sharpley AL, et al. Slow Wave Sleep in Humans: Role of 5-HT_{2A} and 5HT_{2C}
30 Receptors. *Neuropharmacology*, 1994, Vol. 33(3/4):467-71; Winokur A, et al. Acute Effects of Mirtazapine on Sleep Continuity and Sleep Architecture in Depressed Patients: A Pilot Study. *Soc of Biol Psych*, 2000, Vol. 48:75-78; and Landolt HP, et al. Serotonin-2 Receptors and Human Sleep: Effect of Selective Antagonist on EEG Power Spectra. *Neuropsychopharmacology*, 1999, Vol. 21(3):455-66].

35 Some sleep disorders are sometimes found in conjunction with other conditions and accordingly those conditions are treatable by compounds of Formula (Ia). For example, but not limited to, patients suffering from mood disorders typically suffer from a sleep disorder that can be

treatable by compounds of Formula (Ia). Having one pharmacological agent which treats two or more existing or potential conditions, as does the present invention, is more cost effective, leads to better compliance and has fewer side effects than taking two or more agents.

It is an object of the present invention to provide a therapeutic agent for the use in treating Sleep Disorders. It is another object of the present invention to provide one pharmaceutical agent, which may be useful in treating two or more conditions wherein one of the conditions is a sleep disorder. Compounds of the present invention described herein may be used alone or in combination with a mild sleep inducer, such as, a sedating antihistamine (diphenhydramine, chlorpheniramine, brompheniramine and the like), GABA-A receptor modulators (Ambien, Sonata, Indiplon, Gaboxadol, and the like), melatonin agonists (ML1 receptor agonist, such as Ramelteon and the like), sedating antidepressants (such as a tricyclic antidepressant, doxepine and the like), and benzodiazepines (diazepam and the like) and either administered together or separately.

Sleep Architecture:

Sleep comprises two physiological states: Non rapid eye movement (NREM) and rapid eye movement (REM) sleep. NREM sleep consists of four stages, each of which is characterized by progressively slower brain wave patterns, with the slower patterns indicating deeper sleep. So called delta sleep, stages 3 and 4 of NREM sleep, is the deepest and most refreshing type of sleep. Many patients with sleep disorders are unable to adequately achieve the restorative sleep of stages 3 and 4. In clinical terms, patients' sleep patterns are described as fragmented, meaning the patient spends a lot of time alternating between stages 1 and 2 (semi-wakefulness) and being awake and very little time in deep sleep. As used herein, the term "fragmented sleep architecture" means an individual, such as a sleep disorder patient, spends the majority of their sleep time in NREM sleep stages 1 and 2, lighter periods of sleep from which the individual can be easily aroused to a waking state by limited external stimuli. As a result, the individual cycles through frequent bouts of light sleep interrupted by frequent awakenings throughout the sleep period. Many sleep disorders are characterized by a fragmented sleep architecture. For example, many elderly patients with sleep complaints have difficulty achieving long bouts of deep refreshing sleep (NREM stages 3 and 4) and instead spend the majority of their sleep time in NREM sleep stages 1 and 2.

In contrast to fragmented sleep architecture, as used herein the term "sleep consolidation" means a state in which the number of NREM sleep bouts, particularly Stages 3 and 4, and the length of those sleep bouts are increased, while the number and length of waking bouts are decreased. In essence, the architecture of the sleep disorder patient is consolidated to a sleeping state with increased periods of sleep and fewer awakenings during the night and more time is spent in slow wave sleep (Stages 3 and 4) with fewer oscillation Stage 1 and 2 sleep. Compounds of the present invention can be effective in consolidating sleep patterns so that the patient with previously

fragmented sleep can now achieve restorative, delta-wave sleep for longer, more consistent periods of time.

As sleep moves from stage 1 into later stages, heart rate and blood pressure drop, metabolic rate and glucose consumption fall, and muscles relax. In normal sleep architecture, NREM sleep makes up about 75% of total sleep time; stage 1 accounting for 5-10% of total sleep time, stage 2 for about 45-50%, stage 3 approximately 12%, and stage 4 13-15%. About 90 minutes after sleep onset, NREM sleep gives way to the first REM sleep episode of the night. REM makes up approximately 25% of total sleep time. In contrast to NREM sleep, REM sleep is characterized by high pulse, respiration, and blood pressure, as well as other physiological patterns similar to those seen in the active waking stage. Hence, REM sleep is also known as "paradoxical sleep." Sleep onset occurs during NREM sleep and takes 10-20 minutes in healthy young adults. The four stages of NREM sleep together with a REM phase form one complete sleep cycle that is repeated throughout the duration of sleep, usually four or five times. The cyclical nature of sleep is regular and reliable; a REM period occurs about every 90 minutes during the night. However, the first REM period tends to be the shortest, often lasting less than 10 minutes, whereas the later REM periods may last up to 40 minutes. With aging, the time between retiring and sleep onset increases and the total amount of night-time sleep decreases because of changes in sleep architecture that impair sleep maintenance as well as sleep quality. Both NREM (particularly stages 3 and 4) and REM sleep are reduced. However, stage 1 NREM sleep, which is the lightest sleep, increases with age.

As used herein, the term "delta power" means a measure of the duration of EEG activity in the 0.5 to 3.5 Hz range during NREM sleep and is thought to be a measure of deeper, more refreshing sleep. Delta power is hypothesized to be a measure of a theoretical process called Process S and is thought to be inversely related to the amount of sleep an individual experiences during a given sleep period. Sleep is controlled by homeostatic mechanisms; therefore, the less one sleeps the greater the drive to sleep. It is believed that Process S builds throughout the wake period and is discharged most efficiently during delta power sleep. Delta power is a measure of the magnitude of Process S prior to the sleep period. The longer one stays awake, the greater Process S or drive to sleep and thus the greater the delta power during NREM sleep. However, individuals with sleep disorders have difficulty achieving and maintaining delta wave sleep, and thus have a large build-up of Process S with limited ability to discharge this buildup during sleep. 5-HT_{2A} agonists tested preclinically and clinically mimic the effect of sleep deprivation on delta power, suggesting that subjects with sleep disorders treated with a 5-HT_{2A} inverse agonist or antagonist will be able to achieve deeper more refreshing sleep. These same effects have not been observed with currently marketed pharmacotherapies. In addition, currently marketed pharmacotherapies for sleep have side effects such as hangover effects or addiction

that are associated with the GABA receptor. 5-HT_{2A} inverse agonists do not target the GABA receptor and so these side effects are not a concern.

Subjective and objective determinations of sleep disorders:

There are a number of ways to determine whether the onset, duration or quality of sleep (e.g. non-restorative or restorative sleep) is impaired or improved. One method is a subjective determination of the patient, e.g., do they feel drowsy or rested upon waking. Other methods involve the observation of the patient by another during sleep, e.g., how long it takes the patient to fall asleep, how many times does the patient wake up during the night, how restless is the patient during sleep, etc. Another method is to objectively measure the stages of sleep using polysomnography.

Polysomnography is the monitoring of multiple electrophysiological parameters during sleep and generally includes measurement of EEG activity, electroculographic activity and electromyographic activity, as well as other measurements. These results, along with observations, can measure not only sleep latency (the amount of time required to fall asleep), but also sleep continuity (overall balance of sleep and wakefulness) and sleep consolidation (percent of sleeping time spent in delta-wave or restorative sleep) which may be an indication of the quality of sleep.

There are five distinct sleep stages, which can be measured by polysomnography: rapid eye movement (REM) sleep and four stages of non-rapid eye movement (NREM) sleep (stages 1, 2, 3 and 4). Stage 1 NREM sleep is a transition from wakefulness to sleep and occupies about 5% of time spent asleep in healthy adults. Stage 2 NREM sleep, which is characterized by specific EEG waveforms (sleep spindles and K complexes), occupies about 50% of time spent asleep. Stages 3 and 4 NREM sleep (also known collectively as slow-wave sleep and delta-wave sleep) are the deepest levels of sleep and occupy about 10-20% of sleep time. REM sleep, during which the majority of vivid dreams occur, occupies about 20-25% of total sleep.

These sleep stages have a characteristic temporal organization across the night. NREM stages 3 and 4 tend to occur in the first one-third to one-half of the night and increase in duration in response to sleep deprivation. REM sleep occurs cyclically through the night. Alternating with NREM sleep about every 80-100 minutes. REM sleep periods increase in duration toward the morning. Human sleep also varies characteristically across the life span. After relative stability with large amounts of slow-wave sleep in childhood and early adolescence, sleep continuity and depth deteriorate across the adult age range. This deterioration is reflected by increased wakefulness and stage 1 sleep and decreased stages 3 and 4 sleep.

In addition, the compounds of the invention can be useful for the treatment of the sleep disorders characterized by excessive daytime sleepiness such as narcolepsy. Inverse agonists at the serotonin 5-HT_{2A} receptor improve the quality of sleep at nighttime which can decrease excessive daytime sleepiness.

Accordingly, another aspect of the present invention relates to the therapeutic use of compounds of the present invention for the treatment of Sleep Disorders. Compounds of the present invention are potent inverse agonists at the serotonin 5-HT_{2A} receptor and can be effective in the treatment of Sleep Disorders by promoting one or more of the following: reducing the sleep onset latency period (measure of sleep induction), reducing the number of nighttime awakenings, and prolonging the amount of time in delta-wave sleep (measure of sleep quality enhancement and sleep consolidation) without effecting REM sleep. In addition, compounds of the present invention can be effective either as a monotherapy or in combination with sleep inducing agents, for example but not limited to, antihistamines.

6. Diabetic-Related Pathologies:

Although hyperglycemia is the major cause for the pathogenesis of diabetic complications such as diabetic peripheral neuropathy (DPN), diabetic nephropathy (DN) and diabetic retinopathy (DR), increased plasma serotonin concentration in diabetic patients has also been implicated to play a role in disease progression (Pietraszek, M.H., et al. *Thrombosis Res.* 1992, 66(6), 765-74; and Andrzejewska-Buczko J, et al., *Klin Oczna.* 1996; 98(2), 101-4). Serotonin is believed to play a role in vasospasm and increased platelet aggregability. Improving microvascular blood flow is able to benefit diabetic complications.

A recent study by Cameron and Cotter in *Naunyn Schmiedebergs Arch Pharmacol.* 2003 Jun; 367(6):607-14, used a 5-HT_{2A} antagonist experimental drug AT-1015, and other non-specific 5-HT_{2A} antagonists including ritanserin and sarpogrelate. These studies found that all three drugs were able to produce a marked correction (82.6-99.7%) of a 19.8% sciatic motor conduction deficit in diabetic rats. Similarly, 44.7% and 14.9% reductions in sciatic endoneurial blood flow and saphenous sensory conduction velocity were completely reversed.

In a separate patient study, sarpogrelate was evaluated for the prevention of the development or progression of diabetic nephropathy (Takahashi, T., et al., *Diabetes Res Clin Pract.* 2002 Nov; 58(2):123-9). In the trial of 24 months of treatment, sarpogrelate significantly reduced urinary albumin excretion level.

7. Glaucoma

Topical ocular administration of 5-HT₂ receptor antagonists result in a decrease in intra ocular pressure (IOP) in monkeys (Chang et al., *J. Ocul Pharmacol* 1:137-147 (1985)) and humans (Mastropasqua et al., *Acta Ophthalmol Scand Suppl* 224:24-25 (1997)) indicating utility for similar compounds such as 5-HT_{2A} inverse agonists in the treatment of ocular hypertension associated with glaucoma. The 5-HT₂ receptor antagonist ketanserin (Mastropasqua supra) and sarpogrelate (Takenaka et al., *Investig Ophthalmol Vis Sci* 36:S734 (1995)) have been shown to significantly lower IOP in glaucoma patients.

8. Progressive Multifocal Leukoencephalopathy

Progressive multifocal leukoencephalopathy (PML) is a lethal demyelinating disease caused by an opportunistic viral infection of oligodendrocytes in immunocompromised patients. The causative agent is JC virus, a ubiquitous papovavirus that infects the majority of the population before adulthood and establishes a latent infection in the kidney. In immunocompromised hosts, the virus can reactivate and productively infect oligodendrocytes. This previously rare condition, until 1984 reported primarily in persons with underlying lymphoproliferative disorders, is now more common because it occurs in 4% of patients with AIDS. Patients usually present with relentlessly progressive focal neurologic defects, such as hemiparesis or visual field deficits, or with alterations in mental status. On brain MRI, one or more white matter lesions are present; they are hyperintense on T2-weighted images and hypointense on T1-weighted images. There is no mass effect, and contrast enhancement is rare. Diagnosis can be confirmed by brain biopsy, with demonstration of virus by *in situ* hybridization or immunocytochemistry. Polymerase chain reaction amplification of JC virus sequences from the CSF can confirm diagnosis without the need for biopsy [see, e.g., Antinori et al., *Neurology* (1997) 48:687-694; Berger and Major, *Seminars in Neurology* (1999) 19:193-200; and Portegies, et al., *Eur. J. Neurol.* (2004) 11:297-304]. Currently, there is no effective therapy. Survival after diagnosis is about 3 to 5 months in AIDS patients.

JC virus enters cells by receptor-mediated clathrin-dependent endocytosis. Binding of JC virus to human glial cells (e.g., oligodendrocytes) induces an intracellular signal that is critical for entry and infection by a ligand-inducible clathrin-dependent mechanism [Querbes et al., *J Virology* (2004) 78:250-256]. Recently, 5-HT_{2A} was shown to be the receptor on human glial cells mediating infectious entry of JC virus by clathrin-dependent endocytosis [Elphick et al., *Science* (2004) 306:1380-1383]. 5-HT_{2A} antagonists, including ketanserin and ritanserin, inhibited JC virus infection of human glial cells. Ketanserin and ritanserin have inverse agonist activity at 5-HT_{2A}.

5-HT_{2A} antagonists including inverse agonists have been contemplated to be useful in the treatment of PML [Elphick et al., *Science* (2004) 306:1380-1383]. Prophylactic treatment of HIV-infected patients with 5-HT_{2A} antagonists is envisioned to prevent the spread of JC virus to the central nervous system and the development of PML. Aggressive therapeutic treatment of patients with PML is envisioned to reduce viral spread within the central nervous system and prevent additional episodes of demyelination.

In some embodiments, methods are provided for treating progressive multifocal leukoencephalopathy in a patient in need of such treatment, comprising administering to the patient a composition comprising a 5-HT_{2A} inverse agonist disclosed herein.

9. Hypertension

Serotonin has been observed to play an important role in the regulation of vascular tone, vasoconstriction, and pulmonary hypertension (see, Deuchar, G. et al. *Pulm. Pharmacol. Ther.*

18(1):23-31. 2005; and Marcos, E. et al. Circ. Res. 94(9):1263-70 2004). Ketanserin, a 5-HT_{2A} inverse agonist, have been demonstrated to protect against circulatory shocks, intracranial hypertension, and cerebral ischemia during heatstroke (see, Chang, C. et al. Shock 24(4): 336-340 2005); and to stabilize blood pressure in spontaneously hypertensive rats (see, Miao, C. Clin. Exp. Pharmacol. Physiol. 30(3): 189-193). Mainserin, a 5-HT_{2A} inverse agonist, has been shown to prevent DOCA-salt induced hypertension in rats (see, Silva, A. Eur. J. Pharmacol. 518(2-3): 152-7 2005).

10. Pain

5-HT_{2A} inverse agonists are also effective for the treatment of pain. Sarpogrelate has been observed to provide a significant analgesic effect both on thermal induced pain in rats after intraperitoneal administration and on inflammatory pain in rats after either intrathecal or intraperitoneal administration (see, Nishiyama, T. Eur. J. Pharmacol. 516:18-22 2005). This same 5-HT_{2A} inverse agonist in humans has been shown to be an effective treatment for lower back pain, leg pain and numbness associated with sciatica brought on by lumbar disc herniation (see, Kanayama, M. et al. J. Neurosurg: Spine 2:441-446 2005).

Representative Methods of the Invention:

One aspect of the present invention pertains to methods for modulating the activity of a 5-HT_{2A} serotonin receptor by contacting the receptor with a compound according to any of the embodiments described herein or a pharmaceutical composition.

One aspect of the present invention pertains to methods for the treatment of platelet aggregation in an individual comprising administering to the individual in need thereof a therapeutically effective amount of a compound according to any of the embodiments described herein or a pharmaceutical composition.

One aspect of the present invention pertains to methods for the treatment of an indication selected from the group consisting of coronary artery disease, myocardial infarction, transient ischemic attack, angina, stroke, and atrial fibrillation in an individual comprising administering to the individual in need thereof a therapeutically effective amount of a compound according to any of the embodiments described herein or a pharmaceutical composition.

One aspect of the present invention pertains to methods for reducing the risk of blood clot formation in an angioplasty or coronary bypass surgery individual comprising administering to the individual in need thereof a therapeutically effective amount of a compound according to any of the embodiments described herein or a pharmaceutical composition.

One aspect of the present invention pertains to methods for reducing the risk of blood clot formation in an individual suffering from atrial fibrillation, comprising administering to the individual in need thereof a therapeutically effective amount of a compound according to any of the embodiments described herein or a pharmaceutical composition.

One aspect of the present invention pertains to methods for the treatment of asthma in an individual comprising administering to the individual in need thereof a therapeutically effective amount of a compound according to any of the embodiments described herein or a pharmaceutical composition.

5 One aspect of the present invention pertains to methods for the treatment of a symptom of asthma in an individual comprising administering to the individual in need thereof a therapeutically effective amount of a compound according to any of the embodiments described herein or a pharmaceutical composition.

10 One aspect of the present invention pertains to methods for the treatment of agitation or a symptom thereof in an individual comprising administering to the individual in need thereof a therapeutically effective amount of a compound according to any of the embodiments described herein or a pharmaceutical composition. In some embodiments, the individual is a cognitively intact elderly individual.

15 One aspect of the present invention pertains to methods for the treatment of agitation or a symptom thereof in an individual suffering from dementia comprising administering to the individual in need thereof a therapeutically effective amount of a compound according to any of the embodiments described herein or a pharmaceutical composition. In some embodiments, the dementia is due to a degenerative disease of the nervous system. In some embodiments, the dementia is Alzheimer's disease, Lewy body, Parkinson's disease or Huntington's disease. In
20 some embodiments, the dementia is due to diseases that affect blood vessels. In some embodiments, the dementia is due to stroke or multi-infarct dementia.

 One aspect of the present invention pertains to methods for the treatment of an individual suffering from at least one of the indications selected from the group consisting of behavioral disorder, drug induced psychosis, excitative psychosis, Gilles de la Tourette's
25 syndrome, manic disorder, organic or NOS' psychosis, psychotic disorder, psychosis, acute schizophrenia, chronic schizophrenia and NOS schizophrenia comprising administering to the individual in need thereof a therapeutically effective amount of a dopamine D₂ receptor antagonist and a compound according to any of the embodiments described herein or a pharmaceutical composition. In some embodiments, the dopamine D₂ receptor antagonist is
30 haloperidol.

 One aspect of the present invention pertains to methods for the treatment of an individual with infantile autism, Huntington's chorea, or nausea and vomiting from chemotherapy or chemotherapeutic antibodies comprising administering to the individual in need thereof a therapeutically effective amount of a dopamine D₂ receptor antagonist and a
35 compound according to any of the embodiments described herein or a pharmaceutical composition. In some embodiments, the dopamine D₂ receptor antagonist is haloperidol.

One aspect of the present invention pertains to methods for the treatment of schizophrenia in an individual comprising administering to the individual in need thereof a therapeutically effective amount of a dopamine D₂ receptor antagonist and a compound according to any of the embodiments described herein or a pharmaceutical composition. In some embodiments, the dopamine D₂ receptor antagonist is haloperidol.

One aspect of the present invention pertains to methods for the treatment of alleviating negative symptoms of schizophrenia induced by the administration of haloperidol to an individual suffering from the schizophrenia, comprising administering to the individual in need thereof a therapeutically effective amount of a compound according to any of the embodiments described herein or a pharmaceutical composition. In some embodiments, the haloperidol and the compound or pharmaceutical composition are administered in separate dosage forms. In some embodiments, the haloperidol and the compound or pharmaceutical composition are administered in a single dosage form.

One aspect of the present invention pertains to methods for the treatment of a sleep disorder in an individual comprising administering to the individual in need thereof a therapeutically effective amount of a compound according to any of the embodiments described herein or a pharmaceutical composition.

In some embodiments, the sleep disorder is a dyssomnia. In some embodiments, the dyssomnia is selected from the group consisting of psychophysiological insomnia, sleep state misperception, idiopathic insomnia, obstructive sleep apnea syndrome, central sleep apnea syndrome, central alveolar hypoventilation syndrome, periodic limb movement disorder, restless leg syndrome, inadequate sleep hygiene, environmental sleep disorder, altitude insomnia, adjustment sleep disorder, insufficient sleep syndrome, limit-setting sleep disorder, sleep-onset association disorder, nocturnal eating or drinking syndrome, hypnotic dependent sleep disorder, stimulant-dependent sleep disorder, alcohol-dependent sleep disorder, toxin-induced sleep disorder, time zone change (jet lag) syndrome, shift work sleep disorder, irregular sleep-wake pattern, delayed sleep phase syndrome, advanced sleep phase syndrome, and non-24-hour sleep-wake disorder.

In some embodiments, the sleep disorder is a parasomnia. In some embodiments, the parasomnia is selected from the group consisting of confusional arousals, sleepwalking and sleep terrors, rhythmic movement disorder, sleep starts, sleep talking and nocturnal leg cramps. In some embodiments, the sleep disorder is characterized by excessive daytime sleepiness such as narcolepsy.

In some embodiments, the sleep disorder is associated with a medical or psychiatric disorder. In some embodiments, the medical or psychiatric disorder is selected from the group consisting of psychoses, mood disorders, anxiety disorders, panic disorders, alcoholism, cerebral degenerative disorders, dementia, parkinsonism, fatal familial insomnia, sleep-related epilepsy,

electrical status epilepticus of sleep, sleep-related headaches, sleeping sickness, nocturnal cardiac ischemia, chronic obstructive pulmonary disease, sleep-related asthma, sleep-related gastroesophageal reflux, peptic ulcer disease, fibrositis syndrome, osteoarthritis, rheumatoid arthritis, fibromyalgia and post-surgical sleep disorder.

5 One aspect of the present invention pertains to methods for the treatment of a diabetic-related disorder in an individual comprising administering to the individual in need thereof a therapeutically effective amount of a compound according to any of the embodiments described herein or a pharmaceutical composition.

 In some embodiments, the diabetic-related disorder is diabetic peripheral neuropathy.

10 In some embodiments, the diabetic-related disorder is diabetic nephropathy.

 In some embodiments, the diabetic-related disorder is diabetic retinopathy.

 One aspect of the present invention pertains to methods for the treatment of glaucoma or other diseases of the eye with abnormal intraocular pressure.

15 One aspect of the present invention pertains to methods for the treatment of progressive multifocal leukoencephalopathy in an individual comprising administering to the individual in need thereof a therapeutically effective amount of a compound according to any of the embodiments described herein or a pharmaceutical composition.

 In some embodiments, the individual in need thereof has a lymphoproliferative disorder. In some embodiments, the lymphoproliferative disorder is leukemia or lymphoma. In some
20 embodiments, the leukemia or lymphoma is chronic lymphocytic leukemia, Hodgkin's disease, or the like.

 In some embodiments, the individual in need thereof has a myeloproliferative disorder.

 In some embodiments, the individual in need thereof has carcinomatosis.

25 In some embodiments, the individual in need thereof has a granulomatous or inflammatory disease. In some embodiments, the granulomatous or inflammatory disease is tuberculosis or sarcoidosis.

 In some embodiments, the individual in need thereof is immunocompromised. In some embodiments, the immunocompromised individual has impaired cellular immunity. In some
 embodiments, the impaired cellular immunity comprises impaired T-cell immunity.

30 In some embodiments, the individual in need thereof is infected with HIV. In some embodiments, the HIV-infected individual has a CD4+ cell count of $\leq 200/\text{mm}^3$. In some embodiments, the HIV-infected individual has AIDS. In some embodiments, the HIV-infected individual has AIDS-related complex (ARC). In certain embodiments, ARC is defined as the presence of two successive CD4+ cell counts below $200/\text{mm}^3$ and at least two of the following
35 signs or symptoms: oral hairy leukoplakia, recurrent oral candidiasis, weight loss of at least 2.5 kg or 10% of body weight within last six months, multidermatomal herpes zoster, temperature 38.5°C for more than 14 consecutive days or more than 15 days in a 30-day period, or diarrhea

with more than three liquid stools per day for at least 30 days [see, e.g., Yamada et al., *Clin. Diagn. Virol.* (1993) 1:245-256].

In some embodiments, the individual in need thereof is undergoing immunosuppressive therapy. In some embodiments, the immunosuppressive therapy comprises administering an immunosuppressive agent [see, e.g., Mueller, *Ann Thorac Surg* (2004) 77:354-362; and Krieger and Emre, *Pediatr Transplantation* (2004) 8:594-599]. In some embodiments, the immunosuppressive therapy comprises administering an immunosuppressive agent selected from the group consisting of: corticosteroids (for example, prednisone and the like), calcineurin inhibitors (for example, cyclosporine, tacrolimus, and the like), antiproliferative agents (for example, azathioprine, mycophenolate mofetil, sirolimus, everolimus, and the like), T-cell depleting agents (for example, OKT[®]3 monoclonal antibody (mAb), anti-CD3 immunotoxin FN18-CRM9, Campath-1H (anti-CD52) mAb, anti-CD4 mAb, anti-T cell receptor mAb, and the like), anti-IL-2 receptor (CD25) mAb (for example, basiliximab, daclizumab, and the like), inhibitors of co-stimulation (for example, CTLA4-Ig, anti-CD154 (CD40 ligand) mAb, and the like), deoxyspergualin and analogs thereof (for example, 15-DSG, LF-08-0299, LF14-0195, and the like), leflunomide and analogs thereof (for example, leflunomide, FK778, FK779, and the like), FTY720, anti-alpha-4-integrin monoclonal antibody, and anti-CD45 RB monoclonal antibody. In some embodiments, the immunosuppressive agent and the compound or pharmaceutical composition are administered in separate dosage forms. In some embodiments, the immunosuppressive agent and the compound or pharmaceutical composition are administered in a single dosage form.

In some embodiments, the individual in need thereof is undergoing immunosuppressive therapy after organ transplantation. In some embodiments, the organ is liver, kidney, lung, heart, or the like [see, e.g., Singh et al., *Transplantation* (2000) 69:467-472].

In some embodiments, the individual in need thereof is undergoing treatment for a rheumatic disease. In some embodiments, the rheumatic disease is systemic lupus erythematosus or the like.

In some embodiments, the compound or the pharmaceutical composition inhibits JC virus infection of human glial cells.

One aspect of the present invention pertains to methods for treating hypertension in an individual comprising administering to the individual in need thereof a therapeutically effective amount of a compound according to any embodiments described herein and a pharmaceutically acceptable carrier.

One aspect of the present invention pertains to methods for treating pain in an individual comprising administering to the individual in need thereof a therapeutically effective amount of a compound according to any embodiments described herein and a pharmaceutically acceptable carrier.

One aspect of the present invention pertains to processes for preparing a composition comprising admixing a compound according any embodiments described herein and a pharmaceutically acceptable carrier.

5 One aspect of the present invention is the use of a compound for the production of a medicament for use in the treatment of a 5-HT_{2A} associated disorder.

One embodiment of the present invention is the use of a compound for the production of a medicament for use in the treatment of a 5-HT_{2A} associated disorder wherein the disorder is platelet aggregation.

10 One embodiment of the present invention is the use of a compound for the production of a medicament for use in the treatment of a 5-HT_{2A} associated disorder wherein the disorder is selected from the group consisting of coronary artery disease, myocardial infarction, transient ischemic attack, angina, stroke, and atrial fibrillation.

15 One embodiment of the present invention is the use of a compound for the production of a medicament for use in the treatment of a 5-HT_{2A} associated disorder wherein the disorder is a blood clot formation in an angioplasty or coronary bypass surgery individual.

One embodiment of the present invention is the use of a compound for the production of a medicament for use in the treatment of a 5-HT_{2A} associated disorder wherein the disorder is a blood clot formation in an individual suffering from atrial fibrillation.

20 One embodiment of the present invention is the use of a compound for the production of a medicament for use in the treatment of a 5-HT_{2A} associated disorder wherein the disorder is asthma.

One embodiment of the present invention is the use of a compound for the production of a medicament for use in the treatment of a 5-HT_{2A} associated disorder wherein the disorder is a symptom of asthma.

25 One embodiment of the present invention is the use of a compound for the production of a medicament for use in the treatment of a 5-HT_{2A} associated disorder wherein the disorder is agitation or a symptom thereof in an individual. In some embodiments the individual is a cognitively intact elderly individual.

30 One embodiment of the present invention is the use of a compound for the production of a medicament for use in the treatment of a 5-HT_{2A} associated disorder wherein the disorder is agitation or a symptom thereof in an individual suffering from dementia. In some embodiments the dementia is due to a degenerative disease of the nervous system. In some embodiment the dementia is Alzheimers disease, Lewy body, Parkinson's disease, or Huntington's disease. In some embodiments the dementia is due to diseases that affect blood vessels. In some
35 embodiments the dementia is due to stroke or multi-infarct dementia.

One embodiment of the present invention is the use of a compound for the production of a medicament for use in the treatment of a 5-HT_{2A} associated disorder further comprising a

dopamine D₂ receptor antagonist wherein the disorder is selected from the group consisting of a behavioral disorder, drug induced psychosis, excitative psychosis, Gilles de la Tourette's syndrome, manic disorder, organic or NOS psychosis, psychotic disorder, psychosis, acute schizophrenia, chronic schizophrenia and NOS schizophrenia. In some embodiments the
5 dopamine D₂ receptor antagonist is haloperidol.

One embodiment of the present invention is the use of a compound for the production of a medicament for use in the treatment of a 5-HT_{2A} associated disorder further comprising a dopamine D₂ receptor antagonist wherein the disorder is infantile autism, Huntington's chorea, or nausea and vomiting from chemotherapy or chemotherapeutic antibodies. In some
10 embodiments the dopamine D₂ receptor antagonist is haloperidol.

One embodiment of the present invention is the use of a compound for the production of a medicament for use in the treatment of a 5-HT_{2A} associated disorder further comprising a dopamine D₂ receptor antagonist wherein the disorder is schizophrenia. In some embodiments the dopamine D₂ receptor antagonist is haloperidol.

15 One embodiment of the present invention is the use of a compound for the production of a medicament for use in the treatment of a 5-HT_{2A} associated disorder wherein the disorder is a negative symptom or symptoms of schizophrenia induced by the administration of haloperidol.

One embodiment of the present invention is the use of a compound for the production of a medicament for use in the treatment of a 5-HT_{2A} associated disorder wherein the haloperidol
20 and the compound or pharmaceutical composition are administered in separate dosage forms.

One embodiment of the present invention is the use of a compound for the production of a medicament for use in the treatment of a 5-HT_{2A} associated disorder wherein the haloperidol and the compound or pharmaceutical composition are administered in a single dosage form.

One embodiment of the present invention is the use of a compound for the production of
25 a medicament for use in the treatment of a 5-HT_{2A} associated disorder wherein the disorder is progressive multifocal leukoencephalopathy.

One aspect of the present invention are compounds according to any of the embodiments described herein for use in a method of treatment of the human or animal body by therapy.

30 One aspect of the present invention are compounds according to any of the embodiments described herein for use in a method for the treatment of a 5-HT_{2A} associated disorder, as described herein, in the human or animal body by therapy.

One aspect of the present invention are compounds according to any of the embodiments described herein for use in a method for the treatment of a sleep disorder, as
35 described herein, in the human or animal body by therapy.

One aspect of the present invention are compounds according to any of the embodiments described herein for use in a method for the treatment of platelet aggregation in the human or animal body by therapy.

One aspect of the present invention are compounds according to any of the
5 embodiments described herein for use in a method for the treatment of progressive multifocal leukoencephalopathy in the human or animal body by therapy.

PHARMACEUTICAL COMPOSITIONS

A further aspect of the present invention pertains to pharmaceutical compositions
10 comprising one or more compounds as described herein and one or more pharmaceutically acceptable carriers. Some embodiments pertain to pharmaceutical compositions comprising a compound of the present invention and a pharmaceutically acceptable carrier.

Some embodiments of the present invention include a method of producing a
15 pharmaceutical composition comprising admixing at least one compound according to any of the compound embodiments disclosed herein and a pharmaceutically acceptable carrier.

Formulations may be prepared by any suitable method, typically by uniformly mixing the active compound(s) with liquids or finely divided solid carriers, or both, in the required proportions, and then, if necessary, forming the resulting mixture into a desired shape.

Conventional excipients, such as binding agents, fillers, acceptable wetting agents,
20 tableting lubricants, and disintegrants may be used in tablets and capsules for oral administration. Liquid preparations for oral administration may be in the form of solutions, emulsions, aqueous or oily suspensions, and syrups. Alternatively, the oral preparations may be in the form of dry powder that can be reconstituted with water or another suitable liquid vehicle before use. Additional additives such as suspending or emulsifying agents, non-aqueous
25 vehicles (including edible oils), preservatives, and flavorings and colorants may be added to the liquid preparations. Parenteral dosage forms may be prepared by dissolving the compound of the invention in a suitable liquid vehicle and filter sterilizing the solution before filling and sealing an appropriate vial or ampoule. These are just a few examples of the many appropriate methods well known in the art for preparing dosage forms.

30 A compound of the present invention can be formulated into pharmaceutical compositions using techniques well known to those in the art. Suitable pharmaceutically-acceptable carriers, outside those mentioned herein, are known in the art; for example, see Remington, The Science and Practice of Pharmacy, 20th Edition, 2000, Lippincott Williams & Wilkins, (Editors: Gennaro, A. R., et al.).

35 While it is possible that, for use in the treatment, a compound of the invention may, in an alternative use, be administered as a raw or pure chemical, it is preferable however to present

the compound or active ingredient as a pharmaceutical formulation or composition further comprising a pharmaceutically acceptable carrier.

The invention thus further provides pharmaceutical formulations comprising a compound of the invention or a pharmaceutically acceptable salt or derivative thereof together with one or more pharmaceutically acceptable carriers thereof and/or prophylactic ingredients. The carrier(s) must be "acceptable" in the sense of being compatible with the other ingredients of the formulation and not overly deleterious to the recipient thereof.

Pharmaceutical formulations include those suitable for oral, rectal, nasal, topical (including buccal and sub-lingual), vaginal or parenteral (including intramuscular, sub-cutaneous and intravenous) administration or in a form suitable for administration by inhalation, insufflation or by a transdermal patch. Transdermal patches dispense a drug at a controlled rate by presenting the drug for absorption in an efficient manner with a minimum of degradation of the drug. Typically, transdermal patches comprise an impermeable backing layer, a single pressure sensitive adhesive and a removable protective layer with a release liner. One of ordinary skill in the art will understand and appreciate the techniques appropriate for manufacturing a desired efficacious transdermal patch based upon the needs of the artisan.

The compounds of the invention, together with a conventional adjuvant, carrier, or diluent, may thus be placed into the form of pharmaceutical formulations and unit dosages thereof, and in such form may be employed as solids, such as tablets or filled capsules, or liquids such as solutions, suspensions, emulsions, elixirs, gels or capsules filled with the same, all for oral use, in the form of suppositories for rectal administration; or in the form of sterile injectable solutions for parenteral (including subcutaneous) use. Such pharmaceutical compositions and unit dosage forms thereof may comprise conventional ingredients in conventional proportions, with or without additional active compounds or principles, and such unit dosage forms may contain any suitable effective amount of the active ingredient commensurate with the intended daily dosage range to be employed.

For oral administration, the pharmaceutical composition may be in the form of, for example, a tablet, capsule, suspension or liquid. The pharmaceutical composition is preferably made in the form of a dosage unit containing a particular amount of the active ingredient. Examples of such dosage units are capsules, tablets, powders, granules or a suspension, with conventional additives such as lactose, mannitol, corn starch or potato starch; with binders such as crystalline cellulose, cellulose derivatives, acacia, corn starch or gelatins; with disintegrators such as corn starch, potato starch or sodium carboxymethyl-cellulose; and with lubricants such as talc or magnesium stearate. The active ingredient may also be administered by injection as a composition wherein, for example, saline, dextrose or water may be used as a suitable pharmaceutically acceptable carrier.

Compounds of the present invention or a solvate or physiologically functional derivative thereof can be used as active ingredients in pharmaceutical compositions, specifically as 5-HT_{2A} receptor modulators. By the term "active ingredient" is defined in the context of a "pharmaceutical composition" and shall mean a component of a pharmaceutical composition that provides the primary pharmacological effect, as opposed to an "inactive ingredient" which would generally be recognized as providing no pharmaceutical benefit.

The dose when using the compounds of the present invention can vary within wide limits, as is customary and is known to the physician, it is to be tailored to the individual conditions in each individual case. It depends, for example, on the nature and severity of the illness to be treated, on the condition of the patient, on the compound employed or on whether an acute or chronic disease state is treated or prophylaxis is conducted or on whether further active compounds are administered in addition to the compounds of the present invention. Representative doses of the present invention include, but are not limited to, about 0.001 mg to about 5000 mg, about 0.001 mg to about 2500 mg, about 0.001 mg to about 1000 mg, 0.001 mg to about 500 mg, 0.001 mg to about 250 mg, about 0.001 mg to 100 mg, about 0.001 mg to about 50 mg, and about 0.001 mg to about 25 mg. Multiple doses may be administered during the day, especially when relatively large amounts are deemed to be needed, for example 2, 3 or 4, doses. Depending on the individual and as deemed appropriate from the patient's physician or care-giver it may be necessary to deviate upward or downward from the doses described herein.

The amount of active ingredient, or an active salt or derivative thereof, required for use in treatment will vary not only with the particular salt selected but also with the route of administration, the nature of the condition being treated and the age and condition of the patient and will ultimately be at the discretion of the attendant physician or clinician. In general, one skilled in the art understands how to extrapolate *in vivo* data obtained in a model system, typically an animal model, to another, such as a human. In some circumstances, these extrapolations may merely be based on the weight of the animal model in comparison to another, such as a mammal, preferably a human, however, more often, these extrapolations are not simply based on weights, but rather incorporate a variety of factors. Representative factors include the type, age, weight, sex, diet and medical condition of the patient, the severity of the disease, the route of administration, pharmacological considerations such as the activity, efficacy, pharmacokinetic and toxicology profiles of the particular compound employed, whether a drug delivery system is utilized, or whether an acute or chronic disease state is being treated or prophylaxis is conducted or on whether further active compounds are administered in addition to the compounds of the present invention and as part of a drug combination. The dosage regimen for treating a disease condition with the compounds and/or compositions of this invention is selected in accordance with a variety factors as cited above. Thus, the actual dosage

regimen employed may vary widely and therefore may deviate from a preferred dosage regimen and one skilled in the art will recognize that dosage and dosage regimen outside these typical ranges can be tested and, where appropriate, may be used in the methods of this invention.

5 The desired dose may conveniently be presented in a single dose or as divided doses administered at appropriate intervals, for example, as two, three, four or more sub-doses per day. The sub-dose itself may be further divided, e.g., into a number of discrete loosely spaced administrations. The daily dose can be divided, especially when relatively large amounts are administered as deemed appropriate, into several, for example 2, 3 or 4, part administrations. If appropriate, depending on individual behavior, it may be necessary to deviate upward or
10 downward from the daily dose indicated.

The compounds of the present invention can be administered in a wide variety of oral and parenteral dosage forms. It will be obvious to those skilled in the art that the following dosage forms may comprise, as the active component, either a compound of the invention or a pharmaceutically acceptable salt of a compound of the invention.

15 For preparing pharmaceutical compositions from the compounds of the present invention, the selection of a suitable pharmaceutically acceptable carrier can be either solid, liquid or a mixture of both. Solid form preparations include powders, tablets, pills, capsules, cachets, suppositories, and dispersible granules. A solid carrier can be one or more substances which may also act as diluents, flavouring agents, solubilizers, lubricants, suspending agents,
20 binders, preservatives, tablet disintegrating agents, or an encapsulating material.

In powders, the carrier is a finely divided solid which is in a mixture with the finely divided active component.

In tablets, the active component is mixed with the carrier having the necessary binding capacity in suitable proportions and compacted to the desired shape and size.

25 The powders and tablets may contain varying percentage amounts of the active compound. A representative amount in a powder or tablet may contain from 0.5 to about 90 percent of the active compound; however, an artisan would know when amounts outside of this range are necessary. Suitable carriers for powders and tablets are magnesium carbonate, magnesium stearate, talc, sugar, lactose, pectin, dextrin, starch, gelatin, tragacanth,
30 methylcellulose, sodium carboxymethylcellulose, a low melting wax, cocoa butter, and the like. The term "preparation" is intended to include the formulation of the active compound with encapsulating material as carrier providing a capsule in which the active component, with or without carriers, is surrounded by a carrier, which is thus in association with it. Similarly, cachets and lozenges are included. Tablets, powders, capsules, pills, cachets, and lozenges can
35 be used as solid forms suitable for oral administration.

For preparing suppositories, a low melting wax, such as an admixture of fatty acid glycerides or cocoa butter, is first melted and the active component is dispersed homogeneously

therein, as by stirring. The molten homogenous mixture is then poured into convenient sized molds, allowed to cool, and thereby to solidify.

Formulations suitable for vaginal administration may be presented as pessaries, tampons, creams, gels, pastes, foams or sprays containing in addition to the active ingredient such carriers as are known in the art to be appropriate.

Liquid form preparations include solutions, suspensions, and emulsions, for example, water or water-propylene glycol solutions. For example, parenteral injection liquid preparations can be formulated as solutions in aqueous polyethylene glycol solution. Injectable preparations, for example, sterile injectable aqueous or oleaginous suspensions may be formulated according to the known art using suitable dispersing or wetting agents and suspending agents. The sterile injectable preparation may also be a sterile injectable solution or suspension in a nontoxic parenterally acceptable diluent or solvent, for example, as a solution in 1,3-butanediol. Among the acceptable vehicles and solvents that may be employed are water, Ringer's solution, and isotonic sodium chloride solution. In addition, sterile, fixed oils are conventionally employed as a solvent or suspending medium. For this purpose any bland fixed oil may be employed including synthetic mono- or diglycerides. In addition, fatty acids such as oleic acid find use in the preparation of injectables.

The compounds according to the present invention may thus be formulated for parenteral administration (e.g. by injection, for example bolus injection or continuous infusion) and may be presented in unit dose form in ampoules, pre-filled syringes, small volume infusion or in multi-dose containers with an added preservative. The pharmaceutical compositions may take such forms as suspensions, solutions, or emulsions in oily or aqueous vehicles, and may contain formulatory agents such as suspending, stabilizing and/or dispersing agents. Alternatively, the active ingredient may be in powder form, obtained by aseptic isolation of sterile solid or by lyophilization from solution, for constitution with a suitable vehicle, e.g. sterile, pyrogen-free water, before use.

Aqueous formulations suitable for oral use can be prepared by dissolving or suspending the active component in water and adding suitable colorants, flavours, stabilizing and thickening agents, as desired.

Aqueous suspensions suitable for oral use can be made by dispersing the finely divided active component in water with viscous material, such as natural or synthetic gums, resins, methylcellulose, sodium carboxymethylcellulose, or other well known suspending agents.

Also included are solid form preparations which are intended to be converted, shortly before use, to liquid form preparations for oral administration. Such liquid forms include solutions, suspensions, and emulsions. These preparations may contain, in addition to the active component, colorants, flavors, stabilizers, buffers, artificial and natural sweeteners, dispersants, thickeners, solubilizing agents, and the like.

For topical administration to the epidermis the compounds according to the invention may be formulated as ointments, creams or lotions, or as a transdermal patch.

Ointments and creams may, for example, be formulated with an aqueous or oily base with the addition of suitable thickening and/or gelling agents. Lotions may be formulated with an aqueous or oily base and will in general also contain one or more emulsifying agents, stabilizing agents, dispersing agents, suspending agents, thickening agents, or coloring agents.

Formulations suitable for topical administration in the mouth include lozenges comprising active agent in a flavored base, usually sucrose and acacia or tragacanth; pastilles comprising the active ingredient in an inert base such as gelatin and glycerin or sucrose and acacia; and mouthwashes comprising the active ingredient in a suitable liquid carrier.

Solutions or suspensions are applied directly to the nasal cavity by conventional means, for example with a dropper, pipette or spray. The formulations may be provided in single or multi-dose form. In the latter case of a dropper or pipette, this may be achieved by the patient administering an appropriate, predetermined volume of the solution or suspension. In the case of a spray, this may be achieved for example by means of a metering atomizing spray pump.

Administration to the respiratory tract may also be achieved by means of an aerosol formulation in which the active ingredient is provided in a pressurized pack with a suitable propellant. If the compounds of the present invention or pharmaceutical compositions comprising them are administered as aerosols, for example as nasal aerosols or by inhalation, this can be carried out, for example, using a spray, a nebulizer, a pump nebulizer, an inhalation apparatus, a metered inhaler or a dry powder inhaler. Pharmaceutical forms for administration of the compounds of the present invention as an aerosol can be prepared by processes well-known to the person skilled in the art. For their preparation, for example, solutions or dispersions of the compounds of the present invention in water, water/alcohol mixtures or suitable saline solutions can be employed using customary additives, for example benzyl alcohol or other suitable preservatives, absorption enhancers for increasing the bioavailability, solubilizers, dispersants and others, and, if appropriate, customary propellants, for example include carbon dioxide, CFC's, such as, dichlorodifluoromethane, trichlorofluoromethane, or dichlorotetrafluoroethane; and the like. The aerosol may conveniently also contain a surfactant such as lecithin. The dose of drug may be controlled by provision of a metered valve.

In formulations intended for administration to the respiratory tract, including intranasal formulations, the compound will generally have a small particle size for example of the order of 10 microns or less. Such a particle size may be obtained by means known in the art, for example by micronization. When desired, formulations adapted to give sustained release of the active ingredient may be employed.

Alternatively the active ingredients may be provided in the form of a dry powder, for example, a powder mix of the compound in a suitable powder base such as lactose, starch, starch

derivatives such as hydroxypropylmethyl cellulose and polyvinylpyrrolidone (PVP).

Conveniently the powder carrier will form a gel in the nasal cavity. The powder composition may be presented in unit dose form for example in capsules or cartridges of, e.g., gelatin, or blister packs from which the powder may be administered by means of an inhaler.

5 The pharmaceutical preparations are preferably in unit dosage forms. In such form, the preparation is subdivided into unit doses containing appropriate quantities of the active component. The unit dosage form can be a packaged preparation, the package containing discrete quantities of preparation, such as packeted tablets, capsules, and powders in vials or ampoules. Also, the unit dosage form can be a capsule, tablet, cachet, or lozenge itself, or it can
10 be the appropriate number of any of these in packaged form.

Tablets or capsules for oral administration and liquids for intravenous administration are preferred compositions.

 The compounds according to the invention may optionally exist as pharmaceutically acceptable salts including pharmaceutically acceptable acid addition salts prepared from
15 pharmaceutically acceptable non-toxic acids including inorganic and organic acids. Representative acids include, but are not limited to, acetic, benzenesulfonic, benzoic, camphorsulfonic, citric, ethenesulfonic, dichloroacetic, formic, fumaric, gluconic, glutamic, hippuric, hydrobromic, hydrochloric, isethionic, lactic, maleic, malic, mandelic, methanesulfonic, mucic, nitric, oxalic, pamoic, pantothenic, phosphoric, succinic, sulfuric,
20 tartaric, oxalic, p-toluenesulfonic and the like, such as those pharmaceutically acceptable salts listed in Journal of Pharmaceutical Science, 66, 2 (1977); incorporated herein by reference in its entirety.

 The acid addition salts may be obtained as the direct products of compound synthesis. In the alternative, the free base may be dissolved in a suitable solvent containing the appropriate
25 acid, and the salt isolated by evaporating the solvent or otherwise separating the salt and solvent. The compounds of this invention may form solvates with standard low molecular weight solvents using methods known to the skilled artisan.

 Some embodiments of the present invention include a method of producing a pharmaceutical composition for "combination-therapy" comprising admixing at least one
30 compound according to any of the compound embodiments disclosed herein, together with at least one known pharmaceutical agent as described herein and a pharmaceutically acceptable carrier.

 It is noted that when the 5-HT_{2A} receptor modulators are utilized as active ingredients in a pharmaceutical composition, these are not intended for use only in humans, but in other non-
35 human mammals as well. Indeed, recent advances in the area of animal health-care mandate that consideration be given for the use of active agents, such as 5-HT_{2A} receptor modulators, for the treatment of a 5-HT_{2A} mediated disease or disorder in domestic animals (e.g., cats and dogs)

and in other domestic animals (*e.g.*, such as cows, chickens, fish, etc.). Those of ordinary skill in the art are readily credited with understanding the utility of such compounds in such settings.

COMBINATION THERAPY:

5 While the compounds of the present invention can be administered as the sole active pharmaceutical agent (*i.e.*, mono-therapy), they can also be used in combination with other pharmaceutical agents (*i.e.*, combination-therapy) for the treatment of the diseases/conditions/disorders described herein. Accordingly, another aspect of the present invention includes methods of treatment of 5-HT_{2A} serotonin receptor associated disorders
10 diseases comprising administering to an individual in need of such treatment a therapeutically-effective amount of a compound of the present invention in combination with one or more additional pharmaceutical agent as described herein.

 Suitable pharmaceutical agents that can be used in combination with the compounds of the present invention include other antiplatelet, antithrombotic or anticoagulant drugs, anti-
15 arrhythmic agents, Cholesteryl ester transfer protein (CETP) inhibitors, Niacin or niacin analogs, Adenosine or adenosine analogs, Nitroglycerin or nitrates, prothrombolytic agents, and the like. Other pharmaceutical agents, including the agents set forth *infra*, are well known or will be readily apparent in light of the instant disclosure, to one of ordinary skill in the art.

 The compounds of the present invention can also be used in combination with other
20 antiplatelet, antithrombotic or anticoagulant drugs such as thrombin inhibitors, platelet aggregation inhibitors such as aspirin, clopidogrel (Plavix®), ticlopidine or CS-747 [*i.e.*, acetic acid 5-[2-cyclopropyl-1-(2-fluorophenyl)-2-oxoethyl]-4,5,6,7-tetrahydrothieno[3,2-c]pyridin-2-yl ester and its active metabolite R-99224, (Z)-2-[1-[2-cyclopropyl-1(*S*)-(2-fluorophenyl)-2-oxoethyl]-4(*R*)-sulfanylpiperidin-3-ylidene]acetic acid}, abciximab (ReoPro®), eptifibatide
25 (Integrilin®), tirofiban (Aggrastat®), warfarin, low molecular weight heparins (such as LOVENOX), GPIIb/GPIIIa blockers, PAI-1 inhibitors such as XR-330 [*i.e.*, (3*Z*,6*Z*)-3-Benzylidene-6-(4-methoxybenzylidene)-1-methylpiperazine-2,5-dione] and T-686 [*i.e.*, 3(*E*)-Benzylidene-4(*E*)-(3,4,5-trimethoxybenzylidene)pyrrolidine-2,5-dione], inhibitors of α -2-antiplasmin such as anti- α -2-antiplasmin antibody and thromboxane receptor antagonists (such
30 as ifetroban), prostacyclin mimetics, phosphodiesterase (PDE) inhibitors, such as dipyridamole (Persantine®) or cilostazol, PDE inhibitors in combination with thromboxane receptor antagonists/thromboxane A synthetase inhibitors (such as picotamide), serotonin-2-receptor antagonists (such as ketanserin), fibrinogen receptor antagonists, hypolipidemic agents, such as HMG-CoA reductase inhibitors, *e.g.*, pravastatin, simvastatin, atorvastatin, fluvastatin,
35 cerivastatin, AZ4522, and itavastatin (Nissan/Kowa); microsomal triglyceride transport protein inhibitors (such as disclosed in U.S. Pat. Nos. 5,739,135, 5,712,279 and 5,760,246), antihypertensive agents such as angiotensin-converting enzyme inhibitors (*e.g.*, captopril,

lisinopril or fosinopril); angiotensin-II receptor antagonists (e.g., irbesartan, losartan or valsartan); and/or ACE/NEP inhibitors (e.g., omapatrilat and gemopatrilat); β -blockers (such as propranolol, nadolol and carvedilol), PDE inhibitors in combination with aspirin, ifetroban, picotamide, ketanserin, or clopidogrel (Plavix®) and the like.

5 The compound of the present invention can also be used in combination with anti-arrhythmic agents such as for atrial fibrillation, for example, amiodarone or dofetilide.

 The compound of the present invention can also be used in combination with Cholesteryl ester transfer protein (CETP) inhibitors for dislipidemia and atherosclerosis, Niacin or niacin analogs for dislipidemia and atherosclerosis, Adenosine or adenosine analogs for
10 vasodilation, Nitroglycerin or nitrates for vasodilation.

 The compounds of the present invention can be used in combination with prothrombolytic agents, such as tissue plasminogen activator (natural or recombinant), streptokinase, reteplase, activase, lanoteplase, urokinase, prourokinase, anisolated streptokinase plasminogen activator complex (ASPAC), animal salivary gland plasminogen activators, and the
15 like. The compounds of the present invention may also be used in combination with β -adrenergic agonists such as albuterol, terbutaline, formoterol, salmeterol, bitolterol, pilbuterol, or fenoterol; anticholinergics such as ipratropium bromide; anti-inflammatory corticosteroids such as beclomethasone, triamcinolone, budesonide, fluticasone, flunisolide or dexamethasone; and anti-inflammatory agents such as cromolyn, nedocromil, theophylline, zileuton, zafirlukast,
20 monteleukast and pranleukast.

 Suitable pharmaceutical agents that can be used in combination with compounds of the present invention include antiretrovirals [see, e.g., Turpin, *Expert Rev Anti Infect Ther* (2003) 1:97-128]. Some embodiments of the present invention include methods of treatment of
25 progressive multifocal leukoencephalopathy as described herein comprising administering to an individual in need of such treatment a therapeutically effective amount or dose of a compound of the present invention in combination with at least one pharmaceutical agent selected from the group consisting of: nucleoside reverse transcriptase inhibitors (for example, Retrovir®, Efavir®, Combivir®, Hivid®, Videx®, Trizvir®, Zerit®, Ziagen®, Vireo®, Emtricitabine, DAPD, and the like), non-nucleoside reverse transcriptase inhibitors (for example, Virammune®, Rescriptor®,
30 Sustiva®, GW687, DPC083, TMC 125, Emivirine, Capravirine, BMS 561390, UC-781 and other oxathiin carboxyanilides, SJ-3366, Alkenyldiarylmethane (ADAM), Tivirapine, Calanolide A, HBV097, Loviride, HEPT Family Derivatives, TIBO Derivatives, and the like), protease inhibitors (for example, Fortovase®, Invirase®, Novir®, Crixivan®, Viracep®, Ageberase®, Kaletra®, Atazanavir, Tipranavir, DMP450, and the like), inhibitors of HIV-cell
35 interaction (for example, soluble CD4, toxin-conjugated CD4, monoclonal antibodies to CD4 or gp120, PRO 542, dextran sulfate, Rersobene, FP-23199, Cyanovirin-N, Zintevir (T30177, AR177), L-chicoric acid and derivatives, and the like), coreceptor inhibitors ligands (for

example, R5, X4, modified ligands (R5), modified ligands (X4), and the like), coreceptor inhibitors X4 (for example, T22, T134, ALX40-4C, AMD3100, bicyclam derivatives, and the like), coreceptor inhibitors R5 (for example, TAK-779, SCH-C (SCH-351125), SCH-D (SCH-350634), NSC 651016, ONO Pharmaceutical, Merck, and the like), fusion inhibitors (for example, Fuzeon[®] (T-20, DP 178, enfuvritide) trimeris, T-1249, TMC125, and the like), integrase inhibitors (for example, 5CITEP, L731,988, L708,906, L-870,812, S-1360, and the like), NCp7 nucleocapsid Zn finger inhibitors (for example, NOBA, DIBA, dithianes, PD-161374, pyridinioalkanoyl thioesters (PATES), azodicarbonamide (ADA), cyclic 2,2 dithio bisbenzamide, and the like), RNase H inhibitors (for example, BBHN, CPHM PD-26388, and the like), Tat inhibitors (for example, dominant negative mutants, Ro24-7429, Ro5-3335, and the like), Rev inhibitors (for example, dominant negative mutants, Leptomycin B, PKF050-638, and the like), transcriptional inhibitors (for example, Temacrazine, K-12 and K-37, EM2487, and the like), inhibitors of HIV assembly/maturation (for example, CAP-1 and CAP-2, and the like), and pharmaceutical agents directed to cellular anti-HIV targets (for example, LB6-B275 and HRM1275, Cdk9 inhibitors, and the like).

In a certain embodiment, a compound of the invention can be used in conjunction with highly active antiretroviral therapy (HAART). When antiretroviral drugs are used in combinations of three or four drugs, this treatment is called HAART [see, e.g., Portegies, et al., *Eur. J. Neurol.* (2004) 11:297-304].

In accordance with the present invention, the combination of a compound of the present invention and pharmaceutical agent can be prepared by mixing the respective active components either all together or independently with a pharmaceutically acceptable carrier, excipient, binder, diluent, etc. as described herein, and administering the mixture or mixtures either orally or non-orally as a pharmaceutical composition(s). When a compound or a mixture of compounds of Formula (Ia) are administered as a combination therapy with another active compound each can be formulated as separate pharmaceutical compositions given at the same time or at different times. Alternatively, in some embodiments, pharmaceutical compositions of the present invention comprise a compound or a mixture of compounds of Formula (Ia) and the pharmaceutical agent(s) as a single pharmaceutical composition.

OTHER UTILITIES

Another object of the present invention relates to radio-labeled compounds of the present invention that would be useful not only in radio-imaging but also in assays, both *in vitro* and *in vivo*, for localizing and quantitating the 5-HT_{2A} receptor in tissue samples, including human, and for identifying 5-HT_{2A} receptor ligands by inhibition binding of a radio-labeled compound. It is a further object of this invention to develop novel 5-HT_{2A} receptor assays of which comprise such radio-labeled compounds.

The present invention embraces isotopically-labeled compounds of the present invention. An "isotopically" or "radio-labeled" compounds are those which are identical to compounds disclosed herein, but for the fact that one or more atoms are replaced or substituted by an atom having an atomic mass or mass number different from the atomic mass or mass number typically found in nature (i.e., naturally occurring). Suitable radionuclides that may be incorporated in compounds of the present invention include, but are not limited to, ^2H (also written as D for deuterium), ^3H (also written as T for tritium), ^{11}C , ^{13}C , ^{14}C , ^{13}N , ^{15}N , ^{15}O , ^{17}O , ^{18}O , ^{18}F , ^{35}S , ^{36}Cl , ^{82}Br , ^{75}Br , ^{76}Br , ^{77}Br , ^{123}I , ^{124}I , ^{125}I and ^{131}I . The radionuclide that is incorporated in the instant radio-labeled compounds will depend on the specific application of that radio-labeled compound. For example, for *in vitro* 5-HT_{2A} receptor labeling and competition assays, compounds that incorporate ^3H , ^{14}C , ^{82}Br , ^{125}I , ^{131}I , ^{35}S or will generally be most useful. For radio-imaging applications ^{11}C , ^{18}F , ^{125}I , ^{123}I , ^{124}I , ^{131}I , ^{75}Br , ^{76}Br or ^{77}Br will generally be most useful.

It is understood that a "radio-labeled" or "labeled compound" is a compound of Formula (Ia) that has incorporated at least one radionuclide; in some embodiments the radionuclide is selected from the group consisting of ^3H , ^{14}C , ^{125}I , ^{35}S and ^{82}Br . Certain isotopically-labeled compounds of the present invention are useful in compound and/or substrate tissue distribution assays. In some embodiments the radionuclide ^3H and/or ^{14}C isotopes are useful in these studies. Further, substitution with heavier isotopes such as deuterium (i.e., ^2H) may afford certain therapeutic advantages resulting from greater metabolic stability (e.g., increased *in vivo* half-life or reduced dosage requirements) and hence may be preferred in some circumstances. Isotopically labeled compounds of the present invention can generally be prepared by following procedures analogous to those disclosed in the Schemes *supra* and Examples *infra*, by substituting an isotopically labeled reagent for a non-isotopically labeled reagent. Other synthetic methods that are useful are discussed *infra*. Moreover, it should be understood that all of the atoms represented in the compounds of the invention can be either the most commonly occurring isotope of such atoms or the more scarce radio-isotope or nonradio-active isotope.

Synthetic methods for incorporating radio-isotopes into organic compounds are applicable to compounds of the invention and are well known in the art. These synthetic methods, for example, incorporating activity levels of tritium into target molecules, are as follows:

A. Catalytic Reduction with Tritium Gas - This procedure normally yields high specific activity products and requires halogenated or unsaturated precursors.

B. Reduction with Sodium Borohydride [^3H] - This procedure is rather inexpensive and requires precursors containing reducible functional groups such as aldehydes, ketones, lactones, esters, and the like.

C. Reduction with Lithium Aluminum Hydride [^3H] - This procedure offers products at almost theoretical specific activities. It also requires precursors containing reducible functional groups such as aldehydes, ketones, lactones, esters, and the like.

5 D. Tritium Gas Exposure Labeling - This procedure involves exposing precursors containing exchangeable protons to tritium gas in the presence of a suitable catalyst.

E. *N*-Methylation using Methyl Iodide [^3H] - This procedure is usually employed to prepare *O*-methyl or *N*-methyl (^3H) products by treating appropriate precursors with high specific activity methyl iodide (^3H). This method in general allows for higher specific activity, such as for example, about 70-90 Ci/mmol.

10 Synthetic methods for incorporating activity levels of ^{125}I into target molecules include:

A. Sandmeyer and like reactions - This procedure transforms an aryl or heteroaryl amine into a diazonium salt, such as a tetrafluoroborate salt, and subsequently to ^{125}I labeled compound using Na^{125}I . A represented procedure was reported by Zhu, D.-G. and co-workers in J. Org. Chem. 2002, 67, 943-948.

15 B. Ortho ^{125}I Iodination of phenols - This procedure allows for the incorporation of ^{125}I at the ortho position of a phenol as reported by Collier, T. L. and co-workers in J. Labeled Compd Radiopharm. 1999, 42, S264-S266.

C. Aryl and heteroaryl bromide exchange with ^{125}I - This method is generally a two step process. The first step is the conversion of the aryl or heteroaryl bromide to the corresponding tri-alkyltin intermediate using for example, a Pd catalyzed reaction [i.e. Pd(Ph_3P) $_4$] or through an aryl or heteroaryl lithium, in the presence of a tri-alkyltinhalide or hexaalkylditin [e.g., (CH_3) $_3\text{SnSn}(\text{CH}_3)_3$]. A represented procedure was reported by Bas, M.-D. and co-workers in J. Labeled Compd Radiopharm. 2001, 44, S280-S282.

20 A radio-labeled 5-HT $_{2A}$ receptor compound of Formula (Ia) can be used in a screening assay to identify/evaluate compounds. In general terms, a newly synthesized or identified compound (i.e., test compound) can be evaluated for its ability to reduce binding of the "radio-labeled compound of Formula (Ia)" to the 5-HT $_{2A}$ receptor. Accordingly, the ability of a test compound to compete with the "radio-labeled compound of Formula (Ia)" for the binding to the 5-HT $_{2A}$ receptor directly correlates to its binding affinity.

30 The labeled compounds of the present invention bind to the 5-HT $_{2A}$ receptor. In one embodiment the labeled compound has an IC_{50} less than about 500 μM , in another embodiment the labeled compound has an IC_{50} less than about 100 μM , in yet another embodiment the labeled compound has an IC_{50} less than about 10 μM , in yet another embodiment the labeled compound has an IC_{50} less than about 1 μM , and in still yet another embodiment the labeled inhibitor has an IC_{50} less than about 0.1 μM .

Other uses of the disclosed receptors and methods will become apparent to those in the art based upon, *inter alia*, a review of this disclosure.

As will be recognized, the steps of the methods of the present invention need not be performed any particular number of times or in any particular sequence. Additional objects, advantages, and novel features of this invention will become apparent to those skilled in the art upon examination of the following examples thereof, which are intended to be illustrative and not intended to be limiting.

EXAMPLES

EXAMPLE 1: Syntheses of compounds of the present invention.

Illustrated syntheses for compounds of the present invention are shown in Figures 1 through 8 where the symbols have the same definitions as used throughout this disclosure.

The compounds of the invention and their synthesis are further illustrated by the following examples. The following examples are provided to further define the invention without, however, limiting the invention to the particulars of these examples. The compounds described herein, *supra* and *infra*, are named according to CS Chem Draw Ultra Version 7.0.1 or AutoNom 2000. In certain instances common names are used and it is understood that these common names would be recognized by those skilled in the art.

Chemistry: Proton nuclear magnetic resonance (^1H NMR) spectra were recorded on a Varian Mercury Vx-400 equipped with a 4 nucleus auto switchable probe and z-gradient or a Bruker Avance-400 or 500 MHz equipped with a QNP (Quad Nucleus Probe) or a BBI (Broad Band Inverse) and z-gradient. Chemical shifts are given in parts per million (ppm) with the residual solvent signal used as reference. NMR abbreviations are used as follows: s = singlet, d = doublet, dd = doublet of doublet, ddd = doublet of doublet of doublet, dt = doublet of triplet, t = triplet, q = quartet, m = multiplet, br = broad. Microwave irradiations were carried out using the Emrys Synthesizer (Personal Chemistry). Thin-layer chromatography (TLC) was performed on silica gel 60 F₂₅₄ (Merck), preparatory thin-layer chromatography (prep TLC) was performed on PK6F silica gel 60 A 1 mm plates (Whatman), and column chromatography was carried out on a silica gel column using Kieselgel 60, 0.063-0.200 mm (Merck). Evaporation was done under reduced pressure on a Buchi rotary evaporator. Celite 545® was used during palladium filtrations.

LCMS specs: 1) PC: HPLC-pumps: LC-10AD VP, Shimadzu Inc.; HPLC system controller: SCL-10A VP, Shimadzu Inc; UV-Detector: SPD-10A VP, Shimadzu Inc; Autosampler: CTC HTS, PAL, Leap Scientific; Mass spectrometer: API 150EX with Turbo Ion Spray source, AB/MDS Sciex; Software: Analyst 1.2. 2) Mac: HPLC-pumps: LC-8A VP, Shimadzu Inc; HPLC system controller: SCL-10A VP, Shimadzu Inc. UV-Detector: SPD-10A VP, Shimadzu Inc; Autosampler: 215 Liquid Handler, Gilson Inc; Mass spectrometer: API 150EX with Turbo Ion Spray source, AB/MDS Sciex Software: Masschrom 1.5.2.

Example 1: Preparation of Compounds.**Example 1.1: Preparation of 3-chloro-thiophene-2-carboxylic acid [4-(2-amino-ethoxy)-3-(4-chloro-2-methyl-2H-pyrazol-3-yl)-phenyl]-amide trifluoroacetate (Compound 334).****Step A: Preparation of {2-[4-amino-2-(4-chloro-2-methyl-2H-pyrazol-3-yl)-phenoxy]-ethyl}-carbamic acid tert-butyl ester.**

A heterogenous solution of 4-amino-2-(4-chloro-2-methyl-2H-pyrazol-3-yl)-phenol (1.9 g, 8.5 mmol), Boc-amino-ethylbromide (4.2 g, 2.2 eq), and K_2CO_3 (2.3 g, 2.0 eq.) in acetone (80 mL) was refluxed for 35 h. The reaction was filtered and concentrated. The crude product was dissolved in DCM (30 mL), washed with 1N-NaOH to remove unreacted starting material and with H_2O , dried, and concentrated. The residue was purified by column chromatography (silica gel, hexane:EtOAc:MeOH = 5:1:0 to 2:1:0.1) to afford 2.2 g (71 %) {2-[4-amino-2-(4-chloro-2-methyl-2H-pyrazol-3-yl)-phenoxy]-ethyl}-carbamic acid tert-butyl ester. LCMS m/z (%) = 367.2 ($M+H^{35}Cl$, 100), 369.2 ($M+H^{37}Cl$, 30).

Step B: Preparation of 3-chloro-thiophene-2-carboxylic acid [4-(2-amino-ethoxy)-3-(4-chloro-2-methyl-2H-pyrazol-3-yl)-phenyl]-amide trifluoroacetate (Compound 334).

A solution of {2-[4-amino-2-(4-chloro-2-methyl-2H-pyrazol-3-yl)-phenoxy]-ethyl}-carbamic acid tert-butyl ester (15 mg, 40 μ mol), 3-chlorothiophene-2-carbonyl chloride (12 mg, 1.5 eq.), DIEA (13 mg, 2.5 eq.) in DCM (1 mL) was stirred overnight. MeOH (~0.1 mL) was added into the reaction to quench the excess acid chloride. After stirring for 30 min, the reaction was treated with TFA (~0.2 mL) and heated to ~90 °C for 1 h. The reaction was neutralized with sat- $NaHCO_3$ and purified by prep-HPLC: Waters YMC ODS-ATM C18 column (5 μ , 4.6 x 50 mm), 5 % v/v CH_3CN (containing 0.05 % v/v TFA) in H_2O (containing 0.05 % v/v TFA) gradient to 60 % v/v CH_3CN in H_2O , 20 mL/min. 3-Chloro-thiophene-2-carboxylic acid [4-(2-amino-ethoxy)-3-(4-chloro-2-methyl-2H-pyrazol-3-yl)-phenyl]-amide trifluoroacetate (15 mg, 89 %) was isolated as a white powder. LCMS m/z (%) = 411.0 ($M+H^{35}Cl$, 100), 413.0 ($M+H^{37}Cl$, 68). 1H NMR (400 MHz, $DMSO-d_6$) δ : 10.3 (s, 1H), 7.95-7.82 (m, 5H), 7.65 (s, 1H), 7.63 (d, J = 2.4 Hz, 1H), 7.28 (d, J = 9.1 Hz, 1H), 7.22 (d, J = 5.0 Hz, 1H), 4.20 (m, 2H), 3.66 (s, 3H), 3.16 (m, 2H).

Example 1.2: Preparation of 5-methyl-2-trifluoromethyl-furan-3-carboxylic acid [4-(2-amino-ethoxy)-3-(4-chloro-2-methyl-2H-pyrazol-3-yl)-phenyl]-amide trifluoroacetate (Compound 47).

The title compound was prepared in a similar manner as described in Example 1.1,

Step B. LCMS m/z (%) = 443.2 ($M+H^{35}Cl$, 100), 445.2 ($M+H^{37}Cl$, 31).

Example 1.3: Preparation of 5-methyl-isoxazole-3-carboxylic acid [4-(2-amino-ethoxy)-3-(4-chloro-2-methyl-2H-pyrazol-3-yl)-phenyl]-amide trifluoroacetate (Compound 57).

The title compound was prepared in a similar manner as described in **Example 1.1**,
Step B. LCMS m/z (%) = 376.2 ($M+H$ ^{35}Cl , 100), 378.2 ($M+H$ ^{37}Cl , 31). 1H NMR (400 MHz,
5 DMSO- d_6) δ : 10.8 (s, 1H), 7.94 (dd, J = 2.4 and 9.1 Hz, 1H), 7.86 (bs, 3H), 7.74 (d, J = 2.4 Hz,
1H), 7.65 (s, 1H), 7.28 (d, J = 9.1 Hz, 1H), 6.66 (s, 1H), 4.20 (m, 2H), 3.67 (s, 3H), 3.15 (m,
2H), 2.50 (s, 3H).

Example 1.4: Preparation of 2,2-difluoro-benzo[1,3]dioxole-4-carboxylic acid [4-(2-amino-ethoxy)-3-(4-chloro-2-methyl-2H-pyrazol-3-yl)-phenyl]-amide trifluoroacetate (Compound 67).

The title compound was prepared in a similar manner as described in **Example 1.1**,
Step B. LCMS m/z (%) = 451.0 ($M+H$ ^{35}Cl , 100), 453.0 ($M+H$ ^{37}Cl , 31).

Example 1.5: Preparation of 4-bromo-thiophene-2-carboxylic acid [4-(2-amino-ethoxy)-3-(4-chloro-2-methyl-2H-pyrazol-3-yl)-phenyl]-amide trifluoroacetate (Compound 77).

The title compound was prepared in a similar manner as described in **Example 1.1**,
Step B LCMS m/z (%) = 455.3 ($M+H$ ^{35}Cl ^{79}Br , 74), 457.3 ($M+H$ ^{37}Cl ^{79}Br , 100), 459.3 ($M+H$
20 ^{37}Cl ^{81}Br , 24).

Example 1.6: Preparation of 3-chloro-6-fluoro-benzo[b]thiophene-2-carboxylic acid [4-(2-amino-ethoxy)-3-(4-chloro-2-methyl-2H-pyrazol-3-yl)-phenyl]-amide trifluoroacetate (Compound 82).

The title compound was prepared in a similar manner as described in **Example 1.1**,
25 **Step B.** LCMS m/z (%) = 479.1 ($M+H$ ^{35}Cl , 100), 481.1 ($M+H$ ^{37}Cl , 68). 1H NMR (400 MHz,
DMSO- d_6) δ : 10.6 (s, 1H), 8.13 (dd, J = 2.4 and 9.1 Hz, 1H), 8.00-7.83 (m, 6H), 7.66 (s, 1H),
7.52 (dt, J = 2.2 and 9.1 Hz, 1H), 7.31 (d, J = 9.0 Hz, 1H), 4.21 (m, 2H), 3.68 (s, 3H), 3.16 (m,
2H).

Example 1.7: Preparation of 3-methyl-benzofuran-2-carboxylic acid [4-(2-amino-ethoxy)-3-(4-chloro-2-methyl-2H-pyrazol-3-yl)-phenyl]-amide trifluoroacetate (Compound 87).

The title compound was prepared in a similar manner as described in **Example 1.1**, **Step**
B. LCMS m/z (%) = 424.9 ($M+H$ ^{35}Cl , 100), 426.9 ($M+H$ ^{37}Cl , 31).

Example 1.8: Preparation of cyclopentanecarboxylic acid [4-(2-amino-ethoxy)-3-(4-chloro-2-methyl-2H-pyrazol-3-yl)-phenyl]-amide trifluoroacetate (Compound 274).

The title compound was prepared in a similar manner as described in **Example 1.1**,
Step B. LCMS m/z (%) = 363.1 (M+H ^{35}Cl , 100), 365.1 (M+H ^{37}Cl , 31). ^1H NMR (400 MHz,
DMSO- d_6) δ : 9.95 (s, 1H), 7.87 (bs, 3H), 7.74 (dd, J = 2.4 and 9.1 Hz, 1H), 7.64 (s, 1H), 7.54
(d, J = 2.4 Hz, 1H), 7.20 (d, J = 9.0 Hz, 1H), 4.15 (m, 2H), 3.64 (s, 3H), 3.13 (m, 2H), 2.74 (m,
1H), 1.89-1.51 (m, 8H).

Example 1.9: Preparation of 5-tert-butyl-2-methyl-2H-pyrazole-3-carboxylic acid [4-(2-amino-ethoxy)-3-(4-chloro-2-methyl-2H-pyrazol-3-yl)-phenyl]-amide trifluoroacetate (Compound 283).

The title compound was prepared in a similar manner as described in **Example 1.1**,
Step B. LCMS m/z (%) = 431.3 (M+H ^{35}Cl , 100), 433.3 (M+H ^{37}Cl , 31).

Example 1.10: Preparation of 2,5-dichloro-thiophene-3-carboxylic acid [4-(2-amino-ethoxy)-3-(4-chloro-2-methyl-2H-pyrazol-3-yl)-phenyl]-amide trifluoroacetate (Compound 63).

The title compound was prepared in a similar manner as described in **Example 1.1**,
Step B. LCMS m/z (%) = 445.2 (M+H ^{35}Cl , 100), 447.2 (M+H ^{37}Cl , 99), 449.2 (M+H ^{37}Cl , 35).
 ^1H NMR (400 MHz, DMSO- d_6) δ : 10.4 (s, 1H), 7.86 (m, 4H), 7.65 (s, 1H), 7.62 (d, J = 2.4 Hz,
1H), 7.51 (s, 1H), 7.28 (d, J = 9.0 Hz, 1H), 4.19 (m, 2H), 3.66 (s, 3H), 3.16 (m, 2H).

Example 1.11: Preparation of 3,5-dimethyl-isoxazole-4-carboxylic acid [4-(2-amino-ethoxy)-3-(4-chloro-2-methyl-2H-pyrazol-3-yl)-phenyl]-amide trifluoroacetate (Compound 78).

The title compound was prepared in a similar manner as described in **Example 1.1**,
Step B. LCMS m/z (%) = 390.4 (M+H ^{35}Cl , 100), 392.4 (M+H ^{37}Cl , 31).

Example 1.12: Preparation of 1-phenyl-5-trifluoromethyl-1H-pyrazole-3-carboxylic acid [4-(2-amino-ethoxy)-3-(4-chloro-2-methyl-2H-pyrazol-3-yl)-phenyl]-amide trifluoroacetate (Compound 93).

The title compound was prepared in a similar manner as described in **Example 1.1**,
Step B. LCMS m/z (%) = 505.3 (M+H ^{35}Cl , 100), 507.3 (M+H ^{37}Cl , 31). ^1H NMR (400 MHz,
DMSO- d_6) δ : 10.6 (s, 1H), 8.31 (s, 1H), 7.88 (m, 4H), 7.66 (s, 1H), 7.62 (m, 4H), 7.53 (m, 2H),
7.29 (d, J = 9.1 Hz, 1H), 4.20 (m, 2H), 3.67 (s, 3H), 3.16 (m, 2H).

Example 1.13: Preparation of 2,2-difluoro-benzo[1,3]dioxole-5-carboxylic acid [4-(2-amino-ethoxy)-3-(4-chloro-2-methyl-2H-pyrazol-3-yl)-phenyl]-amide trifluoroacetate (Compound 6).

The title compound was prepared in a similar manner as described in **Example 1.1**,
5 **Step B.** LCMS m/z (%) = 451.0 (M+H ³⁵Cl, 100), 453.0 (M+H ³⁷Cl, 31).

Example 1.14: Preparation of 5-(4-chloro-phenyl)-2-trifluoromethyl-furan-3-carboxylic acid [4-(2-amino-ethoxy)-3-(4-chloro-2-methyl-2H-pyrazol-3-yl)-phenyl]-amide trifluoroacetate (Compound 12).

10 The title compound was prepared in a similar manner as described in **Example 1.1**,
Step B. LCMS m/z (%) = 539.4 (M+H ³⁵Cl, 100), 541.4 (M+H ³⁷Cl, 65).

Example 1.15: Preparation of 1-(4-chloro-phenyl)-5-trifluoromethyl-1H-pyrazole-4-carboxylic acid [4-(2-amino-ethoxy)-3-(4-chloro-2-methyl-2H-pyrazol-3-yl)-phenyl]-amide trifluoroacetate (Compound 18).

15 The title compound was prepared in a similar manner as described in **Example 1.1**,
Step B. LCMS m/z (%) = 539.4 (M+H ³⁵Cl, 100), 541.4 (M+H ³⁷Cl, 65). ¹H NMR (400 MHz, DMSO-*d*₆) δ: 10.6 (s, 1H), 8.34 (s, 1H), 7.87 (m, 4H), 7.70-7.58 (m, 6H), 7.29 (d, *J* = 9.1 Hz, 1H), 4.20 (m, 2H), 3.67 (s, 3H), 3.16 (m, 2H).

20 **Example 1.16: Preparation of 1,5-dimethyl-1H-pyrazole-3-carboxylic acid [4-(2-amino-ethoxy)-3-(4-chloro-2-methyl-2H-pyrazol-3-yl)-phenyl]-amide trifluoroacetate (Compound 24).**

The title compound was prepared in a similar manner as described in **Example 1.1**,
25 **Step B.** LCMS m/z (%) = 389.1 (M+H ³⁵Cl, 100), 391.1 (M+H ³⁷Cl, 31). ¹H NMR (400 MHz, DMSO-*d*₆) δ: 10.1 (s, 1H), 7.96 (dd, *J* = 2.5 and 9.1 Hz, 1H), 7.86 (bs, 3H), 7.78 (d, *J* = 2.4 Hz, 1H), 7.64 (s, 1H), 7.23 (d, *J* = 9.1 Hz, 1H), 6.53 (s, 1H), 4.18 (m, 2H), 3.83 (s, 3H), 3.67 (s, 3H), 3.15 (m, 2H), 2.30 (s, 3H).

30 **Example 1.17: Preparation of N-[4-(2-amino-ethoxy)-3-(4-chloro-2-methyl-2H-pyrazol-3-yl)-phenyl]-4-methoxy-3-methyl-benzamide trifluoroacetate (Compound 30).**

A solution of 4-methoxy-3-methylbenzoic acid (10 mg, 59 μmol), HATU (23 mg, 1.1 eq), and Et₃N (11 mg, 1.5 eq.) in DCM (1 mL) was stirred 20 min at 40° C. {2-[4-Amino-2-(4-chloro-2-methyl-2H-pyrazol-3-yl)-phenoxy]-ethyl}-carbamic acid tert-butyl ester (18 mg, 50 μmol) was added into the acid-HATU solution, and the reaction was stirred overnight at 40 C. The reaction was treated with TFA (~0.2 mL) and heated to ~90° C for 1 h. The reaction was filtered through a strong cation exchange resin to remove impurity, TFA, and tetramethyl urea,

and purified by prep-HPLC: Waters YMC ODS-ATM C18 column (5 μ , 4.6 x 50 mm), 5 % v/v CH₃CN (containing 0.05 % v/v TFA) in H₂O (containing 0.05 % v/v TFA) gradient to 60 % v/v CH₃CN in H₂O, 20 mL/ min. N-[4-(2-Amino-ethoxy)-3-(4-chloro-2-methyl-2H-pyrazol-3-yl)-phenyl]-4-methoxy-3-methyl-benzamide trifluoroacetate (14 mg, 69 %) was obtained as a white powder. LCMS m/z (%) = 415.3 (M+H ³⁵Cl, 100), 417.3 (M+H ³⁷Cl, 31). ¹H NMR (400 MHz, DMSO-*d*₆) δ : 10.1 (s, 1H), 7.93 (dd, *J* = 2.5 and 8.8 Hz, 1H), 7.91-7.82 (m, 4H), 7.79 (bs, 1H), 7.70 (d, *J* = 2.5 Hz, 1H), 7.65 (s, 1H), 7.27 (d, *J* = 9.0 Hz, 1H), 7.06 (d, *J* = 8.8 Hz, 1H), 4.19 (m, 2H), 3.86 (s, 3H), 3.67 (s, 3H), 3.16 (m, 2H), 2.21 (s, 3H).

Example 1.18: Preparation of N-[4-(2-amino-ethoxy)-3-(4-chloro-2-methyl-2H-pyrazol-3-yl)-phenyl]-3-bromo-4-methoxy-benzamide trifluoroacetate (Compound 198).

The title compound was prepared in a similar manner as described in **Example 1.17**. LCMS m/z (%) = 479.2 (M+H ³⁵Cl ⁷⁹Br, 77), 481.2 (M+H ³⁷Cl ⁷⁹Br, 100), 483.2 (M+H ³⁷Cl ⁸¹Br, 25).

Example 1.19: Preparation of N-[4-(2-amino-ethoxy)-3-(4-chloro-2-methyl-2H-pyrazol-3-yl)-phenyl]-3-fluoro-4-methoxy-benzamide trifluoroacetate (Compound 212).

The title compound was prepared in a similar manner as described in **Example 1.17**. LCMS m/z (%) = 419.2 (M+H ³⁵Cl, 100), 421.2 (M+H ³⁷Cl, 31).

Example 1.20: Preparation of N-[4-(2-amino-ethoxy)-3-(4-chloro-2-methyl-2H-pyrazol-3-yl)-phenyl]-2-fluoro-4-methoxy-benzamide trifluoroacetate (Compound 227).

The title compound was prepared in a similar manner as described in **Example 1.17**. LCMS m/z (%) = 419.0 (M+H ³⁵Cl, 100), 421.0 (M+H ³⁷Cl, 31). ¹H NMR (400 MHz, DMSO-*d*₆) δ : 10.2 (s, 1H), 7.94-7.85 (m, 4H), 7.68-7.61 (m, 3H), 7.27 (d, *J* = 9.0 Hz, 1H), 6.97 (dd, *J* = 2.2 and 12.6 Hz, 1H), 6.90 (dd, *J* = 2.4 and 8.8 Hz, 1H), 4.19 (m, 2H), 3.83 (s, 3H), 3.66 (s, 3H), 3.15 (m, 2H).

Example 1.21: Preparation of N-[4-(2-amino-ethoxy)-3-(4-chloro-2-methyl-2H-pyrazol-3-yl)-phenyl]-2,6-difluoro-4-methoxy-benzamide trifluoroacetate (Compound 242).

The title compound was prepared in a similar manner as described in **Example 1.17**. LCMS m/z (%) = 437.1 (M+H ³⁵Cl, 100), 439.1 (M+H ³⁷Cl, 31).

Example 1.22: Preparation of N-[4-(2-amino-ethoxy)-3-(4-chloro-2-methyl-2H-pyrazol-3-yl)-phenyl]-4-methoxy-3-trifluoromethyl-benzamide trifluoroacetate (Compound 258).

The title compound was prepared in a similar manner as described in **Example 1.17**. LCMS m/z (%) = 469.5 (M+H ³⁵Cl, 100), 471.5 (M+H ³⁷Cl, 31).

Example 1.23: Preparation of N-[4-(2-amino-ethoxy)-3-(4-chloro-2-methyl-2H-pyrazol-3-yl)-phenyl]-4-methoxy-2-methyl-benzamide trifluoroacetate (Compound 98)

The title compound was prepared in a similar manner as described in **Example 1.17**.

5 LCMS m/z (%) = 415.3 (M+H ³⁵Cl, 100), 417.3 (M+H ³⁷Cl, 31).

Example 1.24: Preparation of N-[4-(2-Amino-ethoxy)-3-(4-chloro-2-methyl-2H-pyrazol-3-yl)-phenyl]-3-fluoro-4-methoxy-benzamide trifluoroacetate (Compound 116).

The title compound was prepared in a similar manner as described in **Example 1.17**.

10 LCMS m/z (%) = 419.0 (M+H ³⁵Cl, 100), 421.0 (M+H ³⁷Cl, 31).

Example 1.25: Preparation of N-[4-(2-Amino-ethoxy)-3-(4-chloro-2-methyl-2H-pyrazol-3-yl)-phenyl]-2-fluoro-3-methoxy-benzamide trifluoroacetate (Compound 128).

The title compound was prepared in a similar manner as described in **Example 1.17**.

15 LCMS m/z (%) = 419.0 (M+H ³⁵Cl, 100), 421.0 (M+H ³⁷Cl, 31).

Example 1.26: Preparation of N-[4-(2-amino-ethoxy)-3-(4-chloro-2-methyl-2H-pyrazol-3-yl)-phenyl]-5-methoxy-2-(2,2,2-trifluoro-ethoxy)-benzamide trifluoroacetate (Compound 186).

20 The title compound was prepared in a similar manner as described in **Example 1.17**.

LCMS m/z (%) = 499.2 (M+H ³⁵Cl, 100), 501.2 (M+H ³⁷Cl, 31). ¹H NMR (400 MHz, DMSO-*d*₆) δ: 10.2 (s, 1H), 7.93-7.82 (m, 4H), 7.65 (s, 1H), 7.63 (d, *J* = 2.4 Hz, 1H), 7.28 (d, *J* = 9.1 Hz, 1H), 7.23 (d, *J* = 8.8 Hz, 1H), 7.14 (d, *J* = 2.8 Hz, 1H), 7.09 (dd, *J* = 2.8 and 8.8 Hz, 1H), 4.78 (q, *J* = 9.0 Hz, 2H), 4.19 (m, 2H), 3.77 (s, 3H), 3.67 (s, 3H), 3.15 (m, 2H).

25

Example 1.27: Preparation of benzo[1,3]dioxole-5-carboxylic acid [4-(2-amino-ethoxy)-3-(4-chloro-2-methyl-2H-pyrazol-3-yl)-phenyl]-amide trifluoroacetate (Compound 33).

The title compound was prepared in a similar manner as described in **Example 1.17**.

LCMS m/z (%) = 415.2 (M+H ³⁵Cl, 100), 417.2 (M+H ³⁷Cl, 31).

30

Example 1.28: Preparation of N-[4-(2-amino-ethoxy)-3-(4-chloro-2-methyl-2H-pyrazol-3-yl)-phenyl]-4-thiophen-2-yl-benzamide trifluoroacetate (Compound 35).

The title compound was prepared in a similar manner as described in **Example 1.17**.

35 LCMS m/z (%) = 453.1 (M+H ³⁵Cl, 100), 455.1 (M+H ³⁷Cl, 31). ¹H NMR (400 MHz, DMSO-*d*₆) δ: 10.3 (s, 1H), 8.01 (d, *J* = 11.0 Hz, 2H), 7.96 (dd, *J* = 2.6 and 8.8 Hz, 1H), 7.90-7.81 (m, 5H), 7.73 (d, *J* = 2.8 Hz, 1H), 7.69 (d, *J* = 2.8 Hz, 1H), 7.66 (m, 2H), 7.29 (d, *J* = 9.2 Hz, 1H), 7.19 (m, 1H), 4.21 (m, 2H), 3.68 (s, 3H), 3.16 (m, 2H).

Example 1.29: Preparation of adamantane-1-carboxylic acid [4-(2-amino-ethoxy)-3-(4-chloro-2-methyl-2H-pyrazol-3-yl)-phenyl]-amide trifluoroacetate.(Compound 37).

The title compound was prepared in a similar manner as described in **Example 1.1**,
5 **Step B.** LCMS m/z (%) = 429.0 ($M+H^{35}Cl$, 100), 431.0 ($M+H^{37}Cl$, 31). 1H NMR (400 MHz, DMSO- d_6) δ : 9.20 (s, 1H), 7.85 (m, 4H), 7.63 (s, 1H), 7.60 (d, J = 2.8 Hz, 1H), 7.20 (d, J = 9.2 Hz, 1H), 4.16 (m, 2H), 3.64 (s, 3H), 3.13 (bs, 2H), 2.00 (bs, 3H), 1.89 (m, 6H), 1.70 (bs, 6H).

Example 1.30: Preparation of pyridine-2-carboxylic acid [4-(2-amino-ethoxy)-3-(4-chloro-2-methyl-2H-pyrazol-3-yl)-phenyl]-amide trifluoroacetate (Compound 39).

The title compound was prepared in a similar manner as described in **Example 1.1**,
10 **Step B.** LCMS m/z (%) = 371.9 ($M+H^{35}Cl$, 100), 373.9 ($M+H^{37}Cl$, 31).

Example 1.31: Preparation of pyridine-3-carboxylic acid [4-(2-amino-ethoxy)-3-(4-chloro-2-methyl-2H-pyrazol-3-yl)-phenyl]-amide trifluoroacetate (Compound 43).

The title compound was prepared in a similar manner as described in **Example 1.1**,
15 **Step B.** LCMS m/z (%) = 371.8 ($M+H^{35}Cl$, 100), 373.8 ($M+H^{37}Cl$, 31).

Example 1.32: Preparation of pyridine-4-carboxylic acid [4-(2-amino-ethoxy)-3-(4-chloro-2-methyl-2H-pyrazol-3-yl)-phenyl]-amide trifluoroacetate (Compound 51).

The title compound was prepared in a similar manner as described in **Example 1.1**,
20 **Step B.** LCMS m/z (%) = 371.8 ($M+H^{35}Cl$, 100), 373.8 ($M+H^{37}Cl$, 31).

Example 1.33: Preparation of N-[4-(2-amino-ethoxy)-3-(4-chloro-2-methyl-2H-pyrazol-3-yl)-phenyl]-3-fluoro-isonicotinamide trifluoroacetate (Compound 61).

The title compound was prepared in a similar manner as described in **Example 1.1**,
25 **Step B.** LCMS m/z (%) = 390.1 ($M+H^{35}Cl$, 100), 392.1 ($M+H^{37}Cl$, 31).

Example 1.34: Preparation of N-[4-(2-amino-ethoxy)-3-(4-chloro-2-methyl-2H-pyrazol-3-yl)-phenyl]-5-bromo-nicotinamide trifluoroacetate (Compound 71).

The title compound was prepared in a similar manner as described in **Example 1.1**,
30 **Step B.** LCMS m/z (%) = 449.8 ($M+H^{35}Cl^{79}Br$, 74), 451.8 ($M+H^{37}Cl^{79}Br$, 100), 453.8 ($M+H^{37}Cl^{81}Br$, 24).

Example 1.35: Preparation of N-[4-(2-amino-ethoxy)-3-(4-chloro-2-methyl-2H-pyrazol-3-yl)-phenyl]-4-bromo-benzamide trifluoroacetate (Compound 91).

The title compound was prepared in a similar manner as described in **Example 1.1**,
Step B. LCMS m/z (%) = 448.9 ($M+H$ ^{35}Cl ^{79}Br , 74), 450.9 ($M+H$ ^{37}Cl ^{79}Br , 100), 452.9 ($M+H$ ^{37}Cl ^{81}Br , 24).

5 **Example 1.36: Preparation of N-[4-(2-amino-ethoxy)-3-(4-chloro-2-methyl-2H-pyrazol-3-yl)-phenyl]-3-dimethylamino-benzamide trifluoroacetate (Compound 5).**

The title compound was prepared in a similar manner as described in **Example 1.1**,
Step B. LCMS m/z (%) = 414.3 ($M+H$ ^{35}Cl , 100), 416.3 ($M+H$ ^{37}Cl , 31). 1H NMR (400 MHz, DMSO- d_6) δ : 10.2 (s, 1H), 7.96-7.84 (m, 4H), 7.71 (d, J = 2.8 Hz, 1H), 7.65 (s, 1H), 7.34-7.21
10 (m, 4H), 6.94 (d, J = 8.4 Hz, 1H), 4.20 (m, 2H), 3.67 (s, 3H), 3.15 (m, 2H), 2.96 (s, 6H).

Example 1.37: Preparation of N-[4-(2-amino-ethoxy)-3-(4-chloro-2-methyl-2H-pyrazol-3-yl)-phenyl]-4-dimethylamino-benzamide trifluoroacetate (Compound 11).

The title compound was prepared in a similar manner as described in **Example 1.1**,
15 **Step B**. LCMS m/z (%) = 414.2 ($M+H$ ^{35}Cl , 100), 416.2 ($M+H$ ^{37}Cl , 31).

Example 1.38: Preparation of N-[4-(2-amino-ethoxy)-3-(4-chloro-2-methyl-2H-pyrazol-3-yl)-phenyl]-4-cyano-benzamide trifluoroacetate (Compound 17).

The title compound was prepared in a similar manner as described in **Example 1.1**,
20 **Step B**. LCMS m/z (%) = 395.9 ($M+H$ ^{35}Cl , 100), 397.9 ($M+H$ ^{37}Cl , 31). 1H NMR (400 MHz, DMSO- d_6) δ : 10.6 (s, 1H), 8.12-7.80 (m, 8H), 7.72 (d, J = 2.8 Hz, 1H), 7.66 (s, 1H), 7.30 (d, J = 9.2 Hz, 1H), 4.21 (m, 2H), 3.67 (s, 3H), 3.16 (m, 2H).

25 **Example 1.39: Preparation of quinoline-2-carboxylic acid [4-(2-amino-ethoxy)-3-(4-chloro-2-methyl-2H-pyrazol-3-yl)-phenyl]-amide trifluoroacetate (Compound 23).**

The title compound was prepared in a similar manner as described in **Example 1.1**,
Step B. LCMS m/z (%) = 422.0 ($M+H$ ^{35}Cl , 100), 424.0 ($M+H$ ^{37}Cl , 31).

30 **Example 1.40: Preparation of N-[4-(2-amino-ethoxy)-3-(4-chloro-2-methyl-2H-pyrazol-3-yl)-phenyl]-4-ethyl-benzamide trifluoroacetate (Compound 31).**

The title compound was prepared in a similar manner as described in **Example 1.1**,
Step B. LCMS m/z (%) = 399.0 ($M+H$ ^{35}Cl , 100), 401.0 ($M+H$ ^{37}Cl , 31).

35 **Example 1.41: Preparation of N-[4-(2-amino-ethoxy)-3-(4-chloro-2-methyl-2H-pyrazol-3-yl)-phenyl]-2-phenoxy-nicotinamide trifluoroacetate (Compound 205).**

The title compound was prepared in a similar manner as described in **Example 1.1**,
Step B. LCMS m/z (%) = 464.1 ($M+H$ ^{35}Cl , 100), 466.1 ($M+H$ ^{37}Cl , 31). 1H NMR (400 MHz,

DMSO- d_6) δ : 10.6 (s, 1H), 8.23 (dd, $J = 2.0$ and 4.8 Hz, 1H), 8.10 (dd, $J = 2.0$ and 7.6 Hz, 1H), 7.90-7.83 (m, 4H), 7.69 (d, $J = 2.5$ Hz, 1H), 7.65 (s, 1H), 7.42 (t, $J = 7.8$ Hz, 2H), 7.30-7.18 (m, 5H), 4.19 (m, 2H), 3.65 (s, 3H), 3.15 (m, 2H).

5 **Example 1.42: Preparation of N-[4-(2-amino-ethoxy)-3-(4-chloro-2-methyl-2H-pyrazol-3-yl)-phenyl]-3-fluoro-4-methyl-benzamide trifluoroacetate (Compound 292).**

The title compound was prepared in a similar manner as described in **Example 1.1**,

Step B. LCMS m/z (%) = 403.1 ($M+H$ ^{35}Cl , 100), 405.1 ($M+H$ ^{37}Cl , 31).

10 **Example 1.43: Preparation of N-[4-(2-Amino-ethoxy)-3-(4-chloro-2-methyl-2H-pyrazol-3-yl)-phenyl]-4-chloro-3-fluoro-benzamide trifluoroacetate (Compound 304).**

The title compound was prepared in a similar manner as described in **Example 1.1**,

Step B. LCMS m/z (%) = 422.8 ($M+H$ ^{35}Cl , 100), 424.8 ($M+H$ ^{35}Cl ^{37}Cl , 64), 426.8 ($M+H$ ^{37}Cl , 23).

15

Example 1.44: Preparation of N-[4-(2-amino-ethoxy)-3-(4-chloro-2-methyl-2H-pyrazol-3-yl)-phenyl]-3,4-difluoro-benzamide trifluoroacetate (Compound 313).

The title compound was prepared in a similar manner as described in **Example 1.1**,

Step B. LCMS m/z (%) = 407.0 ($M+H$ ^{35}Cl , 100), 409.0 ($M+H$ ^{37}Cl , 31).

20

Example 1.45: Preparation of N-[4-(2-amino-ethoxy)-3-(4-chloro-2-methyl-2H-pyrazol-3-yl)-phenyl]-3,5-difluoro-benzamide trifluoroacetate (Compound 319).

The title compound was prepared in a similar manner as described in **Example 1.1**,

Step B. LCMS m/z (%) = 407.1 ($M+H$ ^{35}Cl , 100), 409.1 ($M+H$ ^{37}Cl , 31).

25

Example 1.46: Preparation of N-[4-(2-amino-ethoxy)-3-(4-chloro-2-methyl-2H-pyrazol-3-yl)-phenyl]-4-fluoro-3-trifluoromethyl-benzamide trifluoroacetate (Compound 197).

The title compound was prepared in a similar manner as described in **Example 1.1**,

Step B. LCMS m/z (%) = 457.1 ($M+H$ ^{35}Cl , 100), 459.1 ($M+H$ ^{37}Cl , 31). 1H NMR (400 MHz, DMSO- d_6) δ : 10.6 (s, 1H), 8.35 (m, 2H), 7.95-7.82 (m, 4H), 7.72 (m, 1H), 7.69 (d, $J = 2.4$ Hz, 1H), 7.66 (s, 1H), 7.39 (d, $J = 9.2$ Hz, 1H), 4.21 (m, 2H), 3.67 (s, 3H), 3.16 (m, 2H).

30

Example 1.47: Preparation of N-[4-(2-amino-ethoxy)-3-(4-chloro-2-methyl-2H-pyrazol-3-yl)-phenyl]-3-methoxy-4-methyl-benzamide trifluoroacetate (Compound 206).

The title compound was prepared in a similar manner as described in **Example 1.17**.

LCMS m/z (%) = 415.4 ($M+H$ ^{35}Cl , 100), 417.4 ($M+H$ ^{37}Cl , 31).

35

Example 1.48: Preparation of N-[4-(2-amino-ethoxy)-3-(4-chloro-2-methyl-2H-pyrazol-3-yl)-phenyl]-3-methoxy-2-methyl-benzamide trifluoroacetate (Compound 216).

The title compound was prepared in a similar manner as described in **Example 1.17**.

LCMS m/z (%) = 415.5 ($M+H$ ^{35}Cl , 100), 417.5 ($M+H$ ^{37}Cl , 31).

5

Example 1.49: Preparation of N-[4-(2-amino-ethoxy)-3-(4-chloro-2-methyl-2H-pyrazol-3-yl)-phenyl]-4-methoxy-3,5-dimethyl-benzamide trifluoroacetate (Compound 226).

The title compound was prepared in a similar manner as described in **Example 1.17**.

LCMS m/z (%) = 429.3 ($M+H$ ^{35}Cl , 100), 431.3 ($M+H$ ^{37}Cl , 31).

10

Example 1.50: Preparation of N-[4-(2-amino-ethoxy)-3-(4-chloro-2-methyl-2H-pyrazol-3-yl)-phenyl]-3-chloro-4-methoxy-benzamide trifluoroacetate (Compound 236).

The title compound was prepared in a similar manner as described in **Example 1.17**.

LCMS m/z (%) = 435.3 ($M+H$ ^{35}Cl , 100), 437.3 ($M+H$ ^{37}Cl , 64).

15

Example 1.51: Preparation of N-[4-(2-amino-ethoxy)-3-(4-chloro-2-methyl-2H-pyrazol-3-yl)-phenyl]-2-bromo-5-methoxy-benzamide trifluoroacetate (Compound 246).

The title compound was prepared in a similar manner as described in **Example 1.17**.

LCMS m/z (%) = 479.5 ($M+H$ ^{35}Cl ^{79}Br , 74), 481.5 ($M+H$ ^{37}Cl ^{79}Br , 100), 483.5 ($M+H$ ^{37}Cl ^{81}Br , 24). 1H NMR (400 MHz, DMSO- d_6) δ : 10.5 (s, 1H), 7.94-7.83 (m, 4H), 7.65 (s, 1H), 7.64 (d, J = 2.4 Hz, 1H), 7.59 (d, J = 8.8 Hz, 1H), 7.28 (d, J = 9.1 Hz, 1H), 7.14 (d, J = 2.8 Hz, 1H), 7.06 (dd, J = 2.8 and 8.8 Hz, 1H), 4.21 (m, 2H), 3.80 (s, 3H), 3.67 (s, 3H), 3.16 (m, 2H).

20

Example 1.52: Preparation of N-[4-(2-amino-ethoxy)-3-(4-chloro-2-methyl-2H-pyrazol-3-yl)-phenyl]-6-pyrrolidin-1-yl-nicotinamide trifluoroacetate (Compound 263).

The title compound was prepared in a similar manner as described in **Example 1.17**.

LCMS m/z (%) = 441.3 ($M+H$ ^{35}Cl , 100), 443.3 ($M+H$ ^{37}Cl , 31). 1H NMR (400 MHz, DMSO- d_6) δ : 10.2 (s, 1H), 8.66 (s, 1H), 8.14 (dd, J = 2.0 and 9.1 Hz, 1H), 7.94-7.86 (m, 4H), 7.68 (d, J = 2.8 Hz, 1H), 7.65 (s, 1H), 7.27 (d, J = 9.0 Hz, 1H), 6.72 (d, J = 8.8 Hz, 1H), 4.19 (m, 2H), 3.67 (s, 3H), 3.50 (m, 4H), 3.15 (m, 2H), 1.99 (m, 4H).

30

Example 1.53: Preparation of 1H-indole-2-carboxylic acid [4-(2-amino-ethoxy)-3-(4-chloro-2-methyl-2H-pyrazol-3-yl)-phenyl]-amide trifluoroacetate (Compound 103).

The title compound was prepared in a similar manner as described in **Example 1.17**.

LCMS m/z (%) = 410.4 ($M+H$ ^{35}Cl , 100), 412.4 ($M+H$ ^{37}Cl , 31). 1H NMR (400 MHz, DMSO- d_6) δ : 11.7 (s, 1H), 10.3 (s, 1H), 7.98 (dd, J = 3.0 and 8.8 Hz, 1H), 7.89 (bs, 3H), 7.77 (d, J = 2.8 Hz, 1H), 7.68 (d, J = 7.4 Hz, 1H), 7.67 (s, 1H), 7.46 (d, J = 8.4 Hz, 1H), 7.40 (bs, 1H), 7.30 (d, J

35

= 9.1 Hz, 1H), 7.22 (t, J = 7.8 Hz, 1H), 7.07 (t, J = 7.4 Hz, 1H), 4.21 (m, 2H), 3.69 (s, 3H), 3.16 (m, 2H).

Example 1.54: Preparation of 2-phenyl-5-trifluoromethyl-oxazole-4-carboxylic acid [4-(2-amino-ethoxy)-3-(4-chloro-2-methyl-2H-pyrazol-3-yl)-phenyl]-amide trifluoroacetate (Compound 127).

The title compound was prepared in a similar manner as described in **Example 1.17**.

LCMS m/z (%) = 506.2 ($M+H^{35}Cl$, 100), 508.2 ($M+H^{37}Cl$, 31).

Example 1.55: Preparation of 2,2-difluoro-cyclopropanecarboxylic acid [4-(2-amino-ethoxy)-3-(4-chloro-2-methyl-2H-pyrazol-3-yl)-phenyl]-amide trifluoroacetate (Compound 150).

The title compound was prepared in a similar manner as described in **Example 1.17**.

LCMS m/z (%) = 371.1 ($M+H^{35}Cl$, 100), 373.1 ($M+H^{37}Cl$, 31).

Example 1.56: Preparation of tetrahydro-furan-2-carboxylic acid [4-(2-amino-ethoxy)-3-(4-chloro-2-methyl-2H-pyrazol-3-yl)-phenyl]-amide trifluoroacetate (Compound 174).

The title compound was prepared in a similar manner as described in **Example 1.17**.

LCMS m/z (%) = 365.1 ($M+H^{35}Cl$, 100), 367.1 ($M+H^{37}Cl$, 31).

Example 1.57: Preparation of 4-trifluoromethyl-cyclohexanecarboxylic acid [4-(2-amino-ethoxy)-3-(4-chloro-2-methyl-2H-pyrazol-3-yl)-phenyl]-amide trifluoroacetate (Compound 303).

The title compound was prepared in a similar manner as described in **Example 1.17**.

LCMS m/z (%) = 445.3 ($M+H^{35}Cl$, 100), 447.3 ($M+H^{37}Cl$, 31).

Example 1.58: Preparation of thiophene-2-carboxylic acid [4-(2-amino-ethoxy)-3-(4-chloro-2-methyl-2H-pyrazol-3-yl)-phenyl]-amide trifluoroacetate (Compound 315).

The title compound was prepared in a similar manner as described in **Example 1.17**.

LCMS m/z (%) = 377.0 ($M+H^{35}Cl$, 100), 379.0 ($M+H^{37}Cl$, 31).

Example 1.59: Preparation of 3-ethoxy-thiophene-2-carboxylic acid [4-(2-amino-ethoxy)-3-(4-chloro-2-methyl-2H-pyrazol-3-yl)-phenyl]-amide trifluoroacetate (Compound 195).

The title compound was prepared in a similar manner as described in **Example 1.17**.

LCMS m/z (%) = 421.1 ($M+H^{35}Cl$, 100), 423.1 ($M+H^{37}Cl$, 31).

Example 1.60: Preparation of 1-methyl-1H-pyrrole-2-carboxylic acid [4-(2-amino-ethoxy)-3-(4-chloro-2-methyl-2H-pyrazol-3-yl)-phenyl]-amide trifluoroacetate (Compound 209).

The title compound was prepared in a similar manner as described in **Example 1.17**.

LCMS m/z (%) = 374.0 ($M+H^{35}Cl$, 100), 376.0 ($M+H^{37}Cl$, 31).

5

Example 1.61: Preparation of 3-methyl-isoxazole-4-carboxylic acid [4-(2-amino-ethoxy)-3-(4-chloro-2-methyl-2H-pyrazol-3-yl)-phenyl]-amide trifluoroacetate (Compound 224).

The title compound was prepared in a similar manner as described in **Example 1.17**.

LCMS m/z (%) = 376.0 ($M+H^{35}Cl$, 100), 378.0 ($M+H^{37}Cl$, 31).

10

Example 1.62: Preparation of 5-methyl-isoxazole-4-carboxylic acid [4-(2-amino-ethoxy)-3-(4-chloro-2-methyl-2H-pyrazol-3-yl)-phenyl]-amide trifluoroacetate (Compound 244).

The title compound was prepared in a similar manner as described in **Example 1.17**.

LCMS m/z (%) = 376.2 ($M+H^{35}Cl$, 100), 378.2 ($M+H^{37}Cl$, 31). 1H NMR (400 MHz, DMSO- d_6) δ : 11.5 (s, 1H), 7.83 (bs, 4H), 7.62 (s, 1H), 7.59 (dd, J = 2.4 and 9.1 Hz, 1H), 7.50 (d, J = 2.8 Hz, 1H), 7.18 (d, J = 9.1 Hz, 1H), 4.14 (m, 2H), 3.65 (s, 3H), 3.12 (m, 2H), 2.10 (s, 3H).

15

Example 1.63: Preparation of 2-ethyl-5-methyl-2H-pyrazole-3-carboxylic acid [4-(2-amino-ethoxy)-3-(4-chloro-2-methyl-2H-pyrazol-3-yl)-phenyl]-amide trifluoroacetate (Compound 267).

20

The title compound was prepared in a similar manner as described in **Example 1.17**.

LCMS m/z (%) = 403.2 ($M+H^{35}Cl$, 100), 405.2 ($M+H^{37}Cl$, 31).

Example 1.64: Preparation of 1-methyl-1H-imidazole-4-carboxylic acid [4-(2-amino-ethoxy)-3-(4-chloro-2-methyl-2H-pyrazol-3-yl)-phenyl]-amide trifluoroacetate (Compound 107).

25

The title compound was prepared in a similar manner as described in **Example 1.17**.

LCMS m/z (%) = 375.5 ($M+H^{35}Cl$, 100), 377.5 ($M+H^{37}Cl$, 31). 1H NMR (400 MHz, DMSO- d_6) δ : 10.1 (s, 1H), 8.00-7.74 (m, 7H), 7.64 (s, 1H), 7.24 (d, J = 9.1 Hz, 1H), 4.18 (m, 2H), 3.75 (s, 3H), 3.67 (s, 3H), 3.14 (m, 2H).

30

Example 1.65: Preparation of thiazole-4-carboxylic acid [4-(2-amino-ethoxy)-3-(4-chloro-2-methyl-2H-pyrazol-3-yl)-phenyl]-amide trifluoroacetate (Compound 119).

The title compound was prepared in a similar manner as described in **Example 1.17**.

LCMS m/z (%) = 378.0 ($M+H^{35}Cl$, 100), 380.0 ($M+H^{37}Cl$, 31).

35

Example 1.66: Preparation of 4-methyl-thiazole-5-carboxylic acid [4-(2-amino-ethoxy)-3-(4-chloro-2-methyl-2H-pyrazol-3-yl)-phenyl]-amide trifluoroacetate (Compound 137).

The title compound was prepared in a similar manner as described in **Example 1.17**.

LCMS m/z (%) = 391.9 ($M+H$ ^{35}Cl , 100), 393.9 ($M+H$ ^{37}Cl , 31).

5

Example 1.67: Preparation of N-[4-(2-amino-ethoxy)-3-(4-chloro-2-methyl-2H-pyrazol-3-yl)-phenyl]-2,2-dimethyl-propionamide trifluoroacetate (Compound 171).

The title compound was prepared in a similar manner as described in **Example 1.1**,

Step B LCMS m/z (%) = 351.3 ($M+H$ ^{35}Cl , 100), 353.3 ($M+H$ ^{37}Cl , 31).

10

Example 1.68: Preparation of N-[4-(2-amino-ethoxy)-3-(4-chloro-2-methyl-2H-pyrazol-3-yl)-phenyl]-2,4,5-trifluoro-3-methoxy-benzamide trifluoroacetate (Compound 189).

The title compound was prepared in a similar manner as described in **Example 1.17**.

LCMS m/z (%) = 455.3 ($M+H$ ^{35}Cl , 100), 457.3 ($M+H$ ^{37}Cl , 31).

15

Example 1.69: Preparation of 4,4-difluoro-cyclohexanecarboxylic acid [4-(2-amino-ethoxy)-3-(4-chloro-2-methyl-2H-pyrazol-3-yl)-phenyl]-amide trifluoroacetate (Compound 332).

The title compound was prepared in a similar manner as described in **Example 1.17**.

20 LCMS m/z (%) = 413.3 ($M+H$ ^{35}Cl , 100), 415.3 ($M+H$ ^{37}Cl , 31). 1H NMR (400 MHz, DMSO- d_6) δ : 12.3 (bs, 1H), 10.0 (s, 1H), 7.90 (bs, 2H), 7.74 (dd, J = 2.6 and 9.1 Hz, 1H), 7.63 (s, 1H), 7.54 (d, J = 2.8 Hz, 1H), 7.21 (d, J = 9.1 Hz, 1H), 4.16 (m, 2H), 3.63 (s, 3H), 3.13 (bs, 2H), 2.42 (m, 1H), 2.14-1.60 (m, 8H).

25 **Example 1.70: Preparation of 3-methyl-thiophene-2-carboxylic acid [4-(2-amino-ethoxy)-3-(4-chloro-2-methyl-2H-pyrazol-3-yl)-phenyl]-amide trifluoroacetate (Compound 49).**

The title compound was prepared in a similar manner as described in **Example 1.17**.

LCMS m/z (%) = 391.0 ($M+H$ ^{35}Cl , 100), 393.0 ($M+H$ ^{37}Cl , 64).

30 **Example 1.71: Preparation of 5-methyl-thiophene-2-carboxylic acid [4-(2-amino-ethoxy)-3-(4-chloro-2-methyl-2H-pyrazol-3-yl)-phenyl]-amide trifluoroacetate (Compound 64).**

The title compound was prepared in a similar manner as described in **Example 1.17**.

LCMS m/z (%) = 391.0 ($M+H$ ^{35}Cl , 100), 393.0 ($M+H$ ^{37}Cl , 64).

35 **Example 1.72: Preparation of 5-chloro-thiophene-2-carboxylic acid [4-(2-amino-ethoxy)-3-(4-chloro-2-methyl-2H-pyrazol-3-yl)-phenyl]-amide trifluoroacetate (Compound 74).**

The title compound was prepared in a similar manner as described in **Example 1.17**.
LCMS m/z (%) = 411.1 ($M+H$ ^{35}Cl , 100), 413.1 ($M+H$ ^{37}Cl , 64). 1H NMR (400 MHz, DMSO- d_6) δ : 10.3 (s, 1H), 7.90-7.81 (m, 5H), 7.65 (s, 1H), 7.61 (m, 1H), 7.28 (m, 1H), 7.24 (d, J = 4.0 Hz, 1H), 4.23 (m, 2H), 3.66 (s, 3H), 3.15 (m, 2H).

5

Example 1.73: Preparation of 4,5-dichloro-isothiazole-3-carboxylic acid [4-(2-amino-ethoxy)-3-(4-chloro-2-methyl-2H-pyrazol-3-yl)-phenyl]-amide trifluoroacetate (Compound 84).

The title compound was prepared in a similar manner as described in **Example 1.17**.
LCMS m/z (%) = 446.1 ($M+H$ ^{35}Cl , 99), 448.1 ($M+H$ ^{37}Cl , 100), 450.1 ($M+H$ ^{37}Cl , 36). 1H NMR (400 MHz, DMSO- d_6) δ : 10.9 (s, 1H), 7.90-7.82 (m, 4H), 7.71 (d, J = 2.4 Hz, 1H), 7.65 (s, 1H), 7.29 (d, J = 9.0 Hz, 1H), 4.21 (m, 2H), 3.67 (s, 3H), 3.16 (m, 2H).

10

Example 1.74: Preparation of 5-chloro-1-methyl-3-trifluoromethyl-1H-pyrazole-4-carboxylic acid [4-(2-amino-ethoxy)-3-(4-chloro-2-methyl-2H-pyrazol-3-yl)-phenyl]-amide trifluoroacetate (Compound 94).

15

The title compound was prepared in a similar manner as described in **Example 1.17**.
LCMS m/z (%) = 477.3 ($M+H$ ^{35}Cl , 100), 479.3 ($M+H$ ^{37}Cl , 63).

20

Example 1.75: Preparation of 5-isopropyl-2H-pyrazole-3-carboxylic acid [4-(2-amino-ethoxy)-3-(4-chloro-2-methyl-2H-pyrazol-3-yl)-phenyl]-amide trifluoroacetate (Compound 278).

The title compound was prepared in a similar manner as described in **Example 1.17**.
LCMS m/z (%) = 403.1 ($M+H$ ^{35}Cl , 100), 405.1 ($M+H$ ^{37}Cl , 31).

25

Example 1.76: Preparation of 5-methyl-1H-pyrazole-3-carboxylic acid [4-(2-amino-ethoxy)-3-(4-chloro-2-methyl-2H-pyrazol-3-yl)-phenyl]-amide trifluoroacetate (Compound 284).

The title compound was prepared in a similar manner as described in **Example 1.17**.
LCMS m/z (%) = 375.3 ($M+H$ ^{35}Cl , 100), 377.3 ($M+H$ ^{37}Cl , 31).

30

Example 1.77: Preparation of 4-chloro-1-ethyl-1H-pyrazole-3-carboxylic acid [4-(2-amino-ethoxy)-3-(4-chloro-2-methyl-2H-pyrazol-3-yl)-phenyl]-amide trifluoroacetate (Compound 296).

35

The title compound was prepared in a similar manner as described in **Example 1.17**.
LCMS m/z (%) = 422.9 ($M+H$ ^{35}Cl , 100), 424.9 ($M+H$ ^{37}Cl , 64).

Example 1.78: Preparation of N-[4-(2-amino-ethoxy)-3-(4-chloro-2-methyl-2H-pyrazol-3-yl)-phenyl]-2-methylsulfanyl-nicotinamide trifluoroacetate (Compound 305)

The title compound was prepared in a similar manner as described in **Example 1.17**.

LCMS m/z (%) = 417.7 ($M+H^{35}Cl$, 100), 419.7 ($M+H^{37}Cl$, 31).

5

Example 1.79: Preparation of benzo[c]isoxazole-3-carboxylic acid [4-(2-amino-ethoxy)-3-(4-chloro-2-methyl-2H-pyrazol-3-yl)-phenyl]-amide trifluoroacetate (Compound 317)

The title compound was prepared in a similar manner as described in **Example 1.17**.

LCMS m/z (%) = 411.9 ($M+H^{35}Cl$, 100), 413.9 ($M+H^{37}Cl$, 31). 1H NMR (400 MHz, DMSO- d_6) δ : 11.2 (s, 1H), 8.01 (m, 2H), 7.95-7.75 (m, 5H), 7.67 (s, 1H), 7.54 (m, 1H), 7.33 (m, 2H), 4.23 (m, 2H), 3.69 (s, 3H), 3.18 (m, 2H).

10

Example 1.80: Preparation of 2,3-dihydro-benzo[1,4]dioxine-5-carboxylic acid [4-(2-amino-ethoxy)-3-(4-chloro-2-methyl-2H-pyrazol-3-yl)-phenyl]-amide trifluoroacetate (Compound 203)

15

The title compound was prepared in a similar manner as described in **Example 1.17**.

LCMS m/z (%) = 429.2 ($M+H^{35}Cl$, 100), 431.2 ($M+H^{37}Cl$, 31).

Example 1.81: Preparation of 4-methyl-3,4-dihydro-2H-benzo[1,4]oxazine-7-carboxylic acid [4-(2-amino-ethoxy)-3-(4-chloro-2-methyl-2H-pyrazol-3-yl)-phenyl]-amide trifluoroacetate (Compound 223).

20

The title compound was prepared in a similar manner as described in **Example 1.17**.

LCMS m/z (%) = 442.4 ($M+H^{35}Cl$, 100), 444.4 ($M+H^{37}Cl$, 31).

Example 1.82: Preparation of N-[4-(2-amino-ethoxy)-3-(4-chloro-2-methyl-2H-pyrazol-3-yl)-phenyl]-6-morpholin-4-yl-nicotinamide trifluoroacetate (Compound 140).

25

The title compound was prepared in a similar manner as described in **Example 1.17**.

LCMS m/z (%) = 457.3 ($M+H^{35}Cl$, 100), 459.3 ($M+H^{37}Cl$, 31). 1H NMR (400 MHz, DMSO- d_6) δ : 10.1 (s, 1H), 8.74 (d, J = 2.0 Hz, 1H), 8.10 (dd, J = 2.4 and 9.1 Hz, 1H), 7.91 (dd, J = 2.8 and 9.1 Hz, 1H), 7.86 (bs, 3H), 7.69 (d, J = 2.4 Hz, 1H), 7.65 (s, 1H), 7.26 (d, J = 9.0 Hz, 1H), 6.93 (d, J = 9.1 Hz, 1H), 4.18 (m, 2H), 3.69 (m, 4H), 3.67 (s, 3H), 3.60 (m, 4H), 3.15 (m, 2H).

30

Example 1.83: Preparation of N-[4-(2-amino-ethoxy)-3-(4-chloro-2-methyl-2H-pyrazol-3-yl)-phenyl]-3-(1,1,2,2-tetrafluoro-ethoxy)-benzamide trifluoroacetate (Compound 46).

35

The title compound was prepared in a similar manner as described in **Example 1.17**.

LCMS m/z (%) = 487.4 ($M+H^{35}Cl$, 100), 489.4 ($M+H^{37}Cl$, 31). 1H NMR (400 MHz, DMSO- d_6) δ : 10.4 (s, 1H), 8.05 (d, J = 8.8 Hz, 2H), 7.95-7.86 (m, 4H), 7.71 (d, J = 2.4 Hz, 1H), 7.65 (s,

1H), 7.45 (d, $J = 8.8$ Hz, 2H), 7.29 (d, $J = 9.1$ Hz, 1H), 6.86 (tt, $J = 3.0$ and 51 Hz, 1H), 4.20 (m, 2H), 3.67 (s, 3H), 3.15 (m, 2H).

Example 1.84: Preparation of N-[4-(2-amino-ethoxy)-3-(4-chloro-2-methyl-2H-pyrazol-3-yl)-phenyl]-3-ethoxy-benzamide trifluoroacetate (Compound 56).

The title compound was prepared in a similar manner as described in **Example 1.17**.

LCMS m/z (%) = 415.5 ($M+H$ ^{35}Cl , 100), 417.5 ($M+H$ ^{37}Cl , 31).

Example 1.85: Preparation of N-[4-(2-amino-ethoxy)-3-(4-chloro-2-methyl-2H-pyrazol-3-yl)-phenyl]-4-isopropoxy-benzamide trifluoroacetate (Compound 66).

The title compound was prepared in a similar manner as described in **Example 1.17**.

LCMS m/z (%) = 429.5 ($M+H$ ^{35}Cl , 100), 431.5 ($M+H$ ^{37}Cl , 31).

Example 1.86: Preparation of 2-bromo-4-methyl-thiazole-5-carboxylic acid [4-(2-amino-ethoxy)-3-(4-chloro-2-methyl-2H-pyrazol-3-yl)-phenyl]-amide trifluoroacetate (Compound 86).

The title compound was prepared in a similar manner as described in **Example 1.17**.

LCMS m/z (%) = 470.1 ($M+H$ ^{35}Cl ^{79}Br , 74), 472.1 ($M+H$ ^{37}Cl ^{79}Br , 100), 474.1 ($M+H$ ^{37}Cl ^{81}Br , 24).

20

Example 1.87: Preparation of 2,4-dimethyl-thiazole-5-carboxylic acid [4-(2-amino-ethoxy)-3-(4-chloro-2-methyl-2H-pyrazol-3-yl)-phenyl]-amide trifluoroacetate (Compound 3).

The title compound was prepared in a similar manner as described in **Example 1.17**.

25 LCMS m/z (%) = 406.2 ($M+H$ ^{35}Cl , 100), 408.2 ($M+H$ ^{37}Cl , 31).

Example 1.88: Preparation of 4,5-dimethyl-furan-2-carboxylic acid [4-(2-amino-ethoxy)-3-(4-chloro-2-methyl-2H-pyrazol-3-yl)-phenyl]-amide trifluoroacetate (Compound 9).

The title compound was prepared in a similar manner as described in **Example 1.17**.

30 LCMS m/z (%) = 389.1 ($M+H$ ^{35}Cl , 100), 391.1 ($M+H$ ^{37}Cl , 31).

Example 1.89: Preparation of N-[4-(2-amino-ethoxy)-3-(4-chloro-2-methyl-2H-pyrazol-3-yl)-phenyl]-5-methyl-nicotinamide trifluoroacetate (Compound 15).

The title compound was prepared in a similar manner as described in **Example 1.17**.

35 LCMS m/z (%) = 386.4 ($M+H$ ^{35}Cl , 100), 388.4 ($M+H$ ^{37}Cl , 31).

Example 1.90: Preparation of N-[4-(2-amino-ethoxy)-3-(4-chloro-2-methyl-2H-pyrazol-3-yl)-phenyl]-3-cyclopentyloxy-4-methoxy-benzamide trifluoroacetate (Compound 21).

The title compound was prepared in a similar manner as described in **Example 1.17**.

LCMS m/z (%) = 485.3 (M+H ³⁵Cl, 100), 487.3 (M+H ³⁷Cl, 31). ¹H NMR (400 MHz, DMSO-*d*₆) δ: 10.1 (s, 1H), 7.97-7.89 (m, 4H), 7.70 (d, *J* = 2.4 Hz, 1H), 7.66 (s, 1H), 7.61 (dd, *J* = 2.0 and 8.8 Hz, 1H), 7.50 (d, *J* = 2.4 Hz, 1H), 7.27 (d, *J* = 9.0 Hz, 1H), 7.09 (d, *J* = 9.1 Hz, 1H), 4.87 (m, 1H), 4.20 (m, 2H), 3.82 (s, 3H), 3.67 (s, 3H), 3.16 (m, 2H), 1.89 (m, 2H), 1.73 (m, 4H), 1.59 (m, 2H).

Example 1.91: Preparation of 6-oxo-1,6-dihydro-pyridazine-3-carboxylic acid [4-(2-amino-ethoxy)-3-(4-chloro-2-methyl-2H-pyrazol-3-yl)-phenyl]-amide trifluoroacetate (Compound 29).

The title compound was prepared in a similar manner as described in **Example 1.17**.

LCMS m/z (%) = 389.3 (M+H ³⁵Cl, 100), 391.3 (M+H ³⁷Cl, 31).

Example 1.92: Preparation of 5-methyl-pyrazine-2-carboxylic acid [4-(2-amino-ethoxy)-3-(4-chloro-2-methyl-2H-pyrazol-3-yl)-phenyl]-amide trifluoroacetate (Compound 201).

The title compound was prepared in a similar manner as described in **Example 1.17**.

LCMS m/z (%) = 387.3 (M+H ³⁵Cl, 100), 389.3 (M+H ³⁷Cl, 31).

Example 1.93: Preparation of cinnoline-4-carboxylic acid [4-(2-amino-ethoxy)-3-(4-chloro-2-methyl-2H-pyrazol-3-yl)-phenyl]-amide trifluoroacetate (Compound 289).

The title compound was prepared in a similar manner as described in **Example 1.17**.

LCMS m/z (%) = 423.1 (M+H ³⁵Cl, 100), 425.1 (M+H ³⁷Cl, 31).

Example 1.94: Preparation of 6-oxo-6H-pyran-3-carboxylic acid [4-(2-amino-ethoxy)-3-(4-chloro-2-methyl-2H-pyrazol-3-yl)-phenyl]-amide trifluoroacetate (Compound 301).

The title compound was prepared in a similar manner as described in **Example 1.17**.

LCMS m/z (%) = 389.2 (M+H ³⁵Cl, 100), 391.2 (M+H ³⁷Cl, 31).

Example 1.95: Preparation of 1H-benzotriazole-5-carboxylic acid [4-(2-amino-ethoxy)-3-(4-chloro-2-methyl-2H-pyrazol-3-yl)-phenyl]-amide trifluoroacetate (Compound 310).

The title compound was prepared in a similar manner as described in **Example 1.17**.

LCMS m/z (%) = 412.1 (M+H ³⁵Cl, 100), 414.1 (M+H ³⁷Cl, 31).

Example 1.96: Preparation of N-[4-(2-amino-ethoxy)-3-(4-chloro-2-methyl-2H-pyrazol-3-yl)-phenyl]-4-(1,1-dioxo-1 λ ⁶-thiomorpholin-4-ylmethyl)-benzamide trifluoroacetate (Compound 316).

The title compound was prepared in a similar manner as described in **Example 1.17**.

5 LCMS m/z (%) = 518.4 (M+H ³⁵Cl, 100), 520.4 (M+H ³⁷Cl, 31). ¹H NMR (400 MHz, DMSO-*d*₆) δ : 10.3 (s, 1H), 7.93 (d, *J* = 8.2 Hz, 2H), 7.88 (bs, 4H), 7.72 (d, *J* = 2.4 Hz, 1H), 7.65 (s, 1H), 7.51 (d, *J* = 8.8 Hz, 2H), 7.28 (d, *J* = 9.1 Hz, 1H), 4.19 (m, 2H), 3.86 (bs, 2H), 3.67 (s, 3H), 3.18 (m, 6H), 2.98 (m, 4H).

10 **Example 1.97: Preparation of 1-methyl-3-trifluoromethyl-1H-pyrazole-4-carboxylic acid [4-(2-amino-ethoxy)-3-(4-chloro-2-methyl-2H-pyrazol-3-yl)-phenyl]-amide trifluoroacetate (Compound 192).**

The title compound was prepared in a similar manner as described in **Example 1.17**.

LCMS m/z (%) = 443.1 (M+H ³⁵Cl, 100), 445.1 (M+H ³⁷Cl, 31).

15

Example 2: Preparation of Compounds.

Example 2.1: Preparation of Isoxazole-5-carboxylic acid [4-(2-amino-ethoxy)-3-(2-methyl-2H-pyrazol-3-yl)-phenyl]-amide (Compound 106).

20 **Step A: Preparation of the intermediate tert-butyl 2-(4-amino-2-(1-methyl-1H-pyrazol-5-yl)phenoxy)ethylcarbamate.**

4-amino-2-(1-methyl-1H-pyrazol-5-yl)phenol (2g, 10.6mmol) was dissolved in acetone (100mL). Tert-butyl 2-bromoethylcarbamate (4.74g, 21.2mmol) and potassium carbonate (2.92g, 21.2 mmol) were then added to the solution. The reaction was refluxed for 15 hours at 60°C. After the reaction was completed, the reaction mixture was filtered, concentrated, and
25 dissolved in CH₂Cl₂. The unreacted 4-amino-2-(1-methyl-1H-pyrazol-5-yl)phenol was removed from the product through extraction with 1N NaOH. The product was purified by column chromatography (40% EtOAc/ 60% Hexanes) to yield tert-butyl 2-(4-amino-2-(1-methyl-1H-pyrazol-5-yl)phenoxy)ethylcarbamate (1.56g, 4.70 mmol, 44.4%) as a white solid. LCMS m/z (%) = 333 (M+H). ¹H NMR (400 MHz, CDCl₃) δ ppm 1.42 (s, 9 H), 3.33 (q, *J*=5.31 Hz, 2 H),
30 3.55 (s, 2 H), 3.74 (s, 3 H), 3.90 (t, *J*=5.05 Hz, 2 H), 4.63 (br. s., 1 H), 6.22 (d, *J*=1.77 Hz, 1 H), 6.61 (d, *J*=3.03 Hz, 1 H), 6.73 (dd, *J*=8.84, 2.78 Hz, 1 H), 6.84 (d, *J*=8.84 Hz, 1 H), 7.51 (d, *J*=1.77 Hz, 1 H).

Step B: Preparation of Isoxazole-5-carboxylic acid [4-(2-amino-ethoxy)-3-(2-methyl-2H-pyrazol-3-yl)-phenyl]-amide trifluoroacetate (Compound 106).

35 To a solution of tert-butyl 2-(4-amino-2-(1-methyl-1H-pyrazol-5-yl)phenoxy)ethylcarbamate (20mg, 60 μ mol) in CH₂Cl₂ (0.5mL) was added isoxazole-5-carbonyl chloride (12mg, 90 μ mol) and Et₃N (20 μ l, 144 μ mol). The reaction mixture was stirred for 4~5 hours at

room temperature. Then, TFA (1mL) was added to the solution and heated for one hour at 90°C in order to remove the Boc-protecting group from the amine. The solvent was evaporated, the resulting oil was dissolved in DMSO (1mL) and purified by Prep LC/MS to yield isoxazole-5-carboxylic acid [4-(2-amino-ethoxy)-3-(2-methyl-2H-pyrazol-3-yl)-phenyl]-amide (12.2mg, 0.037mmol, 60.6 %) as a white solid. LCMS m/z (%) = 328 (M+H). ¹H NMR (400 MHz, DMSO-*d*₆) δ ppm 3.17 (s, 2 H), 3.72 (s, 3 H), 4.20 (t, *J*=5.43 Hz, 2 H), 6.38 (d, *J*=1.77 Hz, 1 H), 7.25 (d, *J*=1.77 Hz, 1 H), 7.27 (s, 1 H), 7.50 (d, *J*=1.77 Hz, 1 H), 7.71 (d, *J*=2.53 Hz, 1 H), 7.87 (br. s., 3 H), 7.87 (dd, *J*=8.97, 2.65 Hz, 1 H), 8.84 (d, *J*=1.77 Hz, 1 H), 10.82 (s, 1 H).

Example 2.2: Preparation of Benzo[1,3]dioxole-5-carboxylic acid [4-(2-amino-ethoxy)-3-(2-methyl-2H-pyrazol-3-yl)-phenyl]-amide (Compound 121).

The title compound was prepared in a similar manner as described in **Example 2.1, Step B** to give a white solid. LCMS m/z (%) = 381 (M+H). ¹H NMR (400 MHz, MeOH-*d*₄) δ ppm 3.28 - 3.31 (m, 2 H), 3.80 (s, 3 H), 4.26 (t, *J*=5.18 Hz, 2 H), 6.08 (s, 2 H), 6.41 (d, *J*=2.02 Hz, 1 H), 6.96 (d, *J*=8.34 Hz, 1 H), 7.24 (d, *J*=9.09 Hz, 1 H), 7.44 (d, *J*=1.77 Hz, 1 H), 7.53 - 7.59 (m, 2 H), 7.64 (t, *J*=2.78 Hz, 1 H), 7.77 - 7.86 (m, 1 H), 10.06 (s, 1 H).

Example 2.3: Preparation of N-[4-(2-Amino-ethoxy)-3-(2-methyl-2H-pyrazol-3-yl)-phenyl]-4-bromo-3-methyl-benzamide (Compound 129).

The title compound was prepared in a similar manner as described in **Example 2.1, Step B** to give a white solid. LCMS m/z (%) = 429 (M+H). ¹H NMR (400 MHz, DMSO-*d*₆) δ ppm 2.44 (s, 3H), 3.17 (q, *J*=5.56 Hz, 2 H), 3.71 (s, 3 H), 4.18 (t, *J*=5.56 Hz, 2 H), 6.36 (d, *J*=1.77 Hz, 1 H), 7.24 (d, *J*=8.84 Hz, 1 H), 7.49 (d, *J*=1.77 Hz, 1 H), 7.68 - 7.72 (m, 2 H), 7.77 (d, *J*=8.34 Hz, 1 H), 7.89 (br. s., 3 H), 7.86 (dd, *J*=8.97, 2.65 Hz, 1 H), 7.93 (d, *J*=2.02 Hz, 1 H), 10.33 (s, 1 H).

Example 2.4: Preparation of Naphthalene-2-carboxylic acid [4-(2-amino-ethoxy)-3-(2-methyl-2H-pyrazol-3-yl)-phenyl]-amide (Compound 152).

The title compound was prepared in a similar manner as described in **Example 2.1, Step B** to give a white solid. LCMS m/z (%) = 387 (M+H). ¹H NMR (400 MHz, DMSO-*d*₆) δ ppm 3.18 (q, *J*=5.31 Hz, 2 H), 3.74 (s, 3 H), 4.20 (t, *J*=5.43 Hz, 2 H), 6.39 (d, *J*=1.77 Hz, 1 H), 7.27 (d, *J*=9.09 Hz, 1 H), 7.51 (d, *J*=1.77 Hz, 1 H), 7.59 - 7.70 (m, 2 H), 7.78 (d, *J*=2.78 Hz, 1 H), 7.89 (bs, 3 H), 7.94 (dd, *J*=9.09, 2.78 Hz, 1 H), 8.00 - 8.12 (m, 4 H), 8.58 (s, 1 H), 10.49 (s, 1 H).

Example 2.5: Preparation of N-[4-(2-Amino-ethoxy)-3-(2-methyl-2H-pyrazol-3-yl)-phenyl]-3-chloro-4-fluoro-benzamide (Compound 302).

The title compound was prepared in a similar manner as described in **Example 2.1, Step B** to give a white solid. LCMS m/z (%) = 389 (M+H). ^1H NMR (400 MHz, DMSO- d_6) δ ppm 3.17 (q, $J=5.56$ Hz, 2 H), 3.71 (s, 3 H), 4.19 (t, $J=5.56$ Hz, 2 H), 6.36 (d, $J=1.77$ Hz, 1 H), 7.25 (d, $J=9.09$ Hz, 1 H), 7.49 (d, $J=1.77$ Hz, 1 H), 7.61 (t, $J=8.97$ Hz, 1 H), 7.71 (d, $J=2.78$ Hz, 1 H), 7.85 (dd, $J=8.97$, 2.65 Hz, 1 H), 8.00 (br. s., 3 H), 7.96 - 8.03 (m, 1 H), 8.20 (dd, $J=7.07$, 2.27 Hz, 1 H), 10.41 (s, 1 H).

Example 2.6: Preparation of N-[4-(2-Amino-ethoxy)-3-(2-methyl-2H-pyrazol-3-yl)-phenyl]-2-fluoro-4-trifluoromethyl-benzamide (Compound 190).

The title compound was prepared in a similar manner as described in **Example 2.1, Step B** to give a white solid. LCMS m/z (%) = 423 (M+H). ^1H NMR (400 MHz, CDCl_3) δ ppm 3.29 (s, 2 H), 3.69 (s, 3 H), 4.23 (t, $J=4.55$ Hz, 2 H), 6.30 (s, 1 H), 7.05 (d, $J=8.84$ Hz, 1 H), 7.44 (d, $J=11.62$ Hz, 2 H), 7.55 (d, $J=8.34$ Hz, 1 H), 7.61 - 7.68 (m, 2 H), 8.18 (t, $J=7.71$ Hz, 1 H), 8.61 (d, $J=13.14$ Hz, 1 H).

Example 2.7: Preparation of N-[4-(2-Amino-ethoxy)-3-(2-methyl-2H-pyrazol-3-yl)-phenyl]-2-fluoro-5-trifluoromethyl-benzamide (Compound 204).

The title compound was prepared in a similar manner as described in **Example 2.1, Step B** to give a white solid. LCMS m/z (%) = 423 (M+H). ^1H NMR (400 MHz, DMSO- d_6) δ ppm 3.15 (q, $J=5.56$ Hz, 2 H), 3.71 (s, 3 H), 4.19 (t, $J=5.56$ Hz, 2 H), 6.37 (d, $J=2.02$ Hz, 1 H), 7.25 (d, $J=9.09$ Hz, 1 H), 7.49 (d, $J=1.77$ Hz, 1 H), 7.62 (d, $J=9.09$ Hz, 1 H), 7.66 (d, $J=2.78$ Hz, 1 H), 7.79 (dd, $J=8.97$, 2.65 Hz, 1 H), 7.90 (s, 3 H), 7.96 - 8.04 (m, 1 H), 8.07 (dd, $J=6.06$, 2.27 Hz, 1 H), 10.6 (s, 1H).

Example 2.8: Preparation of N-[4-(2-Amino-ethoxy)-3-(2-methyl-2H-pyrazol-3-yl)-phenyl]-2-(4-chloro-phenyl)-acetamide (Compound 83).

The title compound was prepared in a similar manner as described in **Example 2.1, Step B** to give a white solid. LCMS m/z (%) = 385 (M+H). ^1H NMR (400 MHz, DMSO- d_6) δ ppm 3.09 - 3.18 (m, 2 H), 3.63 (s, 2 H), 3.67 (s, 3 H), 4.13 (t, $J=5.56$ Hz, 2 H), 6.32 (d, $J=2.02$ Hz, 1 H), 7.17 (d, $J=9.09$ Hz, 1 H), 7.31 - 7.43 (m, 4 H), 7.47 (d, $J=2.02$ Hz, 1 H), 7.54 (d, $J=2.78$ Hz, 1 H), 7.65 (dd, $J=8.97$, 2.65 Hz, 1 H), 7.88 (br. s., 3 H), 10.25 (s, 1 H).

Example 2.9: Preparation of 5-Methyl-isoxazole-3-carboxylic acid [4-(2-amino-ethoxy)-3-(2-methyl-2H-pyrazol-3-yl)-phenyl]-amide (Compound 260).

The title compound was prepared in a similar manner as described in **Example 2.1, Step B** to give a white solid. LCMS m/z 342 (M+H).

Example 2.10: Preparation of 5-Methyl-isoxazole-4-carboxylic acid [4-(2-amino-ethoxy)-3-(2-methyl-2H-pyrazol-3-yl)-phenyl]-amide (Compound 145).

The title compound was prepared in a similar manner as described in **Example 2.1, Step B** to give a white solid. LCMS m/z 342 (M+H).

Example 2.11: Preparation of 3,5-Dimethyl-isoxazole-4-carboxylic acid [4-(2-amino-ethoxy)-3-(2-methyl-2H-pyrazol-3-yl)-phenyl]-amide (Compound 272).

The title compound was prepared in a similar manner as described in **Example 2.1, Step B** to give a white solid. LCMS m/z 356 (M+H).

Example 2.12: Preparation of 5-tert-Butyl-2-methyl-furan-3-carboxylic acid [4-(2-amino-ethoxy)-3-(2-methyl-2H-pyrazol-3-yl)-phenyl]-amide (Compound 118).

The title compound was prepared in a similar manner as described in **Example 2.1, Step B** to give a white solid. LCMS m/z 397 (M+H).

Example 2.13: Preparation of Furan-2-carboxylic acid [4-(2-amino-ethoxy)-3-(2-methyl-2H-pyrazol-3-yl)-phenyl]-amide (Compound 130).

The title compound was prepared in a similar manner as described in **Example 2.1, Step B** to give a white solid. LCMS m/z 327 (M+H).

Example 2.14: Preparation of 2,5-Dimethyl-furan-3-carboxylic acid [4-(2-amino-ethoxy)-3-(2-methyl-2H-pyrazol-3-yl)-phenyl]-amide (Compound 142).

The title compound was prepared in a similar manner as described in **Example 2.1, Step B** to give a white solid. LCMS m/z 355 (M+H).

Example 2.15: Preparation of 5-Methyl-2-trifluoromethyl-furan-3-carboxylic acid [4-(2-amino-ethoxy)-3-(2-methyl-2H-pyrazol-3-yl)-phenyl]-amide (Compound 220).

The title compound was prepared in a similar manner as described in **Example 2.1, Step B** to give a white solid. LCMS m/z 409 (M+H).

Example 2.16: Preparation of 1-Methyl-1H-pyrrole-2-carboxylic acid [4-(2-amino-ethoxy)-3-(2-methyl-2H-pyrazol-3-yl)-phenyl]-amide (Compound 235).

The title compound was prepared in a similar manner as described in **Example 2.1, Step B** to give a white solid. LCMS m/z 340 (M+H).

Example 2.17: Preparation of 1-tert-Butyl-5-methyl-1H-pyrazole-3-carboxylic acid [4-(2-amino-ethoxy)-3-(2-methyl-2H-pyrazol-3-yl)-phenyl]-amide (Compound 256).

The title compound was prepared in a similar manner as described in **Example 2.1, Step B** to give a white solid. LCMS m/z 397 (M+H).

Example 2.18: Preparation of 5-tert-Butyl-2-methyl-2H-pyrazole-3-carboxylic acid [4-(2-amino-ethoxy)-3-(2-methyl-2H-pyrazol-3-yl)-phenyl]-amide (Compound 96).

The title compound was prepared in a similar manner as described in **Example 2.1, Step B** to give a white solid. LCMS m/z 397 (M+H).

Example 2.19: Preparation of 4-Bromo-thiophene-2-carboxylic acid [4-(2-amino-ethoxy)-3-(2-methyl-2H-pyrazol-3-yl)-phenyl]-amide (Compound 114).

The title compound was prepared in a similar manner as described in **Example 2.1, Step B** to give a white solid. LCMS m/z 421 (M+H).

Example 2.20: Preparation of 3-Chloro-thiophene-2-carboxylic acid [4-(2-amino-ethoxy)-3-(2-methyl-2H-pyrazol-3-yl)-phenyl]-amide (Compound 132).

The title compound was prepared in a similar manner as described in **Example 2.1, Step B** to give a white solid. LCMS m/z 377.1 (M+H).

Example 2.21: Preparation of 4-Methyl-thiophene-2-carboxylic acid [4-(2-amino-ethoxy)-3-(2-methyl-2H-pyrazol-3-yl)-phenyl]-amide (Compound 155).

The title compound was prepared in a similar manner as described in **Example 2.1, Step B** to give a white solid. LCMS m/z 357.3 (M+H).

Example 2.22: Preparation of 2,5-Dichloro-thiophene-3-carboxylic acid [4-(2-amino-ethoxy)-3-(2-methyl-2H-pyrazol-3-yl)-phenyl]-amide (Compound 179).

The title compound was prepared in a similar manner as described in **Example 2.1, Step B** to give a white solid. LCMS m/z 411.3 (M+H).

Example 2.23: Preparation of Thiophene-3-carboxylic acid [4-(2-amino-ethoxy)-3-(2-methyl-2H-pyrazol-3-yl)-phenyl]-amide (Compound 168).

The title compound was prepared in a similar manner as described in **Example 2.1, Step B** to give a white solid. LCMS m/z 343 (M+H).

Example 2.24: Preparation of 3-Chloro-6-fluoro-benzo[b]thiophene-2-carboxylic acid [4-(2-amino-ethoxy)-3-(2-methyl-2H-pyrazol-3-yl)-phenyl]-amide (Compound 333).

The title compound was prepared in a similar manner as described in **Example 2.1, Step B** to give a white solid. LCMS m/z 445 (M+H).

Example 2.25: Preparation of 2,2-Difluoro-benzo[1,3]dioxole-5-carboxylic acid [4-(2-amino-ethoxy)-3-(2-methyl-2H-pyrazol-3-yl)-phenyl]-amide (Compound 50).

The title compound was prepared in a similar manner as described in Example 2.1,
5 Step B to give a white solid. LCMS m/z 417 (M+H).

Example 2.26: Preparation of 2,2-Difluoro-benzo[1,3]dioxole-4-carboxylic acid [4-(2-amino-ethoxy)-3-(2-methyl-2H-pyrazol-3-yl)-phenyl]-amide (Compound 65).

The title compound was prepared in a similar manner as described in Example 2.1,
10 Step B to give a white solid. LCMS m/z 417 (M+H).

Example 2.27: Preparation of 2,2-Dimethyl-2,3-dihydro-benzofuran-7-carboxylic acid [4-(2-amino-ethoxy)-3-(2-methyl-2H-pyrazol-3-yl)-phenyl]-amide (Compound 80).

The title compound was prepared in a similar manner as described in Example 2.1,
15 Step B to give a white solid. LCMS m/z 407 (M+H).

Example 2.28: Preparation of 3-Methyl-benzofuran-2-carboxylic acid [4-(2-amino-ethoxy)-3-(2-methyl-2H-pyrazol-3-yl)-phenyl]-amide (Compound 273).

The title compound was prepared in a similar manner as described in Example 2.1,
20 Step B to give a white solid. LCMS m/z 391 (M+H).

Example 2.29: Preparation of 1-Phenyl-5-trifluoromethyl-1H-pyrazole-4-carboxylic acid [4-(2-amino-ethoxy)-3-(2-methyl-2H-pyrazol-3-yl)-phenyl]-amide (Compound 282).

The title compound was prepared in a similar manner as described in Example 2.1,
25 Step B to give a white solid. LCMS m/z 471 (M+H).

Example 2.30: Preparation of 1-(4-Chloro-phenyl)-5-trifluoromethyl-1H-pyrazole-4-carboxylic acid [4-(2-amino-ethoxy)-3-(2-methyl-2H-pyrazol-3-yl)-phenyl]-amide (Compound 291).

The title compound was prepared in a similar manner as described in Example 2.1,
30 Step B to give a white solid. LCMS m/z 505 (M+H).

Example 2.31: Preparation of 5-(4-Chloro-phenyl)-2-trifluoromethyl-furan-3-carboxylic acid [4-(2-amino-ethoxy)-3-(2-methyl-2H-pyrazol-3-yl)-phenyl]-amide (Compound 243).

The title compound was prepared in a similar manner as described in Example 2.1,
35 Step B to give a white solid. LCMS m/z 505 (M+H).

Example 2.31: Preparation of N-[4-(2-Amino-ethoxy)-3-(2-methyl-2H-pyrazol-3-yl)-phenyl]-4-thiophen-2-yl-benzamide (Compound 218).

The title compound was prepared in a similar manner as described in **Example 2.1, Step B** to give a white solid. LCMS m/z 419(M+H).

5

Example 2.32: Preparation of Cyclopentanecarboxylic acid [4-(2-amino-ethoxy)-3-(2-methyl-2H-pyrazol-3-yl)-phenyl]-amide (Compound 259)

The title compound was prepared in a similar manner as described in **Example 2.1, Step B** to give a white solid. LCMS m/z 329 (M+H).

10

Example 2.33: Preparation of N-[4-(2-Amino-ethoxy)-3-(2-methyl-2H-pyrazol-3-yl)-phenyl]-6-trifluoromethyl-nicotinamide (Compound 105).

The title compound was prepared in a similar manner as described in **Example 2.1, Step B** to give a white solid. LCMS m/z 406 (M+H).

15

Example 2.34: Preparation of N-[4-(2-Amino-ethoxy)-3-(2-methyl-2H-pyrazol-3-yl)-phenyl]-4-trifluoromethoxy-benzamide (Compound 170).

The title compound was prepared in a similar manner as described in **Example 2.1, Step B** to give a white solid. LCMS m/z 421 (M+H).

20

Example 2.35: Preparation of N-[4-(2-Amino-ethoxy)-3-(2-methyl-2H-pyrazol-3-yl)-phenyl]-4-methyl-benzamide (Compound 176).

The title compound was prepared in a similar manner as described in **Example 2.1, Step B** to give a white solid. LCMS m/z 351 (M+H).

25

Example 2.36: Preparation of N-[4-(2-Amino-ethoxy)-3-(2-methyl-2H-pyrazol-3-yl)-phenyl]-propionamide (Compound 182).

The title compound was prepared in a similar manner as described in **Example 2.1, Step B** to give a white solid. LCMS 289 (M+H).

30

Example 2.37: Preparation of N-[4-(2-Amino-ethoxy)-3-(2-methyl-2H-pyrazol-3-yl)-phenyl]-2,6-difluoro-benzamide (Compound 219).

The title compound was prepared in a similar manner as described in **Example 2.1, Step B** to give a white solid. LCMS m/z 373 (M+H).

35

Example 2.38: Preparation of N-[4-(2-Amino-ethoxy)-3-(2-methyl-2H-pyrazol-3-yl)-phenyl]-2,4-difluoro-benzamide (Compound 157).

The title compound was prepared in a similar manner as described in **Example 2.1, Step B** to give a white solid. LCMS m/z 373 (M+H).

Example 2.39: Preparation of N-[4-(2-Amino-ethoxy)-3-(2-methyl-2H-pyrazol-3-yl)-phenyl]-4-fluoro-benzamide (Compound 293).

The title compound was prepared in a similar manner as described in **Example 2.1, Step B** to give a white solid. LCMS m/z 355 (M+H).

Example 2.40: Preparation of N-[4-(2-Amino-ethoxy)-3-(2-methyl-2H-pyrazol-3-yl)-phenyl]-3-fluoro-4-methyl-benzamide (Compound 300).

The title compound was prepared in a similar manner as described in **Example 2.1, Step B** to give a white solid. LCMS m/z 369 (M+H).

Example 2.41: Preparation of N-[4-(2-Amino-ethoxy)-3-(2-methyl-2H-pyrazol-3-yl)-phenyl]-2-chloro-6-fluoro-benzamide (Compound 314).

The title compound was prepared in a similar manner as described in **Example 2.1, Step B** to give a white solid. LCMS m/z 389 (M+H).

Example 2.42: Preparation of N-[4-(2-Amino-ethoxy)-3-(2-methyl-2H-pyrazol-3-yl)-phenyl]-3-fluoro-4-trifluoromethyl-benzamide (Compound 312).

The title compound was prepared in a similar manner as described in **Example 2.1, Step B** to give a white solid. LCMS m/z 423 (M+H).

Example 2.43: Preparation of N-[4-(2-Amino-ethoxy)-3-(2-methyl-2H-pyrazol-3-yl)-phenyl]-3-fluoro-5-trifluoromethyl-benzamide (Compound 199).

The title compound was prepared in a similar manner as described in **Example 2.1, Step B** to give a white solid. LCMS m/z 423 (M+H).

Example 2.44: Preparation of N-[4-(2-Amino-ethoxy)-3-(2-methyl-2H-pyrazol-3-yl)-phenyl]-2-(2,6-difluoro-phenyl)-acetamide (Compound 261).

The title compound was prepared in a similar manner as described in **Example 2.1, Step B** to give a white solid. LCMS m/z 387 (M+H).

Example 2.45: Preparation of N-[4-(2-Amino-ethoxy)-3-(2-methyl-2H-pyrazol-3-yl)-phenyl]-3,4,5-trimethoxy-benzamide (Compound 239).

The title compound was prepared in a similar manner as described in **Example 2.1, Step B** to give a white solid. LCMS m/z 427 (M+H).

Example 2.46: Preparation of N-[4-(2-Amino-ethoxy)-3-(2-methyl-2H-pyrazol-3-yl)-phenyl]-2-cyano-benzamide (Compound 166).

The title compound was prepared in a similar manner as described in **Example 2.1**,
5 **Step B** to give a white solid. LCMS m/z 362 (M+H).

Example 2.47: Preparation of N-[4-(2-Amino-ethoxy)-3-(2-methyl-2H-pyrazol-3-yl)-phenyl]-3-cyano-benzamide (Compound 217).

The title compound was prepared in a similar manner as described in **Example 2.1**,
10 **Step B** to give a white solid. LCMS m/z 362 (M+H).

Example 2.48: Preparation of N-[4-(2-Amino-ethoxy)-3-(2-methyl-2H-pyrazol-3-yl)-phenyl]-4-fluoro-3-trifluoromethyl-benzamide (Compound 53).

The title compound was prepared in a similar manner as described in **Example 2.1**,
15 **Step B** to give a white solid. LCMS m/z 423 (M+H).

Example 2.49: Preparation of N-[4-(2-Amino-ethoxy)-3-(2-methyl-2H-pyrazol-3-yl)-phenyl]-3,5-difluoro-benzamide (Compound 68).

The title compound was prepared in a similar manner as described in **Example 2.1**,
20 **Step B** to give a white solid. LCMS m/z 373 (M+H).

Example 2.50: Preparation of N-[4-(2-Amino-ethoxy)-3-(2-methyl-2H-pyrazol-3-yl)-phenyl]-2-(4-methoxy-phenyl)-acetamide (Compound 232).

The title compound was prepared in a similar manner as described in **Example 2.1**,
25 **Step B** to give a white solid. LCMS m/z 381 (M+H).

Example 2.51: Preparation of N-[4-(2-Amino-ethoxy)-3-(2-methyl-2H-pyrazol-3-yl)-phenyl]-2-(4-fluoro-phenyl)-acetamide (Compound 247).

The title compound was prepared in a similar manner as described in **Example 2.1**,
30 **Step B** to give a white solid. LCMS m/z 369 (M+H).

Example 2.52: Preparation of N-[4-(2-Amino-ethoxy)-3-(2-methyl-2H-pyrazol-3-yl)-phenyl]-2-(3-methoxy-phenyl)-acetamide (Compound 264).

The title compound was prepared in a similar manner as described in **Example 2.1**,
35 **Step B** to give a white solid. LCMS m/z 381 (M+H).

Example 2.53: Preparation of 3-Chloro-benzo[b]thiophene-2-carboxylic acid [4-(2-amino-ethoxy)-3-(2-methyl-2H-pyrazol-3-yl)-phenyl]-amide (Compound 324).

The title compound was prepared in a similar manner as described in **Example 2.1, Step B** to give a white solid. LCMS m/z (%) = 427 (M+H). ^1H NMR (400 MHz, DMSO- d_6) δ ppm 3.18 (q, $J=5.05$ Hz, 2 H), 3.72 (s, 3 H), 4.20 (t, $J=5.43$ Hz, 2 H), 6.38 (d, $J=1.77$ Hz, 1 H), 7.27 (d, $J=9.09$ Hz, 1 H), 7.50 (d, $J=1.77$ Hz, 1 H), 7.60 - 7.66 (m, 2 H), 7.68 (d, $J=2.27$ Hz, 1 H), 7.83 (dd, $J=8.84, 2.53$ Hz, 1 H), 7.89 (br. s., 3 H), 7.93 - 7.99 (m, 1 H), 8.13 - 8.21 (m, 1 H), 10.59 (s, 1 H).

Example 3: Preparation of Compounds.

Example 3.1: Preparation of N-[4-(2-Amino-ethoxy)-3-(2-methyl-2H-pyrazol-3-yl)-phenyl]-2,6-difluoro-4-methoxy-benzamide (Compound 75).

2,6-difluoro-4-methoxybenzoic acid (22.6mg, 120 μmol) was weighed into a microwave vial and CH_2Cl_2 (1mL) was added followed by HATU (34.3mg, 90.3 μmol) and Et₃N (20 μL , 144 μmol). After stirring 10 minutes, tert-butyl 2-(4-amino-2-(1-methyl-1H-pyrazol-5-yl)phenoxy)ethylcarbamate (20mg, 60 μmol) was added to the solution. The reaction mixture was heated at 60°C for one hour. Then, TFA (1mL) was added and heated for one hour at 90°C in order to remove the Boc-protecting group from the amine. The solvent was evaporated. The resulting oil was dissolved in DMSO (1mL) and purified by Prep LC/MS to give N-[4-(2-amino-ethoxy)-3-(2-methyl-2H-pyrazol-3-yl)-phenyl]-2,6-difluoro-4-methoxy-benzamide trifluoroacetate (8.2mg, 0.02mmol, 34%) as a white solid. LCMS m/z (%) = 403 (M+H). ^1H NMR (400 MHz, DMSO- d_6) δ ppm 3.16 (s, 2 H), 3.70 (s, 3 H), 3.84 (s, 3 H), 4.17 (t, $J=5.56$ Hz, 2 H), 6.36 (d, $J=1.77$ Hz, 1 H), 6.89 (d, $J=9.85$ Hz, 1 H), 7.24 (d, $J=9.09$ Hz, 1 H), 7.49 (d, $J=1.77$ Hz, 1 H), 7.63 (d, $J=2.78$ Hz, 1 H), 7.77 (dd, $J=9.09, 2.53$ Hz, 1 H), 7.89 (br. s., 3 H), 10.69 (s, 1 H), 13.46 (s, 1 H).

Example 3.2: Preparation of N-[4-(2-Amino-ethoxy)-3-(2-methyl-2H-pyrazol-3-yl)-phenyl]-2-dimethylamino-benzamide (Compound 16).

The title compound was prepared in a similar manner as described in **Example 3.1** to give a white solid. LCMS m/z (%) = 380 (M+H). ^1H NMR (400 MHz, DMSO- d_6) δ ppm 2.82 (s, 6 H), 3.11 - 3.21 (m, 2 H), 3.71 (s, 3 H), 4.17 (t, $J=5.56$ Hz, 2 H), 6.37 (d, $J=1.77$ Hz, 1 H), 7.13 (t, $J=7.45$ Hz, 1 H), 7.23 (d, $J=9.09$ Hz, 1 H), 7.28 (d, $J=8.08$ Hz, 1 H), 7.45 - 7.51 (m, 2 H), 7.67 (d, $J=1.52$ Hz, 1 H), 7.69 (d, $J=2.78$ Hz, 1 H), 7.83 (dd, $J=9.09, 2.78$ Hz, 1 H), 7.90 (br. s., 3 H), 11.14 (s, 1 H).

Example 3.3: Preparation of 5-Methyl-1H-pyrazole-3-carboxylic acid [4-(2-amino-ethoxy)-3-(2-methyl-2H-pyrazol-3-yl)-phenyl]-amide (Compound 237).

The title compound was prepared in a similar manner as described in **Example 3.1** to give a white solid. LCMS m/z (%) = 341 (M+H). ^1H NMR (400 MHz, DMSO- d_6) δ ppm 2.29 (s, 3 H), 3.15 (q, $J=5.56$ Hz, 2 H), 3.72 (s, 3 H), 4.16 (t, $J=5.56$ Hz, 2 H), 6.36 (d, $J=1.77$ Hz, 1 H), 6.51 (s, 1 H), 7.20 (d, $J=9.09$ Hz, 1 H), 7.48 (d, $J=1.77$ Hz, 1 H), 7.77 (d, $J=2.78$ Hz, 1 H), 7.86 (br. s., 3 H), 7.91 (dd, $J=8.97, 2.65$ Hz, 2 H), 10.07 (s, 1 H).

Example 3.4: Preparation of N-[4-(2-Amino-ethoxy)-3-(2-methyl-2H-pyrazol-3-yl)-phenyl]-2-bromo-5-methoxy-benzamide (Compound 122).

The title compound was prepared in a similar manner as described in **Example 3.1** to give a white solid. LCMS m/z (%) = 445 (M+H). ^1H NMR (400 MHz, DMSO- d_6) δ ppm 3.16 (q, $J=5.31$ Hz, 2 H), 3.70 (s, 3 H), 3.81 (s, 3 H), 4.17 (t, $J=5.56$ Hz, 2 H), 6.36 (d, $J=1.77$ Hz, 1 H), 7.02 (dd, $J=8.84, 3.03$ Hz, 1 H), 7.14 (d, $J=3.03$ Hz, 1 H), 7.23 (d, $J=9.09$ Hz, 1 H), 7.49 (d, $J=1.77$ Hz, 1 H), 7.60 (d, $J=8.59$ Hz, 1 H), 7.66 (d, $J=2.78$ Hz, 1 H), 7.80 (dd, $J=8.97, 2.65$ Hz, 1 H), 7.90 (br. s., 3 H), 10.50 (s, 1 H).

Example 3.5: Preparation of N-[4-(2-Amino-ethoxy)-3-(2-methyl-2H-pyrazol-3-yl)-phenyl]-3-bromo-4-methoxy-benzamide (Compound 253).

The title compound was prepared in a similar manner as described in **Example 3.1** to give a white solid. LCMS m/z (%) = 445 (M+H). ^1H NMR (400 MHz, DMSO- d_6) δ ppm 3.17 (q, $J=5.31$ Hz, 2 H), 3.71 (s, 3 H), 3.94 (s, 3 H), 4.18 (t, $J=5.56$ Hz, 2 H), 6.36 (d, $J=1.77$ Hz, 1 H), 7.25 (dd, $J=13.52, 8.97$ Hz, 2 H), 7.49 (d, $J=2.02$ Hz, 1 H), 7.70 (d, $J=2.78$ Hz, 1 H), 7.86 (br. s., $J=9.09, 2.78$ Hz, 3 H), 7.86 (dd, $J=9.09, 2.78$ Hz, 1 H), 8.01 (dd, $J=8.59, 2.27$ Hz, 1 H), 8.23 (d, $J=2.27$ Hz, 1 H), 10.23 (s, 1 H).

Example 3.6: Preparation of 5-Methyl-thiophene-2-carboxylic acid [4-(2-amino-ethoxy)-3-(2-methyl-2H-pyrazol-3-yl)-phenyl]-amide (Compound 245).

The title compound was prepared in a similar manner as described in **Example 3.1** to give a white solid. LCMS m/z 357 (M+H).

Example 3.7: Preparation of 3-Methyl-thiophene-2-carboxylic acid [4-(2-amino-ethoxy)-3-(2-methyl-2H-pyrazol-3-yl)-phenyl]-amide (Compound 73).

The title compound was prepared in a similar manner as described in **Example 3.1** to give a white solid. LCMS m/z 357 (M+H).

Example 3.8: Preparation of 3-Ethoxy-thiophene-2-carboxylic acid [4-(2-amino-ethoxy)-3-(2-methyl-2H-pyrazol-3-yl)-phenyl]-amide (Compound 88).

The title compound was prepared in a similar manner as described in **Example 3.1** to give a white solid. LCMS m/z 387 (M+H).

Example 3.9: Preparation of N-[4-(2-Amino-ethoxy)-3-(2-methyl-2H-pyrazol-3-yl)-phenyl]-2-morpholin-4-yl-benzamide (Compound 4).

The title compound was prepared in a similar manner as described in **Example 3.1** to give a white solid. LCMS m/z 422 (M+H).

Example 3.10: Preparation of N-[4-(2-Amino-ethoxy)-3-(2-methyl-2H-pyrazol-3-yl)-phenyl]-6-morpholin-4-yl-nicotinamide (Compound 268).

The title compound was prepared in a similar manner as described in **Example 3.1** to give a white solid. LCMS m/z 423 (M+H).

Example 3.11: Preparation of 4-Methyl-3,4-dihydro-2H-benzo[1,4]oxazine-7-carboxylic acid [4-(2-amino-ethoxy)-3-(2-methyl-2H-pyrazol-3-yl)-phenyl]-amide (Compound 10).

The title compound was prepared in a similar manner as described in **Example 3.1** to give a white solid. LCMS m/z 408 (M+H).

Example 3.12: Preparation of N-[4-(2-Amino-ethoxy)-3-(2-methyl-2H-pyrazol-3-yl)-phenyl]-4-methoxy-3-methyl-benzamide (Compound 22).

The title compound was prepared in a similar manner as described in **Example 3.1** to give a white solid. LCMS m/z 381 (M+H).

Example 3.13: Preparation of N-[4-(2-Amino-ethoxy)-3-(2-methyl-2H-pyrazol-3-yl)-phenyl]-4-methoxy-2-methyl-benzamide (Compound 28).

The title compound was prepared in a similar manner as described in **Example 3.1** to give a white solid. LCMS m/z 381 (M+H).

Example 3.14: Preparation of N-[4-(2-Amino-ethoxy)-3-(2-methyl-2H-pyrazol-3-yl)-phenyl]-3-methoxy-4-methyl-benzamide (Compound 108).

The title compound was prepared in a similar manner as described in **Example 3.1** to give a white solid. LCMS m/z 381 (M+H).

Example 3.15: Preparation of 4-Bromo-1-methyl-1H-pyrazole-3-carboxylic acid [4-(2-amino-ethoxy)-3-(2-methyl-2H-pyrazol-3-yl)-phenyl]-amide (Compound 193).

The title compound was prepared in a similar manner as described in **Example 3.1** to give a white solid. LCMS m/z 419 (M+H).

Example 3.16: Preparation of 3-Methyl-3H-imidazole-4-carboxylic acid [4-(2-amino-ethoxy)-3-(2-methyl-2H-pyrazol-3-yl)-phenyl]-amide (Compound 126).

5 The title compound was prepared in a similar manner as described in **Example 3.1** to give a white solid. LCMS m/z 341 (M+H).

Example 3.17: Preparation of 5-Bromo-furan-2-carboxylic acid [4-(2-amino-ethoxy)-3-(2-methyl-2H-pyrazol-3-yl)-phenyl]-amide (Compound 207).

10 The title compound was prepared in a similar manner as described in **Example 3.1** to give a white solid. LCMS m/z 405 (M+H).

Example 3.18: Preparation of 4-Chloro-1-ethyl-1H-pyrazole-3-carboxylic acid [4-(2-amino-ethoxy)-3-(2-methyl-2H-pyrazol-3-yl)-phenyl]-amide (Compound 222).

15 The title compound was prepared in a similar manner as described in **Example 3.1** to give a white solid. LCMS m/z 389 (M+H).

Example 3.19: Preparation of 2-Ethyl-5-methyl-2H-pyrazole-3-carboxylic acid [4-(2-amino-ethoxy)-3-(2-methyl-2H-pyrazol-3-yl)-phenyl]-amide (Compound 144).

20 The title compound was prepared in a similar manner as described in **Example 3.1** to give a white solid. LCMS m/z 369 (M+H).

Example 3.20: Preparation of Thiazole-4-carboxylic acid [4-(2-amino-ethoxy)-3-(2-methyl-2H-pyrazol-3-yl)-phenyl]-amide (Compound 167).

25 The title compound was prepared in a similar manner as described in **Example 3.1** to give a white solid. LCMS m/z 344 (M+H).

Example 3.21: Preparation of 4,5-Dichloro-isothiazole-3-carboxylic acid [4-(2-amino-ethoxy)-3-(2-methyl-2H-pyrazol-3-yl)-phenyl]-amide (Compound 45).

30 The title compound was prepared in a similar manner as described in **Example 3.1** to give a white solid. LCMS m/z 412 (M+H).

Example 3.22: Preparation of N-[4-(2-Amino-ethoxy)-3-(2-methyl-2H-pyrazol-3-yl)-phenyl]-3-chloro-4-methoxy-benzamide (Compound 252).

35 The title compound was prepared in a similar manner as described in **Example 3.1** to give a white solid. LCMS m/z 401 (M+H).

Example 3.23: Preparation of N-[4-(2-Amino-ethoxy)-3-(2-methyl-2H-pyrazol-3-yl)-phenyl]-2-fluoro-3-methoxy-benzamide (Compound 270).

The title compound was prepared in a similar manner as described in **Example 3.1** to give a white solid. LCMS m/z 385 (M+H).

5

Example 3.24: Preparation of N-[4-(2-Amino-ethoxy)-3-(2-methyl-2H-pyrazol-3-yl)-phenyl]-3-methoxy-2-methyl-benzamide (Compound 110).

The title compound was prepared in a similar manner as described in **Example 3.1** to give a white solid. LCMS m/z 381 (M+H).

10

Example 3.25: Preparation of N-[4-(2-Amino-ethoxy)-3-(2-methyl-2H-pyrazol-3-yl)-phenyl]-4-methoxy-3,5-dimethyl-benzamide (Compound 321).

The title compound was prepared in a similar manner as described in **Example 3.1** to give a white solid. LCMS m/z 395 (M+H).

15

Example 3.26: Preparation of 2,5-Dimethyl-2H-pyrazole-3-carboxylic acid [4-(2-amino-ethoxy)-3-(2-methyl-2H-pyrazol-3-yl)-phenyl]-amide (Compound 330).

The title compound was prepared in a similar manner as described in **Example 3.1** to give a white solid. LCMS m/z 355 (M+H).

20

Example 3.27: Preparation of N-[4-(2-Amino-ethoxy)-3-(2-methyl-2H-pyrazol-3-yl)-phenyl]-4-fluoro-3-methoxy-benzamide (Compound 60).

The title compound was prepared in a similar manner as described in **Example 3.1** to give a white solid. LCMS m/z 385 (M+H).

25

Example 3.28: Preparation of N-[4-(2-Amino-ethoxy)-3-(2-methyl-2H-pyrazol-3-yl)-phenyl]-4-methoxy-3-trifluoromethyl-benzamide (Compound 90).

The title compound was prepared in a similar manner as described in **Example 3.1** to give a white solid. LCMS m/z 435 (M+H).

30

Example 3.29: Preparation of N-[4-(2-Amino-ethoxy)-3-(2-methyl-2H-pyrazol-3-yl)-phenyl]-3-fluoro-4-methoxy-benzamide (Compound 279).

The title compound was prepared in a similar manner as described in **Example 3.1** to give a white solid. LCMS m/z 385 (M+H).

35

Example 3.30: Preparation of N-[4-(2-Amino-ethoxy)-3-(2-methyl-2H-pyrazol-3-yl)-phenyl]-3-cyclopentyloxy-4-methoxy-benzamide (Compound 288).

The title compound was prepared in a similar manner as described in **Example 3.1** to give a white solid. LCMS m/z 451 (M+H).

Example 3.31: Preparation of N-[4-(2-Amino-ethoxy)-3-(2-methyl-2H-pyrazol-3-yl)-phenyl]-2-fluoro-4-methoxy-benzamide (Compound 238).

The title compound was prepared in a similar manner as described in **Example 3.1** to give a white solid. LCMS m/z 385 (M+H).

Example 3.32: Preparation of N-[4-(2-Amino-ethoxy)-3-(2-methyl-2H-pyrazol-3-yl)-phenyl]-2-(3,4-difluoro-phenyl)-acetamide (Compound 104).

The title compound was prepared in a similar manner as described in **Example 3.1** to give a white solid. LCMS m/z 387 (M+H).

Example 3.33: Preparation of 5-Methyl-2H-pyrazole-3-carboxylic acid [4-(2-amino-ethoxy)-3-(2-methyl-2H-pyrazol-3-yl)-phenyl]-amide (Compound 280).

The title compound was prepared in a similar manner as described in **Example 3.1** to give a white solid. LCMS m/z 341 (M+H).

Example 3.34: Preparation of 5-Isopropyl-2H-pyrazole-3-carboxylic acid [4-(2-amino-ethoxy)-3-(2-methyl-2H-pyrazol-3-yl)-phenyl]-amide (Compound 58).

The title compound was prepared in a similar manner as described in **Example 3.1** to give a white solid. LCMS m/z (%) = 369 (M+H). ^1H NMR (400 MHz, DMSO- d_6) δ ppm 1.25 (d, $J=6.82$ Hz, 6 H), 3.0 (m, 1H), 3.16 (q, $J=5.56$ Hz, 2 H), 3.72 (s, 3 H), 4.16 (t, $J=5.43$ Hz, 2 H), 6.36 (d, $J=1.77$ Hz, 1 H), 6.54 (s, 1 H), 7.20 (d, $J=9.09$ Hz, 1 H), 7.48 (d, $J=1.77$ Hz, 1 H), 7.76 (d, $J=2.53$ Hz, 1 H), 7.91 (br. s., 3 H), 7.91 (dd, $J=6.32, 2.78$ Hz, 1 H), 10.06 (s, 1 H).

Example 4: Preparation of Compounds.

Example 4.1: Preparation of tert-butyl 2-(4-(3-methoxybenzamido)-2-(1-methyl-1H-pyrazol-5-yl)phenoxy)ethylcarbamate.

Tert-butyl 2-(4-amino-2-(1-methyl-1H-pyrazol-5-yl)phenoxy)ethylcarbamate (265 mg, 797.2 μmol), *m*-anisoyl chloride (168.0 μl , 1.5eq) and triethylamine (266.7 μl , 2.4eq) were taken up in 20mL of dichloromethane in a round bottomed flask and stirred at 22 °C for 18 hr. The reaction was then concentrated and purified by column chromatography (40-75% ethyl acetate in hexane) to afford the title compound as a pale yellow oil in 73.9% yield LCMS m/z (%) = 467 (M+H, 100). ^1H NMR (400 MHz, CDCl_3) δ ppm 1.43 (s, 9 H), 3.42 (q, $J=5.56$ Hz, 2 H), 3.78 (s, 3 H), 3.88 (s, 3 H), 4.04 (t, $J=4.80$ Hz, 2 H), 6.28 (d, 1 H), 7.01 (d, $J=9.09$ Hz, 1 H),

7.10 (dt, $J=4.55, 2.53$ Hz, 1 H), 7.38 - 7.41 (m, 2 H), 7.43 - 7.45 (m, $J=3.03$ Hz, 1 H), 7.54 (d, $J=2.02$ Hz, 1 H), 7.66 - 7.71 (m, 1 H), 7.76 (s, 1 H).

Example 4.2: Preparation of N-[4-(2-Acetylamino-ethoxy)-3-(2-methyl-2H-pyrazol-3-yl)-phenyl]-3-methoxy-benzamide (Compound 194).

The N-(4-(2-aminoethoxy)-3-(1-methyl-1H-pyrazol-5-yl)phenyl)-3-methoxybenzamide hydrochloride (30.0mg, 74.5 μ mol) and triethylamine (31.1 μ L, 3.0 eq) were taken up in 2mL of dichloromethane and stirred for 15mins. To this was added acetyl chloride (6.35 μ L, 1.2 eq) and the reaction was stirred at room temperature for 18hrs. The solvents were evaporated under a stream of nitrogen and it was purified by HPLC. The proper fractions were collected and lyophilized to afford the title compound as a white solid in 54.3% yield. LCMS m/z (%) = 409 (M+H, 100). ^1H NMR (400 MHz, CDCl_3) δ ppm 1.97 (s, 3 H), 3.49 - 3.56 (m, 2 H), 3.85 (s, 3 H), 3.88 (s, 3 H), 4.09 (t, $J=5.05$ Hz, 2 H), 6.36 (t, $J=6.32$ Hz, 1 H), 6.39 (d, $J=2.02$ Hz, 1 H), 7.02 (d, $J=8.59$ Hz, 1 H), 7.09 - 7.13 (m, 1 H), 7.36 - 7.45 (m, 2 H), 7.61 (dd, $J=9.09, 2.53$ Hz, 1 H), 7.69 (d, $J=1.52$ Hz, 1 H), 7.75 (d, $J=2.02$ Hz, 2 H), 7.85 (s, 1 H).

Example 4.3: Preparation of {2-[4-(3-Methoxy-benzoylamino)-2-(2-methyl-2H-pyrazol-3-yl)-phenoxy]-ethyl}-carbamic acid ethyl ester (Compound 342).

The N-(4-(2-aminoethoxy)-3-(1-methyl-1H-pyrazol-5-yl)phenyl)-3-methoxybenzamide hydrochloride (30.0mg, 74.5 μ mol) and triethylamine (31.1 μ L, 3.0 eq) were taken up in 2mL of dichloromethane and stirred for 15mins. To this was added ethyl chloroformate (8.58 μ L, 1.2 eq) and the reaction was stirred at room temperature for 18hrs. The solvents were evaporated under a stream of nitrogen and it was purified by HPLC. The proper fractions were collected and lyophilized to afford the title compound as a white solid in 52.4% yield. LCMS m/z (%) = 439 (M+H, 100). ^1H NMR (400 MHz, CDCl_3) δ ppm 1.23 (t, $J=7.07$ Hz, 3 H), 3.44 - 3.51 (m, 2 H), 3.85 (s, 3 H), 3.88 (s, 3 H), 3.94 - 4.21 (m, 5 H), 6.38 (d, $J=2.53$ Hz, 1 H), 7.03 (d, $J=9.60$ Hz, 1 H), 7.11 (dt, $J=4.67, 2.27$ Hz, 1 H), 7.36 - 7.46 (m, 3 H), 7.62 - 7.72 (m, 2 H), 7.83 (s, 1 H).

Example 4.4: Preparation of N-[4-[2-(2-Dimethylamino-acetylamino)-ethoxy]-3-(2-methyl-2H-pyrazol-3-yl)-phenyl]-3-methoxy-benzamide (Compound 344).

2-(dimethylamino)acetic acid (16.0mg, 1.25eq), triethylamine (34.6mL, 2.0eq) and HATU (59.0mg, 1.25eq) were dissolved in 3mL of dichloromethane and stirred at room temperature for 10 minutes. At this time N-(4-(2-aminoethoxy)-3-(1-methyl-1H-pyrazol-5-yl)phenyl)-3-methoxybenzamide hydrochloride (50.0mg, 124 μ mol) dissolved in 2.0mL of dichloromethane was added and the reaction was stirred at room temperature for 3hr. The solvents were evaporated under a stream of nitrogen and it was purified by HPLC. The proper

fractions were collected and lyophilized. It was then stirred overnight in 2.0M hydrochloric acid in ether (310.3 μ l, 5eq). The solvents were evaporated under a stream of nitrogen and lyophilized to afford the title compound as a white solid in 43.0% yield. LCMS m/z (%) = 452 (M+H, 100). ^1H NMR (400 MHz, CDCl_3) δ ppm 2.83 (s, 3 H), 2.90 (s, 3 H), 3.61 - 3.67 (m, 2 H), 3.82 (s, 2 H), 3.87 (s, 3 H), 3.88 (s, 3 H), 4.07 (t, $J=4.55$ Hz, 2 H), 6.42 (d, $J=2.53$ Hz, 1 H), 6.99 (d, $J=8.59$ Hz, 1 H), 7.10 (dt, $J=4.55$, 2.53 Hz, 1 H), 7.40 (d, $J=5.05$ Hz, 2 H), 7.44 (s, 1 H), 7.57 (dd, $J=9.09$, 2.53 Hz, 1 H), 7.70 (d, $J=2.53$ Hz, 1 H), 7.82 (d, $J=2.53$ Hz, 1 H)

Example 4.5: Preparation of N-[4-[2-((S)-2-Acetylamino-4-methylsulfanyl-butrylamino)-ethoxy]-3-(2-methyl-2H-pyrazol-3-yl)-phenyl]-3-methoxy-benzamide (Compound 340).

(S)-2-acetamido-4-(methylthio)butanoic acid (17.8mg, 1.25eq), triethylamine (20.8mL, 2.0eq) and HATU (35.4mg, 1.25eq) were dissolved in 3mL of dichloromethane and stirred at room temperature for 10 minutes. At this time N-(4-(2-aminoethoxy)-3-(1-methyl-1H-pyrazol-5-yl)phenyl)-3-methoxybenzamide hydrochloride (30mg, 74.5 μ mol) dissolved in 2.0mL of dichloromethane was added and the reaction was stirred at room temperature for 3hr. The solvents were evaporated under a stream of nitrogen and it was purified by HPLC. The proper fractions were collected and lyophilized to afford the title compound as a white solid in 57.3% yield. LCMS m/z (%) = 540(M+H, 100). ^1H NMR (400 MHz, CDCl_3) δ ppm 2.01 (s, 4 H), 2.07 (s, 3 H), 2.38 - 2.44 (m, 2 H), 3.46 - 3.65 (m, 2 H), 3.85 (s, 3 H), 3.88 (s, 3 H), 4.03 - 4.12 (m, 2 H), 4.45 - 4.53 (m, 1 H), 6.39 (d, $J=2.02$ Hz, 1 H), 7.02 (d, $J=9.60$ Hz, 1 H), 7.11 (dt, $J=4.80$, 2.53 Hz, 1 H), 7.38 - 7.42 (m, 2 H), 7.43 - 7.46 (m, 1 H), 7.63 - 7.71 (m, 2 H), 7.86 (s, 1 H)

Example 4.6: Preparation of trichloromethyl 2-(4-(3-methoxybenzamido)-2-(1-methyl-1H-pyrazol-5-yl)phenoxy)ethylcarbamate.

N-(4-(2-aminoethoxy)-3-(1-methyl-1H-pyrazol-5-yl)phenyl)-3-methoxybenzamide hydrochloride (80.0 mg, 198 μ mol), triethylamine (277 μ l, 10eq) and triphosgene (64.8 mg, 1.1eq) were dissolved in 5mL of dichloromethane and stirred under reflux for 5 mins. The solvent was removed under vacuum and 4mL of ethyl acetate was added. It was divided in two and used immediately in the preparation of compound 5 and 7 without purification. LCMS m/z (%) = 528 (M+H, 100).

Example 4.7: Preparation of {2-[4-(3-Methoxy-benzoylamino)-2-(2-methyl-2H-pyrazol-3-yl)-phenoxy]-ethyl}-carbamic acid 4-nitro-phenyl ester (Compound 339).

Trichloromethyl 2-(4-(3-methoxybenzamido)-2-(1-methyl-1H-pyrazol-5-yl)phenoxy)ethylcarbamate (50.0 g, 94.74mmol), 4-nitrophenol (14.50 g, 1.1eq) and magnesium oxide (1.067 mL, 1.0eq) were taken up in 2 mL of ethyl acetate in a round bottomed flask and

stirred at 22 °C for 3 hr. The magnesium oxide was filtered off. The solvent was then evaporated and it was purified by HPLC. The proper fractions were collected and lyophilized to afford the title compound as a white solid in 39.1% yield. LCMS m/z (%) = 532 (M+H, 100).

5 Example 4.8: Preparation of {2-[4-(3-Methoxy-benzoylamino)-2-(2-methyl-2H-pyrazol-3-yl)-phenoxy]-ethyl}-carbamic acid 2-dimethylamino-ethyl ester (Compound 343).

Trichloromethyl 2-(4-(3-methoxybenzamido)-2-(1-methyl-1H-pyrazol-5-yl)phenoxy)ethylcarbamate (50.0 g, 94.74 mmol), 2-(dimethylamino)ethanol (14.50 g, 1.1eq) and magnesium oxide (1.067 mL, 1.0eq) were taken up in 2 mL of ethyl acetate in a round
10 bottomed flask and stirred at 22 °C for 3 hr. The magnesium oxide was filtered off. The solvent was then evaporated and it was purified by HPLC. The proper fractions were collected and lyophilized to afford the title compound as a white solid in 31.3% yield. LCMS m/z (%) = 482 (M+H, 100). ¹H NMR (400 MHz, DMSO-*d*₆) δ ppm 2.82 (s, 3 H), 2.84 (s, 3 H), 3.34 (q, J =5.05 Hz, 4 H), 3.69 (s, 3 H), 3.84 (s, 3 H), 4.06 (t, J =5.56 Hz, 2 H), 4.25 - 4.29 (m, 2 H), 6.28 (d,
15 J =1.52 Hz, 1 H), 7.14 - 7.22 (m, 2 H), 7.40 (t, J =5.56 Hz, 1 H), 7.47 (d, J =2.02 Hz, 3 H), 7.51 - 7.55 (m, 1 H), 7.70 (d, J =2.53 Hz, 1 H), 7.84 (dd, J =8.84, 2.78 Hz, 1 H), 9.48 - 9.62 (m, 1 H).

Example 4.9: Preparation of tert-butyl 2-(4-amino-2-(1-methyl-1H-pyrazol-5-yl)phenoxy)ethylcarbamate.

20 4-amino-2-(1-methyl-1H-pyrazol-5-yl)phenol (3.02g, 15.96 mmol), tert-butyl 2-bromoethylcarbamate (7.153 g, 2.0eq) and potassium carbonate (4.412 g, 2.0eq) were dissolved in 100mL acetone and refluxed at 60°C for 24h. After reaction, the potassium carbonate was filtered and acetone was evaporated. The residue was dissolved in 100mL DCM and extracted with 3x 100mL 1N NaOH. Purified by column chromatography (50-100% ethyl acetate in
25 hexane) to afford the title compound as a yellow oil in 29.10% yield. LCMS m/z (%) = 333 (M+H, 100). ¹H NMR (400 MHz, CDCl₃) δ ppm 1.43 (s, 9 H), 3.33 (q, J =5.05 Hz, 2 H), 3.75 (s, 3 H), 3.91 (t, J =5.05 Hz, 2 H), 4.45 - 4.51 (m, 1 H), 6.23 (d, J =2.02 Hz, 1 H), 6.62 (d, J =3.03 Hz, 1 H), 6.73 (dd, J =8.59, 3.03 Hz, 1 H), 6.85 (d, 1 H), 7.52 (d, J =2.02 Hz, 1 H).

30 Example 4.10: Preparation of 4,5-Dimethyl-furan-2-carboxylic acid [4-(2-amino-ethoxy)-3-(2-methyl-2H-pyrazol-3-yl)-phenyl]-amide (Compound 254).

4,5-dimethylfuran-2-carboxylic acid (12.65mg, 1.2eq), triethylamine (26.21 μ L, 3.0eq) and HATU (34.32mg, 1.2eq) were dissolved in 1mL of dichloromethane and stirred at room temperature for 20 minutes. At this time tert-butyl 2-(4-amino-2-(1-methyl-1H-pyrazol-5-yl)phenoxy)ethylcarbamate (25.0 mg, 75.2 μ mol) dissolved in 0.5mL of dichloromethane was
35 added and the reaction was stirred at room temperature for 18hr. The solvent was evaporated under a stream of nitrogen and the residue was dissolved in 0.5mL of ethyl acetate. To this was

added 2.0M hydrochloric acid in ether (376 μ L, 5eq) and the reaction was stirred at room temperature overnight. The solvent was evaporated under a stream of nitrogen and the residue was dissolved in 1mL of dimethylsulfoxide and purified by HPLC. The proper fractions were collected and lyophilized to afford the title compound as a pale yellow solid in 47.3% yield.

5 LCMS m/z (%) = 355 (M+H, 100). ^1H NMR (400 MHz, DMSO- d_6) δ ppm 1.98 (s, 3 H), 2.30 (s, 3 H), 3.11 - 3.20 (m, 2 H), 3.71 (s, 3 H), 4.16 (t, $J=5.31$ Hz, 3 H), 6.36 (s, 1 H), 7.10 (s, 1 H), 7.21 (d, $J=9.09$ Hz, 1 H), 7.49 (d, $J=2.02$ Hz, 1 H), 7.49 (d, $J=2.02$ Hz, 1 H), 7.68 (d, $J=3.03$ Hz, 1 H), 7.84 (dd, $J=9.09, 2.53$ Hz, 1 H), 7.86 - 7.98 (m, 2 H), 10.01 (s, 1 H).

10 **Example 4.11: Preparation of 4-Fluoro-5-methyl-1H-pyrazole-3-carboxylic acid [4-(2-amino-ethoxy)-3-(2-methyl-2H-pyrazol-3-yl)-phenyl]-amide (Compound 309).**

The title compound was prepared in a similar manner as described in Example 4.10 to afford a pale yellow solid in 43.3% yield. LCMS m/z (%) = 359 (M+H, 100).

15 **Example 4.12: Preparation of 3,5-Dimethyl-1H-pyrrole-2-carboxylic acid [4-(2-amino-ethoxy)-3-(2-methyl-2H-pyrazol-3-yl)-phenyl]-amide (Compound 101).**

The title compound was prepared in a similar manner as described in Example 4.10 to afford a white solid in 34.9% yield. LCMS m/z (%) = 358 (M+H, 100).

20 **Example 4.13: Preparation of 4-Methyl-oxazole-5-carboxylic acid [4-(2-amino-ethoxy)-3-(2-methyl-2H-pyrazol-3-yl)-phenyl]-amide (Compound 113).**

The title compound was prepared in a similar manner as described in Example 4.10 to afford a white solid in 28.2% yield. LCMS m/z (%) = 342 (M+H, 100).

25 **Example 4.14: Preparation of 5-Isopropyl-isoxazole-3-carboxylic acid [4-(2-amino-ethoxy)-3-(2-methyl-2H-pyrazol-3-yl)-phenyl]-amide (Compound 131).**

The title compound was prepared in a similar manner as described in Example 4.10 to afford a white solid in 33.8% yield. LCMS m/z (%) = 370 (M+H, 100).

30 **Example 4.15: Preparation of 2-Methyl-furan-3-carboxylic acid [4-(2-amino-ethoxy)-3-(2-methyl-2H-pyrazol-3-yl)-phenyl]-amide (Compound 266).**

The title compound was prepared in a similar manner as described in Example 4.10 to afford a beige solid in 35.7% yield. LCMS m/z (%) = 341 (M+H, 100).

35 **Example 4.16: Preparation of 4-Methyl-[1,2,3]thiadiazole-5-carboxylic acid [4-(2-amino-ethoxy)-3-(2-methyl-2H-pyrazol-3-yl)-phenyl]-amide (Compound 100).**

The title compound was prepared in a similar manner as described in **Example 4.10** to afford a beige solid in 38.6% yield. LCMS m/z (%) = 359 (M+H, 100).

Example 4.17: Preparation of 5-Phenyl-isoxazole-3-carboxylic acid [4-(2-amino-ethoxy)-3-(2-methyl-2H-pyrazol-3-yl)-phenyl]-amide (Compound 290).

The title compound was prepared in a similar manner as described in **Example 4.10** to afford a beige solid in 26.3% yield. LCMS m/z (%) = 404 (M+H, 100).

Example 4.18: Preparation of 3-Phenyl-isoxazole-5-carboxylic acid [4-(2-amino-ethoxy)-3-(2-methyl-2H-pyrazol-3-yl)-phenyl]-amide (Compound 112).

The title compound was prepared in a similar manner as described in **Example 4.10** to afford a beige solid in 53.7% yield. LCMS m/z (%) = 404 (M+H, 100).

Example 4.19: Preparation of 5-Butyl-4-fluoro-1H-pyrazole-3-carboxylic acid [4-(2-amino-ethoxy)-3-(2-methyl-2H-pyrazol-3-yl)-phenyl]-amide (Compound 318).

The title compound was prepared in a similar manner as described in **Example 4.10** to afford a white solid in 36.7% yield. LCMS m/z (%) = 401 (M+H, 100).

Example 4.20: Preparation of N-[4-(2-Amino-ethoxy)-3-(2-methyl-2H-pyrazol-3-yl)-phenyl]-isonicotinamide (Compound 124).

The title compound was prepared in a similar manner as described in **Example 4.10** to afford a yellow solid in 13.8% yield. LCMS m/z (%) = 338 (M+H, 100).

Example 4.21: Preparation of N-[4-(2-Amino-ethoxy)-3-(2-methyl-2H-pyrazol-3-yl)-phenyl]-3,5-dichloro-isonicotinamide (Compound 2).

The title compound was prepared in a similar manner as described in **Example 4.10** to afford a white solid in 22.4% yield. LCMS m/z (%) = 407 (M+H ^{35}Cl , 100), 409 (M+H ^{37}Cl , 70).

Example 4.22: Preparation of Quinoline-2-carboxylic acid [4-(2-amino-ethoxy)-3-(2-methyl-2H-pyrazol-3-yl)-phenyl]-amide (Compound 211).

The title compound was prepared in a similar manner as described in **Example 4.10** to afford a yellow solid in 53.1% yield. LCMS m/z (%) = 388 (M+H, 100). ^1H NMR (400 MHz, DMSO- d_6) δ ppm 3.14 - 3.22 (m, 2 H), 3.75 (s, 3 H), 4.22 (t, $J=5.31$ Hz, 2 H), 6.41 (d, $J=2.00$ Hz, 1 H), 7.29 (d, $J=9.09$ Hz, 1 H), 7.51 (d, $J=2.02$ Hz, 1 H), 7.77 (t, $J=7.58$ Hz, 1 H), 7.87 - 7.97 (m, 4 H), 8.08 (dd, $J=9.09, 2.53$ Hz, 1 H), 8.14 (d, $J=7.58$ Hz, 1 H), 8.25 (d, $J=8.08$ Hz, 1 H), 8.24 (d, $J=8.59$ Hz, 1 H), 8.64 (d, $J=8.08$ Hz, 1 H), 10.84 (s, 1 H).

Example 4.23: Preparation of N-[4-(2-Amino-ethoxy)-3-(2-methyl-2H-pyrazol-3-yl)-phenyl]-4-chloro-nicotinamide (Compound 221).

5 The title compound was prepared in a similar manner as described in **Example 4.10** to afford a white solid in 23.3% yield. LCMS m/z (%) = 372 (M+H ^{35}Cl , 100), 374 (M+H ^{37}Cl , 34).

Example 4.24: Preparation of N-[4-(2-Amino-ethoxy)-3-(2-methyl-2H-pyrazol-3-yl)-phenyl]-2,6-dimethoxy-nicotinamide (Compound 231).

10 The title compound was prepared in a similar manner as described in **Example 4.10** to afford a white solid in 43.4% yield. LCMS m/z (%) = 398 (M+H, 100).

Example 4.25: Preparation of N-[4-(2-Amino-ethoxy)-3-(2-methyl-2H-pyrazol-3-yl)-phenyl]-6-methyl-nicotinamide (Compound 241).

15 The title compound was prepared in a similar manner as described in **Example 4.10** to afford a yellow solid in 31.4% yield. LCMS m/z (%) = 352 (M+H, 100).

Example 4.26: Preparation of N-[4-(2-Amino-ethoxy)-3-(2-methyl-2H-pyrazol-3-yl)-phenyl]-6-phenoxy-nicotinamide (Compound 257).

20 The title compound was prepared in a similar manner as described in **Example 4.10** to afford a white solid in 45.8% yield. LCMS m/z (%) = 430 (M+H, 100).

Example 4.27: Preparation of N-[4-(2-Amino-ethoxy)-3-(2-methyl-2H-pyrazol-3-yl)-phenyl]-6-cyano-nicotinamide (Compound 299).

25 The title compound was prepared in a similar manner as described in **Example 4.10** to afford a yellow solid in 13.3% yield. LCMS m/z (%) = 363 (M+H, 100). ^1H NMR (400 MHz, DMSO- d_6) δ ppm 3.18 (d, $J=5.56$ Hz, 2 H), 3.71 (s, 3 H), 4.20 (t, $J=5.31$ Hz, 2 H), 6.37 (s, 1 H), 7.27 (d, $J=8.59$ Hz, 1 H), 7.50 (s, 1 H), 7.72 (d, $J=2.53$ Hz, 1 H), 7.81 - 7.93 (m, 4 H), 8.26 (d, $J=8.08$ Hz, 1 H), 8.52 (dd, $J=8.08$, 2.02 Hz, 1 H), 9.23 (s, 1 H), 10.70 (s, 1 H).

Example 4.28: Preparation of 6-Acetylamino-N-[4-(2-amino-ethoxy)-3-(2-methyl-2H-pyrazol-3-yl)-phenyl]-nicotinamide (Compound 311).

30 The title compound was prepared in a similar manner as described in **Example 4.10** to afford a white solid in 19.1% yield. LCMS m/z (%) = 395 (M+H, 100).

Example 4.29: Preparation of 5-Ethyl-4-fluoro-1H-pyrazole-3-carboxylic acid [4-(2-amino-ethoxy)-3-(2-methyl-2H-pyrazol-3-yl)-phenyl]-amide (Compound 200).

The title compound was prepared in a similar manner as described in **Example 4.10** to afford a white solid in 12.1% yield. LCMS m/z (%) = 373 (M+H, 100).

Example 4.30: Preparation of N-[4-(2-Amino-ethoxy)-3-(2-methyl-2H-pyrazol-3-yl)-phenyl]-2-methyl-nicotinamide (Compound 97).

The title compound was prepared in a similar manner as described in **Example 4.10** to afford a white solid in 17.5% yield. LCMS m/z (%) = 352 (M+H, 100).

Example 4.31: Preparation of N-[4-(2-Amino-ethoxy)-3-(2-methyl-2H-pyrazol-3-yl)-phenyl]-2-(2-methoxy-phenyl)-acetamide (Compound 115).

The title compound was prepared in a similar manner as described in **Example 4.10** to afford a white solid in 43.6% yield. LCMS m/z (%) = 381 (M+H, 100).

Example 4.32: Preparation of N-[4-(2-Amino-ethoxy)-3-(2-methyl-2H-pyrazol-3-yl)-phenyl]-2-benzo[1,3]dioxol-5-yl-acetamide (Compound 139).

The title compound was prepared in a similar manner as described in **Example 4.10** to afford a white solid in 39.0% yield. LCMS m/z (%) = 395 (M+H, 100).

Example 4.33: Preparation of N-[4-(2-Amino-ethoxy)-3-(2-methyl-2H-pyrazol-3-yl)-phenyl]-3-(2-methoxy-phenyl)-propionamide (Compound 162).

The title compound was prepared in a similar manner as described in **Example 4.10** to afford a white solid in 34.6% yield. LCMS m/z (%) = 395 (M+H, 100).

Example 4.34: Preparation of N-[4-(2-Amino-ethoxy)-3-(2-methyl-2H-pyrazol-3-yl)-phenyl]-2-(1H-indol-3-yl)-acetamide (Compound 297).

The title compound was prepared in a similar manner as described in **Example 4.10** to afford a pale yellow solid in 39.8% yield. LCMS m/z (%) = 390 (M+H, 100). ^1H NMR (400 MHz, DMSO- d_6) δ ppm 3.09 - 3.19 (m, 2 H), 3.67 (s, 3 H), 3.71 (s, 2 H), 4.13 (t, $J=5.56$ Hz, 2 H), 6.31 (d, $J=1.52$ Hz, 1 H), 6.95 - 7.01 (m, 1 H), 7.04 - 7.10 (m, 1 H), 7.17 (d, $J=9.09$ Hz, 1 H), 7.26 (d, $J=2.02$ Hz, 1 H), 7.35 (d, $J=8.08$ Hz, 1 H), 7.46 (d, $J=2.02$ Hz, 1 H), 7.56 (d, $J=2.53$ Hz, 1 H), 7.60 (d, $J=8.08$ Hz, 1 H), 7.68 (dd, $J=8.84, 2.78$ Hz, 1 H), 7.84 (s, $J=7.58$ Hz, 2 H), 10.13 (s, 1 H), 10.92 (s, 1 H).

Example 4.35: Preparation of 3-Methoxy-cyclohexanecarboxylic acid [4-(2-amino-ethoxy)-3-(2-methyl-2H-pyrazol-3-yl)-phenyl]-amide (Compound 8).

The title compound was prepared in a similar manner as described in **Example 4.10** to afford a white solid in 13.2% yield. LCMS m/z (%) = 373 (M+H, 100).

Example 4.36: Preparation of 4-Methoxy-cyclohexanecarboxylic acid [4-(2-amino-ethoxy)-3-(2-methyl-2H-pyrazol-3-yl)-phenyl]-amide (Compound 136).

The title compound was prepared in a similar manner as described in **Example 4.10** to afford a white solid in 21.7% yield. LCMS m/z (%) = 373 (M+H, 100).

Example 4.37: Preparation of N-[4-(2-Amino-ethoxy)-3-(2-methyl-2H-pyrazol-3-yl)-phenyl]-2-thiophen-3-yl-acetamide (Compound 215).

The title compound was prepared in a similar manner as described in **Example 4.10** to afford a white solid in 41.6% yield. LCMS m/z (%) = 357 (M+H, 100).

Example 4.38: Preparation of 5-Cyclopropyl-4-fluoro-1H-pyrazole-3-carboxylic acid [4-(2-amino-ethoxy)-3-(2-methyl-2H-pyrazol-3-yl)-phenyl]-amide (Compound 214).

The title compound was prepared in a similar manner as described in **Example 4.10** to afford a white solid in 32.5% yield. LCMS m/z (%) = 385 (M+H, 100).

Example 4.39: Preparation of N-[4-(2-Amino-ethoxy)-3-(2-methyl-2H-pyrazol-3-yl)-phenyl]-2-hydroxy-nicotinamide (Compound 62).

The title compound was prepared in a similar manner as described in **Example 4.10** to afford a pale yellow solid in 32.5% yield. LCMS m/z (%) = 354 (M+H, 100). ^1H NMR (400 MHz, DMSO- d_6) δ ppm 3.11 - 3.19 (m, 2 H), 3.70 (s, 3 H), 4.17 (t, $J=5.56$ Hz, 2 H), 6.37 (s, 1 H), 6.58 (t, $J=6.57$ Hz, 1 H), 7.23 (d, $J=8.59$ Hz, 1 H), 7.48 (d, $J=2.02$ Hz, 1 H), 7.68 - 7.75 (m, 2 H), 7.82 (dt, $J=6.32, 2.02$ Hz, 1 H), 7.85 - 7.93 (m, 2 H), 8.44 (dd, $J=7.33, 2.27$ Hz, 1 H), 12.17 (s, 1 H), 12.76 (d, $J=6.06$ Hz, 1 H).

Example 4.40: Preparation of (S)-N-[4-(2-Amino-ethoxy)-3-(2-methyl-2H-pyrazol-3-yl)-phenyl]-2-methoxy-2-phenyl-acetamide (Compound 230).

The title compound was prepared in a similar manner as described in **Example 4.10** to afford a white solid in 24.4% yield. LCMS m/z (%) = 381 (M+H, 100).

Example 4.41: Preparation of 6-Oxo-1,6-dihydro-pyridine-3-carboxylic acid [4-(2-amino-ethoxy)-3-(2-methyl-2H-pyrazol-3-yl)-phenyl]-amide (Compound 134).

The title compound was prepared in a similar manner as described in **Example 4.10** to afford a pale yellow solid in 30.6% yield. LCMS m/z (%) = 354 (M+H, 100).

Example 4.42: Preparation of N-[4-(2-Amino-ethoxy)-3-(2-methyl-2H-pyrazol-3-yl)-phenyl]-2-(3,4-dichloro-phenyl)-2-methoxy-acetamide (Compound 151).

The title compound was prepared in a similar manner as described in **Example 4.10** to afford a white solid in 48.0% yield. LCMS m/z (%) = 450 ($M+H$ ^{35}Cl , 100), 452 ($M+H$ ^{37}Cl , 72).

5 **Example 4.43: Preparation of 4-Chloro-1-methyl-1H-pyrazole-3-carboxylic acid [4-(2-amino-ethoxy)-3-(2-methyl-2H-pyrazol-3-yl)-phenyl]-amide (Compound 234).**

The title compound was prepared in a similar manner as described in **Example 4.10** to afford a white solid in 49.8% yield. LCMS m/z (%) = 375 ($M+H$ ^{35}Cl , 100), 377 ($M+H$ ^{37}Cl , 38). 1H NMR (400 MHz, DMSO- d_6) δ ppm 3.16 (dt, $J=10.99$, 5.31 Hz, 2 H), 3.72 (s, 3 H), 3.94 (s, 3 H), 4.17 (t, $J=5.56$ Hz, 2 H), 6.37 (d, $J=2.02$ Hz, 1 H), 7.20 (d, $J=9.09$ Hz, 1 H), 7.49 (d, $J=2.02$ Hz, 1 H), 7.74 (d, $J=2.53$ Hz, 1 H), 7.84 - 7.96 (m, 3 H), 8.13 (s, 1 H), 10.24 (s, 1 H).

10 **Example 4.44: Preparation of 4-Methoxy-thiophene-3-carboxylic acid [4-(2-amino-ethoxy)-3-(2-methyl-2H-pyrazol-3-yl)-phenyl]-amide (Compound 163).**

15 The title compound was prepared in a similar manner as described in **Example 4.10** to afford a white solid in 5.0% yield. LCMS m/z (%) = 373 ($M+H$, 100).

Example 4.45: Preparation of N-[4-(2-Amino-ethoxy)-3-(2-methyl-2H-pyrazol-3-yl)-phenyl]-2-(2-ethoxy-phenyl)-acetamide (Compound 175).

20 The title compound was prepared in a similar manner as described in **Example 4.10** to afford a beige solid in 17.0% yield. LCMS m/z (%) = 395 ($M+H$, 100).

Example 4.46: Preparation of N-[4-(2-Amino-ethoxy)-3-(2-methyl-2H-pyrazol-3-yl)-phenyl]-2-(2,3-dimethoxy-phenyl)-acetamide (Compound 187).

25 The title compound was prepared in a similar manner as described in **Example 4.10** to afford a white solid in 32.0% yield. LCMS m/z (%) = 411 ($M+H$, 100).

Example 4.47: Preparation of 8-Methoxy-1,2,3,4-tetrahydro-naphthalene-2-carboxylic acid [4-(2-amino-ethoxy)-3-(2-methyl-2H-pyrazol-3-yl)-phenyl]-amide (Compound 325).

30 The title compound was prepared in a similar manner as described in **Example 4.10** to afford a white solid in 13.2% yield. LCMS m/z (%) = 421 ($M+H$, 100).

Example 4.48: Preparation of N-[4-(2-Amino-ethoxy)-3-(2-methyl-2H-pyrazol-3-yl)-phenyl]-2-(5-methyl-tetrazol-1-yl)-acetamide (Compound 14).

35 The title compound was prepared in a similar manner as described in **Example 4.10** to afford a white solid in 23.2% yield. LCMS m/z (%) = 357 ($M+H$, 100).

Example 4.49: Preparation of 4-Acetyl-N-[4-(2-amino-ethoxy)-3-(2-methyl-2H-pyrazol-3-yl)-phenyl]-benzamide (Compound 331).

The title compound was prepared in a similar manner as described in **Example 4.10** to afford a white solid in 43.7% yield. LCMS m/z (%) = 379 (M+H, 100).

Example 4.50: Preparation of 1-Methyl-5-trifluoromethyl-1H-pyrazole-4-carboxylic acid [4-(2-amino-ethoxy)-3-(2-methyl-2H-pyrazol-3-yl)-phenyl]-amide (Compound 255).

The title compound was prepared in a similar manner as described in **Example 4.10** to afford a white solid in 52.3% yield. LCMS m/z (%) = 409 (M+H, 100).

Example 4.51: Preparation of N-[4-(2-Amino-ethoxy)-3-(2-methyl-2H-pyrazol-3-yl)-phenyl]-3-chloro-isonicotinamide (Compound 337).

The title compound was prepared in a similar manner as described in **Example 4.10** to afford a yellow solid in 45.2% yield. LCMS m/z (%) = 372 (M+H, 100).

Example 4.52: Preparation of 6-Methyl-pyridine-2-carboxylic acid [4-(2-amino-ethoxy)-3-(2-methyl-2H-pyrazol-3-yl)-phenyl]-amide (Compound 52).

The title compound was prepared in a similar manner as described in **Example 4.10** to afford a yellow solid in 52.5% yield. LCMS m/z (%) = 352 (M+H, 100).

Example 4.53: Preparation of 1H-Imidazole-4-carboxylic acid [4-(2-amino-ethoxy)-3-(2-methyl-2H-pyrazol-3-yl)-phenyl]-amide (Compound 251).

The title compound was prepared in a similar manner as described in **Example 4.10** to afford a white solid in 30.4% yield. LCMS m/z (%) = 327 (M+H, 100).

Example 4.54: Preparation of *tert*-butyl {2-[4-({[(2,5-dioxopyrrolidin-1-yl)oxy]carbonyl}amino)-2-(1-methyl-1H-pyrazol-5-yl)phenoxy]ethyl}carbamate:

N,N'-Disuccinimidyl carbonate (462mg, 1.2eq) was dissolved in 30mL dimethylformamide and cooled to 0°C. To this was added the *tert*-butyl 2-(4-amino-2-(1-methyl-1H-pyrazol-5-yl)phenoxy)ethylcarbamate (500 mg, 1.81mmol) dissolved in 10mL dimethylformamide, drop-wise over 30mins. The solution was removed from the ice bath and stirred at room temperature for 2hr, then moved to an oil bath and stirred at 65°C for 30 minutes. It was then removed from heating and allowed to cool to room temperature. It was used in the following step without purification. LCMS m/z (%) = 474 (M+H, 100).

Example 4.55: Preparation of 3,4-Dihydro-1H-isoquinoline-2-carboxylic acid [4-(2-amino-ethoxy)-3-(2-methyl-2H-pyrazol-3-yl)-phenyl]-amide (Compound 269).

A 2 mL aliquot of *tert*-butyl {2-[4-({[(2,5-dioxopyrrolidin-1-yl)oxy]carbonyl}amino)-2-(1-methyl-1*H*-pyrazol-5-yl)phenoxy]ethyl}carbamate in dimethylformamide (60.0 μ mol) was added to 1,2,3,4-tetrahydroisoquinoline (9.59mg, 1.2eq) and stirred at room temperature for 18hr. To this was added 2.0M hydrochloric acid in ether (150 μ L, 5eq) and the reaction was stirred at room temperature for 60hr. Some of the deprotections were incomplete so 2-3 drops of concentrated hydrochloric acid was added to these and they were stirred for another 24hr. The ether and hydrochloric acid were evaporated under a stream of nitrogen and it was purified by HPLC. The proper fractions were collected and lyophilized to afford the title compound as a white solid in 42.9% yield. LCMS m/z (%) = 392 (M+H, 100). ^1H NMR (400 MHz, DMSO- d_6) δ ppm 2.85 (t, J =5.81 Hz, 2 H), 3.09 - 3.17 (m, 2 H), 3.69 (t, J =5.6 Hz, 2 H), 3.69 (s, 3 H), 4.12 (t, J =5.56 Hz, 2 H), 4.63 (s, 2 H), 6.32 (d, J =2.02 Hz, 1 H), 7.13 (d, J =9.09 Hz, 1 H), 7.19 (s, 3 H), 7.43 (d, J =2.53 Hz, 1 H), 7.47 (d, J =1.52 Hz, 1 H), 7.57 (dd, J =9.09, 3.03 Hz, 1 H), 7.87 (s, 2 H), 8.60 (s, 1 H).

Example 4.56: Preparation of 3,4-Dihydro-2H-quinoline-1-carboxylic acid [4-(2-amino-ethoxy)-3-(2-methyl-2H-pyrazol-3-yl)-phenyl]-amide (Compound 109).

The title compound was prepared in a similar manner as described in Example 4.55 to afford an orange oil in 47.1% yield. LCMS m/z (%) = 392 (M+H, 100).

Example 4.57: Preparation of 2,3-Dihydro-indole-1-carboxylic acid [4-(2-amino-ethoxy)-3-(2-methyl-2H-pyrazol-3-yl)-phenyl]-amide (Compound 133).

The title compound was prepared in a similar manner as described in Example 4.55 to afford a white solid in 37.1% yield. LCMS m/z (%) = 378 (M+H, 100).

Example 4.58: Preparation of 1,3-Dihydro-isoindole-2-carboxylic acid [4-(2-amino-ethoxy)-3-(2-methyl-2H-pyrazol-3-yl)-phenyl]-amide (Compound 156).

The title compound was prepared in a similar manner as described in Example 4.55 to afford a white solid in 4.8% yield. LCMS m/z (%) = 378 (M+H, 100). ^1H NMR (400 MHz, DMSO- d_6) δ ppm 3.10 - 3.18 (m, 2 H), 3.70 (s, 3 H), 4.13 (t, J =5.56 Hz, 2 H), 4.76 (s, 4 H), 6.33 (d, J =2.02 Hz, 1 H), 7.16 (d, J =9.09 Hz, 1 H), 7.29 - 7.39 (m, 3 H), 7.48 (d, J =2.02 Hz, 1 H), 7.52 (d, J =2.53 Hz, 1 H), 7.66 (dd, J =9.09, 3.03 Hz, 1 H), 7.84 (s, 1 H), 7.89 (s, 2 H), 8.40 (s, 1 H).

Example 4.59: Preparation of 2,3,4,5-Tetrahydro-benzo[b][1,4]diazepine-1-carboxylic acid [4-(2-amino-ethoxy)-3-(2-methyl-2H-pyrazol-3-yl)-phenyl]-amide (Compound 294).

The title compound was prepared in a similar manner as described in Example 4.55 to afford an orange oil in 33.6% yield. LCMS m/z (%) = 407 (M+H, 100).

Example 4.60: Preparation of Octahydro-isoquinoline-2-carboxylic acid [4-(2-amino-ethoxy)-3-(2-methyl-2H-pyrazol-3-yl)-phenyl]-amide (Compound 306).

5 The title compound was prepared in a similar manner as described in **Example 4.55** to afford a white solid in 10.4% yield. LCMS m/z (%) = 398 (M+H, 100).

Example 4.61: Preparation of N-[4-(2-Amino-ethoxy)-3-(2-methyl-2H-pyrazol-3-yl)-phenyl]-2-oxo-2-p-tolyl-acetamide (Compound 20),

10 The 2-oxo-2-p-tolylacetic acid (14.82mg, 1.2eq), triethylamine (31.45 μ L, 3.0eq) and HATU (34.32mg, 1.2eq) were dissolved in 1mL of dichloromethane and stirred at room temperature for 20 minutes. At this time tert-butyl 2-(4-amino-2-(1-methyl-1H-pyrazol-5-yl)phenoxy)ethylcarbamate (25.0 mg, 75.2 μ mol) dissolved in 0.5mL of dichloromethane was added and the reaction was stirred at room temperature for 18hr. The solvent was evaporated under a stream of nitrogen and the residue was dissolved in 0.5mL of ethyl acetate. To this was
15 added 2.0M hydrochloric acid in ether (188 μ L, 5eq) and the reaction was stirred at room temperature overnight. The solvent was evaporated under a stream of nitrogen and the residue was dissolved in 1mL of dimethylsulfoxide and purified by HPLC. The proper fractions were collected and lyophilized to afford the title compound as a white solid in 32.2% yield. LCMS m/z (%) = 379 (M+H, 100). ^1H NMR (400 MHz, DMSO- d_6) δ ppm 2.42 (s, 3 H), 3.12 - 3.21 (m, 2 H), 3.71 (s, 3 H), 4.19 (t, J =5.56 Hz, 2 H), 6.37 (d, J =1.52 Hz, 1 H), 7.26 (d, J =9.09 Hz, 1 H), 7.42 (d, J =8.59 Hz, 2 H), 7.49 (d, J =2.02 Hz, 1 H), 7.70 (d, J =2.53 Hz, 1 H), 7.82 (dd, J =9.09, 2.53 Hz, 1 H), 7.97 (d, J =8.08 Hz, 2 H), 10.96 (s, 1 H).
20

Example 4.62: Preparation of N-[4-(2-Amino-ethoxy)-3-(2-methyl-2H-pyrazol-3-yl)-phenyl]-2-phenyl-acetamide (Compound 125).

25 The title compound was prepared in a similar manner as described in **Example 4.61** to afford a white solid in 34.0% yield. LCMS m/z (%) = 351 (M+H, 100).

Example 4.63: Preparation of N-[4-(2-Amino-ethoxy)-3-(2-methyl-2H-pyrazol-3-yl)-phenyl]-2-(3-chloro-phenyl)-acetamide (Compound 178).

30 The title compound was prepared in a similar manner as described in **Example 4.61** to afford a white solid in 44.3% yield. LCMS m/z (%) = 385 (M+H ^{35}Cl , 100), 387 (M+H ^{37}Cl , 37).

Example 4.64: Preparation of N-[4-(2-Amino-ethoxy)-3-(2-methyl-2H-pyrazol-3-yl)-phenyl]-2-(2-chloro-phenyl)-acetamide (Compound 38).

The title compound was prepared in a similar manner as described in **Example 4.61** to afford a white solid in 45.4% yield. LCMS m/z (%) = 385 (M+H ^{35}Cl , 100), 387 (M+H ^{37}Cl , 36).

5 **Example 4.65: Preparation of N-[4-(2-Amino-ethoxy)-3-(2-methyl-2H-pyrazol-3-yl)-phenyl]-2-(2-fluoro-phenyl)-acetamide (Compound 143).**

The title compound was prepared in a similar manner as described in **Example 4.61** to afford a white solid in 70.7% yield. LCMS m/z (%) = 369 (M+H, 100).

10 **Example 4.66: Preparation of N-[4-(2-Amino-ethoxy)-3-(2-methyl-2H-pyrazol-3-yl)-phenyl]-2-m-tolyl-acetamide (Compound 42).**

The title compound was prepared in a similar manner as described in **Example 4.61** to afford a white solid in 69.8% yield. LCMS m/z (%) = 365 (M+H, 100).

15 **Example 4.67: Preparation of N-[4-(2-Amino-ethoxy)-3-(2-methyl-2H-pyrazol-3-yl)-phenyl]-2-o-tolyl-acetamide (Compound 154).**

The title compound was prepared in a similar manner as described in **Example 4.61** to afford a white solid in 52.5% yield. LCMS m/z (%) = 365 (M+H, 100). ^1H NMR (400 MHz, DMSO- d_6) δ ppm 2.29 (s, 3 H), 3.10 - 3.16 (m, 2 H), 3.66 (s, 2 H), 3.67 (s, 3 H), 4.13 (t, $J=5.56$ Hz, 2 H), 6.31 (s, 1 H), 7.09 - 7.19 (m, 4 H), 7.22 - 7.25 (m, 1 H), 7.46 (d, $J=2.02$ Hz, 1 H), 7.55 (d, $J=2.53$ Hz, 1 H), 7.66 (dd, $J=9.09, 2.53$ Hz, 1 H), 7.87 (s, 2 H), 10.21 (s, 1 H).

25 **Example 4.68: Preparation of N-[4-(2-Amino-ethoxy)-3-(2-methyl-2H-pyrazol-3-yl)-phenyl]-2-(3-trifluoromethyl-phenyl)-acetamide (Compound 184).**

The title compound was prepared in a similar manner as described in **Example 4.61** to afford a white solid in 40.4% yield. LCMS m/z (%) = 419 (M+H, 100).

30 **Example 4.69: Preparation of N-[4-(2-Amino-ethoxy)-3-(2-methyl-2H-pyrazol-3-yl)-phenyl]-2-(2-trifluoromethyl-phenyl)-acetamide (Compound 210).**

The title compound was prepared in a similar manner as described in **Example 4.61** to afford a white solid in 43.9% yield. LCMS m/z (%) = 419 (M+H, 100).

35 **Example 4.70: Preparation of N-[4-(2-Amino-ethoxy)-3-(2-methyl-2H-pyrazol-3-yl)-phenyl]-2-(4-methoxy-phenyl)-2-oxo-acetamide (Compound 26).**

The title compound was prepared in a similar manner as described in **Example 4.61** to afford a white solid in 31.7% yield. LCMS m/z (%) = 395 (M+H, 100).

Example 4.71: Preparation of N-[4-(2-Amino-ethoxy)-3-(2-methyl-2H-pyrazol-3-yl)-phenyl]-3-(1H-indol-3-yl)-propionamide (Compound 225).

The title compound was prepared in a similar manner as described in **Example 4.61** to afford a white solid in 65.0% yield. LCMS m/z (%) = 404 (M+H, 100). ^1H NMR (400 MHz, DMSO- d_6) δ ppm 2.67 (t, $J=7.83$ Hz, 2 H), 3.02 (t, $J=7.58$ Hz, 2 H), 3.11 - 3.17 (m, 2 H), 3.68 (s, 3 H), 4.13 (t, $J=5.56$ Hz, 2 H), 6.33 (d, $J=2.02$ Hz, 1 H), 6.98 (ddd, $J=8.08$, 7.07, 1.01 Hz, 1 H), 7.07 (dt, $J=7.58$, 1.01 Hz, 1 H), 7.13 (d, $J=2.53$ Hz, 1 H), 7.17 (d, $J=8.59$ Hz, 1 H), 7.33 (d, $J=8.08$ Hz, 1 H), 7.48 (d, $J=2.02$ Hz, 1 H), 7.53 - 7.59 (m, 2 H), 7.66 (dd, $J=9.09$, 2.53 Hz, 1 H), 7.87 (s, 2 H), 9.96 (s, 1 H), 10.78 (s, 1 H).

Example 4.72: Preparation of N-[4-(2-Amino-ethoxy)-3-(2-methyl-2H-pyrazol-3-yl)-phenyl]-3-cyclohexyl-propionamide (Compound 240).

The title compound was prepared in a similar manner as described in **Example 4.61** to afford a white solid in 47.2% yield. LCMS m/z (%) = 371 (M+H, 100).

Example 4.73: Preparation of N-[4-(2-Amino-ethoxy)-3-(2-methyl-2H-pyrazol-3-yl)-phenyl]-2-benzo[d]isoxazol-3-yl-acetamide (Compound 148).

The title compound was prepared in a similar manner as described in **Example 4.61** to afford a white solid in 38.3% yield. LCMS m/z (%) = 392 (M+H, 100).

Example 4.74: Preparation of N-[4-(2-Amino-ethoxy)-3-(2-methyl-2H-pyrazol-3-yl)-phenyl]-2-(3,5-dimethyl-pyrazol-1-yl)-acetamide (Compound 262).

The title compound was prepared in a similar manner as described in **Example 4.61** to afford a white solid in 93.2% yield. LCMS m/z (%) = 369 (M+H, 100). ^1H NMR (400 MHz, DMSO- d_6) δ ppm 2.07 (s, 3 H), 2.20 (s, 3 H), 3.11 - 3.18 (m, 2 H), 3.68 (s, 3 H), 4.15 (t, $J=5.56$ Hz, 2 H), 4.82 (s, 2 H), 5.83 (s, 1 H), 6.33 (d, $J=1.52$ Hz, 1 H), 7.20 (d, $J=9.09$ Hz, 1 H), 7.48 (d, $J=2.02$ Hz, 1 H), 7.55 (d, $J=3.03$ Hz, 1 H), 7.65 (dd, $J=9.09$, 2.53 Hz, 1 H), 7.85 (s, 2 H), 10.34 (s, 1 H).

Example 4.75: Preparation of N-[4-(2-Amino-ethoxy)-3-(2-methyl-2H-pyrazol-3-yl)-phenyl]-2-(2,4-difluoro-phenyl)-acetamide (Compound 102).

The title compound was prepared in a similar manner as described in **Example 4.61** to afford a white solid in 63.6% yield. LCMS m/z (%) = 387 (M+H, 100).

Example 4.76: Preparation of N-[4-(2-Amino-ethoxy)-3-(2-methyl-2H-pyrazol-3-yl)-phenyl]-2-(3-fluoro-phenyl)-acetamide (Compound 120).

The title compound was prepared in a similar manner as described in **Example 4.61** to afford a white solid in 58.8% yield. LCMS m/z (%) = 369 (M+H, 100).

Example 4.77: Preparation of N-[4-(2-Amino-ethoxy)-3-(2-methyl-2H-pyrazol-3-yl)-phenyl]-2-(4-fluoro-phenyl)-2-oxo-acetamide (Compound 32).

The title compound was prepared in a similar manner as described in **Example 4.61** to afford a white solid in 32.9% yield. LCMS m/z (%) = 383 (M+H, 100).

Example 4.78: Preparation of N-[4-(2-Amino-ethoxy)-3-(2-methyl-2H-pyrazol-3-yl)-phenyl]-2-(4-trifluoromethyl-phenyl)-acetamide (Compound 165).

The title compound was prepared in a similar manner as described in **Example 4.61** to afford a white solid in 30.2% yield. LCMS m/z (%) = 419 (M+H, 100).

Example 4.79: Preparation of N-[4-(2-Amino-ethoxy)-3-(2-methyl-2H-pyrazol-3-yl)-phenyl]-2-(4-chloro-phenyl)-2-oxo-acetamide (Compound 202).

The title compound was prepared in a similar manner as described in **Example 4.61** to afford a white solid in 28.4% yield. LCMS m/z (%) = 399 (M+H ^{35}Cl , 100), 401 (M+H ^{37}Cl , 38).

Example 4.80: Preparation of N-[4-(2-Amino-ethoxy)-3-(2-methyl-2H-pyrazol-3-yl)-phenyl]-2-(3-fluoro-4-methoxy-phenyl)-acetamide (Compound 229).

The title compound was prepared in a similar manner as described in **Example 4.61** to afford a white solid in 85.0% yield. LCMS m/z (%) = 399 (M+H, 100).

Example 4.81: Preparation of N-[4-(2-Amino-ethoxy)-3-(2-methyl-2H-pyrazol-3-yl)-phenyl]-2-fluoro-5-methoxy-benzamide (Compound 249).

The title compound was prepared in a similar manner as described in **Example 4.61** to afford a white solid in 64.1% yield. LCMS m/z (%) = 385 (M+H, 100). ^1H NMR (400 MHz, DMSO- d_6) δ ppm 3.12 - 3.20 (m, 2 H), 3.70 (s, 3 H), 3.80 (s, 3 H), 4.17 (t, $J=5.56$ Hz, 2 H), 6.36 (s, 1 H), 7.08 - 7.19 (m, 2 H), 7.21 - 7.32 (m, 2 H), 7.49 (d, $J=2.02$ Hz, 1 H), 7.68 (d, $J=3.03$ Hz, 1 H), 7.81 (dd, $J=9.09, 2.53$ Hz, 1 H), 7.88 (s, 2 H), 10.42 (s, 1 H).

Example 4.82: Preparation of N-[4-(2-Amino-ethoxy)-3-(2-methyl-2H-pyrazol-3-yl)-phenyl]-2-bicyclo[2.2.1]hept-2-yl-acetamide (Compound 95).

The title compound was prepared in a similar manner as described in **Example 4.61** to afford a white solid in 48.1% yield. LCMS m/z (%) = 369 (M+H, 100).

Example 4.83: Preparation of *tert*-butyl {2-[4-({[(2,5-dioxopyrrolidin-1-yl)oxy]carbonyl}amino)-2-(1-methyl-1*H*-pyrazol-5-yl)phenoxy]ethyl}carbamate:

N,N'-Disuccinimidyl carbonate (262mg, 1.2eq) was dissolved in 6mL dimethylformamide and cooled to 0°C. To this was added the *tert*-butyl 2-(4-amino-2-(1-methyl-1*H*-pyrazol-5-yl)phenoxy)ethylcarbamate (242mg, 0.95mmol) dissolved in 4mL dimethylformamide, drop-wise over 30mins. The solution was removed from the ice bath and stirred at room temperature for 2hr, then moved to an oil bath and stirred at 65°C for 30 minutes. The mixture was used without further purification.

Example 4.84: Preparation of 4-Chloro-2,3-dihydro-indole-1-carboxylic acid [4-(2-aminoethoxy)-3-(2-methyl-2*H*-pyrazol-3-yl)-phenyl]-amide (Compound 326).

A 1mL aliquot of *tert*-butyl {2-[4-({[(2,5-dioxopyrrolidin-1-yl)oxy]carbonyl}amino)-2-(1-methyl-1*H*-pyrazol-5-yl)phenoxy]ethyl}carbamate in dimethylformamide (78.8 μmol) was added to 4-chloroindoline (14.52mg, 1.2eq) and stirred at room temperature for 18hr. To this was added 2.0M hydrochloric acid in ether (197 μL, 5eq) and the reaction was stirred at room temperature for 24hr (2-3 drops of concentrated hydrochloric acid was added if the deprotection was incomplete and the resulting mixture was stirred for another 24hr). The ether and hydrochloric acid were evaporated under a stream of nitrogen and the resulting material was purified by HPLC. The proper fractions were collected and lyophilized to afford the title compound as a white solid in 43.5% yield. LCMS *m/z* (%) = 412 (M+H³⁵Cl, 100), 414 (M+H³⁷Cl, 36). ¹H NMR (400 MHz, DMSO-*d*₆) δ ppm 3.10 - 3.24 (m, 4 H), 3.71 (s, 3 H), 4.13 - 4.21 (m, 4 H), 6.34 (d, *J*=2.02 Hz, 1 H), 6.96 (d, *J*=8.08 Hz, 1 H), 7.13 - 7.21 (m, 2 H), 7.48 - 7.50 (m, 2 H), 7.64 (dd, *J*=8.84, 2.78 Hz, 1 H), 7.81 (d, *J*=7.58 Hz, 1 H), 7.92 (s, 2 H), 8.63 (s, 1 H).

Example 4.85: Preparation of 6-Fluoro-2,3-dihydro-indole-1-carboxylic acid [4-(2-aminoethoxy)-3-(2-methyl-2*H*-pyrazol-3-yl)-phenyl]-amide (Compound 183).

The title compound was prepared in a similar manner as described in Example 4.84 to afford a white solid in 32.1% yield. LCMS *m/z* (%) = 396 (M+H, 100).

Example 4.86: Preparation of 2-Oxo-1,2-dihydro-pyridine-3-carboxylic acid [4-(2-aminoethoxy)-3-(2-methyl-2*H*-pyrazol-3-yl)-phenyl]-amide (Compound 213).

The title compound was prepared in a similar manner as described in Example 4.10 to afford a pale yellow solid in 13.8% yield. LCMS *m/z* (%) = 354(M+H, 100).

Example 5: Preparation of Compounds.

Example 5.1: Preparation of N-[4-((*R*)-2-Amino-propoxy)-3-(4-chloro-2-methyl-2*H*-pyrazol-3-yl)-phenyl]-2-fluoro-4-methoxy-benzamide (Compound 79).

Step A: Preparation of the intermediate N-(3-(4-chloro-1-methyl-1H-pyrazol-5-yl)-4-hydroxyphenyl)-2-fluoro-4-methoxybenzamide.

4-Amino-2-(4-chloro-1-methyl-1H-pyrazol-5-yl)phenol (2.0 g, 8.94 mmol) was suspended in anhydrous CH_2Cl_2 (75 mL). The suspension was made to dissolve by the adding anhydrous DMF (5 mL) and briefly heating the solution using a heat gun ($\sim 50^\circ\text{C}$). 2-Fluoro-4-methoxybenzoic acid (1.52 g, 8.94 mmol), DIEA (2.34 mL, 13.4 mmol) and HATU (4.08 g, 10.7 mmol) were added to the solution. The reaction was stirred at room temperature for 2 hours. After this time, the reaction was extracted (120 mL each of $\text{H}_2\text{O}/\text{CH}_2\text{Cl}_2$). The aqueous layer was extracted once more with CH_2Cl_2 (120 mL). The combined organic layer was dried over MgSO_4 , filtered, and concentrated. The product was purified by column chromatography (0,20,40,50,70% EtOAc/Hexanes) to yield N-(3-(4-chloro-1-methyl-1H-pyrazol-5-yl)-4-hydroxyphenyl)-2-fluoro-4-methoxybenzamide (2.88 g, 7.66 mmol, 77.1%) as a colorless oil that turned solid upon standing. LCMS m/z 376.1 (M+H); ^1H NMR (400 MHz, $\text{MeOH}-d_4$) δ ppm 3.76 (s, 3 H), 3.90 (s, 3 H), 6.87 (dd, $J=33.09$, 2.53 Hz, 1 H), 6.87 (dd, $J=11.49$, 2.40 Hz, 1 H), 7.00 (d, $J=8.59$ Hz, 1 H), 7.54 (s, 1 H), 7.55 (d, $J=2.53$ Hz, 1 H), 7.66 (dd, $J=8.84$, 2.53 Hz, 1 H), 7.76 (t, $J=8.72$ Hz, 1 H).

Step B: Preparation of N-[4-((R)-2-Amino-propoxy)-3-(4-chloro-2-methyl-2H-pyrazol-3-yl)-phenyl]-2-fluoro-4-methoxy-benzamide (Compound 79).

N-(3-(4-Chloro-1-methyl-1H-pyrazol-5-yl)-4-hydroxyphenyl)-2-fluoro-4-methoxybenzamide (50.0 mg, 133 μmol) and triphenylphosphine (52.3 mg, 200 μmol) were weighed into a vial and anhydrous THF (0.5 mL) was added. The mixture was cooled on an ice bath and DIAD (38.8 μL , 200 μmol) was added. The solution was stirred at 0°C for a half hour and then (R)-tert-butyl 1-hydroxypropan-2-ylcarbamate (35.0 mg, 200 μmol), pre-dissolved in THF (0.3 mL) was added. The reaction was warmed to r.t. and stirred for 4 hours. The crude LC/MS showed that some product formed ($\sim 60\%$ complete, as judged from the LC/MS). Pushing the reaction by heating or extending the run time did not seem to improve the yield. Thus, the solvent was evaporated, the resulting oil was re-dissolved in CH_2Cl_2 (0.5 mL) and TFA (0.5 mL) was added (in order to remove the Boc-protecting group from the amine). The reaction was stirred overnight at room temperature. The next day, the solvent was evaporated and the oil was dissolved in DMSO (1 mL). The product was purified by Prep LC/MS (0-60% B, 30 min) to yield N-[4-((R)-2-amino-propoxy)-3-(4-chloro-2-methyl-2H-pyrazol-3-yl)-phenyl]-2-fluoro-4-methoxy-benzamide trifluoroacetate (11.0 mg, 1.83 mmol, 15.0%) as a colorless oil. LCMS m/z 433.5 (M+H); ^1H NMR (400 MHz, $\text{MeOH}-d_4$) δ ppm 1.18 - 1.43 (m, 3 H), 3.59 - 3.69 (m, 1 H), 3.76 (s, 3 H), 3.90 (s, 3 H), 4.00 - 4.30 (m, 2 H), 6.86 (dd, $J=13.01$, 2.40 Hz, 1 H), 6.91 (dd, $J=8.59$, 2.53 Hz, 1 H), 7.30 (dd, $J=9.09$, 2.27 Hz, 1 H), 7.60 (s, 1 H), 7.67 (d, $J=2.78$ Hz, 1 H), 7.77 (t, $J=8.72$ Hz, 1 H), 7.89 (dt, $J=9.03$, 2.18 Hz, 1 H).

Example 5.2: Preparation of 2,2-Difluoro-benzo[1,3]dioxole-5-carboxylic acid [4-((R)-2-amino-propoxy)-3-(2-methyl-2H-pyrazol-3-yl)-phenyl]-amide (Compound 1).

Step A: Preparation of intermediate (R)-tert-butyl 1-bromopropan-2-ylcarbamate.

5 A solution of (R)-tert-butyl 1-hydroxypropan-2-ylcarbamate (100mg, 571 μ mol) and carbon tetrabromide (303 mg, 913 μ mol) was cooled on an ice bath. Triphenylphosphine (299 mg, 1141 μ mol) was added and the reaction was stirred for 10 min. The reaction was then allowed to warm to r.t. and stirred for 18 hours. After this time, a TLC suggested that the reaction was complete (silica, 50%EtOAc/Hexanes, Ninhydrin stain). The solvent was removed and the product purified by column chromatography (0,5,10,15,20%EtOAc/Hexanes) to yield (R)-tert-butyl 1-bromopropan-2-ylcarbamate (67.1 mg, 0.28 mmol, 49.3%) as a colorless oil that turned solid upon standing. LCMS 238.1 (M+H); ^1H NMR (400 MHz, MeOH- d_4) δ ppm 1.23 (d, $J=6.57$ Hz, 3 H), 1.46 (s, 9 H), 3.44 (dd, $J=5.56$, 1.77 Hz, 2 H), 3.71 - 3.92 (m, 1 H).

15 **Step B: Preparation of intermediate tert-butyl (R)-1-(4-amino-2-(1-methyl-1H-pyrazol-5-yl)phenoxy)propan-2-ylcarbamate.**

4-amino-2-(1-methyl-1H-pyrazol-5-yl)phenol (500 mg, 2643 μ mol), (R)-tert-butyl 1-bromopropan-2-ylcarbamate (755 mg, 3171 μ mol) and cesium carbonate (1205 mg, 3700 μ mol) were weighed into a vial with anhydrous acetone (3.0 mL). The reaction was heated in a microwave at 100°C for an hour. After this time, the crude LC/MS showed that the reaction was nearly complete. Thus, the solvent was evaporated and the resulting material was extracted (3 mL each of H₂O and CH₂Cl₂). The aqueous layer was extracted again with CH₂Cl₂ (3 mL). The combined organic layer was dried over MgSO₄, filtered, and concentrated. The product was purified by column chromatography (0,20,50, 70,100% EtOAc/Hexanes) to yield tert-butyl (R)-1-(4-amino-2-(1-methyl-1H-pyrazol-5-yl)phenoxy)propan-2-ylcarbamate (487 mg, 1.41 mmol, 50.7%) as a light brown colored oil. LCMS m/z 347.1 (M+H); ^1H NMR (400 MHz, MeOH- d_4) δ ppm 0.92 (d, $J=6.57$ Hz, 3 H), 1.32 (s, 9 H), 3.60 (s, 3 H), 3.69 - 3.76 (m, 1 H), 3.79 - 3.94 (m, 2 H), 6.13 (d, $J=1.77$ Hz, 1 H), 6.57 (d, $J=2.78$ Hz, 1 H), 6.72 (dd, $J=8.59$, 2.78 Hz, 1 H), 6.83 (d, $J=8.84$ Hz, 1 H), 7.36 (d, $J=2.02$ Hz, 1 H).

30 **Step C: Preparation of 2,2-Difluoro-benzo[1,3]dioxole-5-carboxylic acid [4-((R)-2-amino-propoxy)-3-(2-methyl-2H-pyrazol-3-yl)-phenyl]-amide (Compound 1).**

To a solution of tert-butyl (R)-1-(4-amino-2-(1-methyl-1H-pyrazol-5-yl)phenoxy)propan-2-ylcarbamate (21.1 mg, 60.9 μ mol) in anhydrous CH₂Cl₂ (0.5 mL) was added DIEA (13.8 μ l, 79.2 μ mol) and 2,2-difluorobenzo[d][1,3]dioxole-4-carbonyl chloride (14.8 mg, 66.9 μ mol). The reaction mixture was heated briefly with a heat gun (~50°C) and then stirred at r.t. for 4 hours. After this time, the crude LC/MS showed that the reaction was fairly complete. Thus, the solvent was evaporated, the resulting oil was re-dissolved in CH₂Cl₂ (0.5 mL) and TFA (0.5 mL) was added (in order to remove the Boc-protecting group from the

amine). The reaction was stirred overnight at room temperature. The next day, the solvent was evaporated and the oil was dissolved in DMSO (1 mL). The product was purified by Prep LC/MS (5-60% B, 30 minutes) to afford 2,2-difluoro-benzo[1,3]dioxole-5-carboxylic acid [4-((R)-2-amino-propoxy)-3-(2-methyl-2H-pyrazol-3-yl)-phenyl]-amide trifluoroacetate (11.8 mg, 0.021 mmol, 35.7%) as a white solid that was very hygroscopic. LCMS m/z 431.3 (M+H); ^1H NMR (400 MHz, $\text{MeOH-}d_4$) δ ppm 1.32 (d, $J=6.57$ Hz, 3 H), 3.57 - 3.69 (m, 1 H), 3.79 (s, 3 H), 4.07 (dd, $J=10.36$, 6.57 Hz, 1 H), 4.17 (dd, $J=10.36$, 4.30 Hz, 1 H), 6.43 (d, $J=1.77$ Hz, 1 H), 7.27 (d, $J=9.09$ Hz, 1 H), 7.32 (t, $J=8.08$ Hz, 1 H), 7.43 (dd, $J=8.08$, 1.01 Hz, 1 H), 7.58 (d, $J=2.02$ Hz, 1 H), 7.60 (dd, $J=8.08$, 1.26 Hz, 1 H), 7.69 (d, $J=2.53$ Hz, 1 H), 7.84 (dd, $J=8.84$, 2.78 Hz, 1 H).

Example 5.3: Preparation of 2,2-Difluoro-benzo[1,3]dioxole-4-carboxylic acid [4-((R)-2-amino-propoxy)-3-(2-methyl-2H-pyrazol-3-yl)-phenyl]-amide (Compound 76).

The title compound was prepared in a similar manner as described in Example 5.2, Step C to give a white solid. LCMS m/z 431.2 (M+H).

Example 5.4: Preparation of N-[4-((R)-2-Amino-propoxy)-3-(2-methyl-2H-pyrazol-3-yl)-phenyl]-3-methoxy-benzamide (Compound 7).

The title compound was prepared in a similar manner as described in Example 5.2, Step C to give a white solid. LCMS m/z 381.3 (M+H); ^1H NMR (400 MHz, $\text{MeOH-}d_4$) δ ppm 1.31 (d, $J=6.82$ Hz, 3 H), 3.58 - 3.68 (m, 1 H), 3.78 (s, 3 H), 3.88 (s, 3 H), 4.06 (dd, $J=10.36$, 6.32 Hz, 1 H), 4.15 (dd, $J=10.36$, 4.29 Hz, 1 H), 6.42 (d, $J=2.02$ Hz, 1 H), 7.13 - 7.19 (m, 1 H), 7.25 (d, $J=9.09$ Hz, 1 H), 7.44 (t, $J=7.96$ Hz, 1 H), 7.48 - 7.54 (m, 2 H), 7.57 (d, $J=2.02$ Hz, 1 H), 7.69 (d, $J=2.53$ Hz, 1 H), 7.84 (dd, $J=8.97$, 2.65 Hz, 1 H).

Example 5.5: Preparation of N-[4-((R)-2-Amino-propoxy)-3-(2-methyl-2H-pyrazol-3-yl)-phenyl]-4-trifluoromethoxy-benzamide (Compound 13).

The title compound was prepared in a similar manner as described in Example 5.2, Step C to give a white solid. LCMS m/z 435.3 (M+H); ^1H NMR (400 MHz, $\text{MeOH-}d_4$) δ ppm 1.32 (d, $J=6.82$ Hz, 3 H), 3.59 - 3.68 (m, 1 H), 3.79 (s, 3 H), 4.07 (dd, $J=10.36$, 6.57 Hz, 1 H), 4.16 (dd, $J=10.36$, 4.29 Hz, 1 H), 6.42 (d, $J=2.02$ Hz, 1 H), 7.26 (d, $J=8.84$ Hz, 1 H), 7.44 (d, $J=8.08$ Hz, 2 H), 7.57 (d, $J=2.02$ Hz, 1 H), 7.70 (d, $J=2.78$ Hz, 1 H), 7.84 (dd, $J=8.97$, 2.65 Hz, 1 H), 8.07 (d, $J=8.84$ Hz, 2 H).

Example 5.6: Preparation of 2,5-Dichloro-thiophene-3-carboxylic acid [4-((R)-2-amino-propoxy)-3-(2-methyl-2H-pyrazol-3-yl)-phenyl]-amide (Compound 19).

The title compound was prepared in a similar manner as described in **Example 5.2**, **Step C** to give a white solid. LCMS m/z 425.1 (M+H); ^1H NMR (400 MHz, $\text{MeOH-}d_4$) δ ppm 1.31 (d, $J=6.57$ Hz, 3 H), 3.57 - 3.68 (m, 1 H), 3.77 (s, 3 H), 4.03 - 4.08 (m, $J=10.36$, 6.57 Hz, 1 H), 4.15 (dd, $J=10.36$, 4.29 Hz, 1 H), 6.41 (d, $J=2.02$ Hz, 1 H), 7.25 (d, $J=9.09$ Hz, 1 H), 7.27 (s, 1 H), 7.57 (d, $J=1.77$ Hz, 1 H), 7.63 (d, $J=2.78$ Hz, 1 H), 7.81 (dd, $J=8.97$, 2.65 Hz, 1 H).

Example 5.7: Preparation of N-[4-Carbamimidoylmethoxy-3-(4-chloro-2-methyl-2H-pyrazol-3-yl)-phenyl]-2-fluoro-4-methoxy-benzamide (Compound 172).

Step A: Preparation of intermediate N-(3-(4-chloro-1-methyl-1H-pyrazol-5-yl)-4-(cyanomethoxy)phenyl)-2-fluoro-4-methoxybenzamide.

To a solution of N-(3-(4-chloro-1-methyl-1H-pyrazol-5-yl)-4-hydroxyphenyl)-2-fluoro-4-methoxybenzamide (104 mg, 276.8 μmol) in anhydrous acetone (1 mL) was added cesium carbonate (108.2 mg, 332.1 μmol) and 2-bromoacetonitrile (38.56 μl , 553.5 μmol). The reaction was heated in the microwave at 100°C for a half hour. After this time, a crude LC/MS revealed that the reaction was complete. Thus, the solvent was evaporated and the reaction was extracted (2mL each of $\text{H}_2\text{O}/\text{CH}_2\text{Cl}_2$). The aqueous layer was extracted again (2 mL CH_2Cl_2). The combined organic layer was dried over MgSO_4 , filtered, and concentrated. The product was purified by column chromatography (0,20,50,70,100% EtOAc/Hexanes) to yield N-(3-(4-chloro-1-methyl-1H-pyrazol-5-yl)-4-hydroxyphenyl)-2-fluoro-4-methoxybenzamide (88 mg, 203.2 μmol , 73.4%) as a white solid. LCMS m/z 415.3 (M+H); ^1H NMR (400 MHz, $\text{MeOH-}d_4$) δ ppm 3.75 (s, 3 H), 3.91 (s, 3 H), 5.06 (s, 2 H), 6.86 (dd, $J=12.88$, 2.27 Hz, 1 H), 6.91 (dd, $J=8.72$, 2.40 Hz, 1 H), 7.36 (d, $J=8.84$ Hz, 1 H), 7.58 (s, 1 H), 7.73 (d, $J=2.53$ Hz, 1 H), 7.78 (t, $J=8.59$ Hz, 1 H), 7.92 (dd, $J=8.97$, 2.65 Hz, 1 H).

Step B: Preparation of N-[4-Carbamimidoylmethoxy-3-(4-chloro-2-methyl-2H-pyrazol-3-yl)-phenyl]-2-fluoro-4-methoxy-benzamide (Compound 172).

N-(3-(4-Chloro-1-methyl-1H-pyrazol-5-yl)-4-hydroxyphenyl)-2-fluoro-4-methoxybenzamide (20 mg, 48.2 μmol) was weighed into a vial with MeOH (1 mL). Potassium methoxide (0.744 mg, 10.6 μmol) was added and the reaction was heated in a microwave at 100°C for 625 sec. Ammonium chloride (2.84 mg, 53.0 μmol) was added and the reaction was again heated in a microwave at 80°C for 720 sec. After this time, the crude LC/MS showed that the reaction had fairly cleanly formed the desired intermediate in around 80% yield. Thus, the reaction solvent was evaporated and the resulting oil was redissolved in DMSO (1 mL). The title compound was purified by Prep LC/MS (5-50% B, 30 min) to afford N-[4-carbamimidoylmethoxy-3-(4-chloro-2-methyl-2H-pyrazol-3-yl)-phenyl]-2-fluoro-4-methoxybenzamide trifluoroacetate (17.5 mg, 32.1 μmol , 66.5%) as a white solid. LCMS m/z 432.4 (M+H); ^1H NMR (400 MHz, $\text{DMSO-}d_6$) δ ppm 3.68 (s, 3 H), 3.84 (s, 3 H), 4.83 (d, $J=14.15$ Hz, 1 H), 4.91 (d, $J=14.15$ Hz, 1 H), 6.91 (dd, $J=8.72$, 2.40 Hz, 1 H), 6.98 (dd, $J=12.63$, 2.53 Hz, 1

H), 7.22 (d, $J=9.09$ Hz, 1 H), 7.65 (t, $J=8.59$ Hz, 1 H), 7.67 (s, 1 H), 7.71 (d, $J=2.53$ Hz, 1 H), 7.89 (dd, $J=8.97, 2.65$ Hz, 1 H), 8.98 (s, 2 H), 9.06 (s, 2 H), 10.32 (s, 1 H).

Example 5.8: Preparation of N-[4-(2-Amino-4,4,4-trifluoro-butoxy)-3-(4-chloro-2-methyl-2H-pyrazol-3-yl)-phenyl]-2-fluoro-4-methoxy-benzamide (Compound 338).

Step A: Preparation of intermediate 2-(tert-butoxycarbonyl)-4,4,4-trifluorobutanoic acid.

A solution of 2-amino-4,4,4-trifluorobutanoic acid (1.2g, 7.64 mmol) in dry CH_2Cl_2 (15 mL) was cooled in an ice bath. Di-tert-butyl dicarbonate (1.80 mL, 8.40 mmol) was added and the reaction stirred for 10 min at 0°C . After this time, the reaction was allowed to warm to r.t. and stirring continued for 2 hours. The solvent was evaporated and the reaction was extracted (50 mL each of $\text{H}_2\text{O}/\text{NaHCO}_3$ and CH_2Cl_2). The aqueous layer was extracted again (2 x 50 mL CH_2Cl_2). The combined organic layer was dried and concentrated yielding 2-(tert-butoxycarbonyl)-4,4,4-trifluorobutanoic acid (1.94 g, 7.39 mmol, 96.8% yield) as a white solid. The product was carried forward without further purification. LCMS 258.3 (M+H).

Step B: Preparation of intermediate tert-butyl 4,4,4-trifluoro-1-hydroxybutan-2-ylcarbamate.

A solution of 2-(tert-butoxycarbonyl)-4,4,4-trifluorobutanoic acid (1.64 g, 6.38 mmol) and DIEA (1.33 mL, 7.65 mmol) in anhydrous THF (15 mL) was cooled on an ice bath. Ethyl chloroformate (0.674 mL, 7.01 mmol) was added slowly via syringe. After the addition, the reaction mixture was warmed to r.t. and stirred for 2 hours (a white solid ppt formed in this time). After 2 hours, the precipitate was filtered and washed with anhydrous THF (4 mL). Lithium borohydride (6.38 mL, 12.8 mmol) was slowly added to the filtrate (vigorous bubbling was observed). The solution was stirred for 2 hours and the reaction progress was checked by crude LC/MS. Once the reaction was complete, most of the THF solvent was evaporated and an extraction was performed (100 mL each of $\text{H}_2\text{O}/\text{NaCl}$ and EtOAc). The aqueous layer was extracted again (2 x 100 mL EtOAc). The combined organic layer was dried over MgSO_4 , filtered, and concentrated. The product was purified by column chromatography (0,20,50,60,70% EtOAc/Hexanes) to yield tert-butyl 4,4,4-trifluoro-1-hydroxybutan-2-ylcarbamate (1.24g, 5.10 mmol, 80.0%) as a white solid. LCMS 244.0 (M+H); ^1H NMR (400 MHz, $\text{MeOH}-d_4$) δ ppm 1.45 (s, 9 H), 2.21 - 2.38 (m, 1 H), 2.41 - 2.57 (m, 1 H), 3.44 (dd, $J=11.12, 6.57$ Hz, 1 H), 3.55 (dd, $J=11.12, 5.05$ Hz, 1 H), 3.84 - 3.97 (m, 1 H).

Step C: Preparation of N-[4-(2-Amino-4,4,4-trifluoro-butoxy)-3-(4-chloro-2-methyl-2H-pyrazol-3-yl)-phenyl]-2-fluoro-4-methoxy-benzamide (Compound 338).

N-(3-(4-chloro-1-methyl-1H-pyrazol-5-yl)-4-hydroxyphenyl)-2-fluoro-4-methoxybenzamide (20.0mg, 53.2 μmol) was dissolved in anhydrous THF (0.3 mL). Triphenylphosphine (15.4 mg, 58.5 μmol), pre-dissolved in anhydrous THF (0.1 mL) was added

to the N-(3-(4-chloro-1-methyl-1H-pyrazol-5-yl)-4-hydroxyphenyl)-2-fluoro-4-methoxybenzamide/THF solution. The reaction was stirred for 5 minutes and then DIAD (16.6 μ l, 85.2 μ mol), pre-dissolved in anhydrous THF (0.1 mL) was added to the reaction. The mixture was stirred at r.t. for 5 more minutes and then tert-butyl 4,4,4-trifluoro-1-hydroxybutan-2-ylcarbamate (16.2 mg, 66.5 μ mol), pre-dissolved in anhydrous THF (0.1 mL) was added. The reaction was then stirred for 4 hours and checked by LC/MS. While the reaction had not gone to completion, pushing the reaction by heating or extending the reaction time did not seem to improve the yield. Thus, the solvent was evaporated, the resulting oil re-suspended in CH_2Cl_2 (0.5 mL) and TFA (20.5 μ l, 266 μ mol) was added (to remove the Boc-protecting group from the amine). The reaction was stirred overnight at room temperature. The next day, the solvent was removed and the resulting oil was re-dissolved in DMSO (1 mL). The product was purified by Prep LC/MS (0-50% B, 30 min) to yield N-[4-(2-amino-4,4,4-trifluoro-butoxy)-3-(4-chloro-2-methyl-2H-pyrazol-3-yl)-phenyl]-2-fluoro-4-methoxy-benzamide trifluoroacetate (8.1 mg, 13.0 μ mol, 24.5%) as a colorless oil. LCMS m/z 501.3 (M+H); ^1H NMR (400 MHz, $\text{MeOH}-d_4$) δ ppm 2.48 - 2.86 (m, 2 H), 3.75 (d, $J=2.78$ Hz, 3 H), 3.87 - 3.97 (m, 1 H), 3.89 (s, 3 H), 4.10 - 4.43 (m, 2 H), 6.85 (dd, $J=12.88, 2.27$ Hz, 1 H), 6.91 (dd, $J=8.72, 2.40$ Hz, 1 H), 7.30 (dd, $J=9.09, 2.27$ Hz, 1 H), 7.61 (d, $J=2.53$ Hz, 1 H), 7.65 - 7.69 (m, 1 H), 7.76 (t, $J=8.59$ Hz, 1 H), 7.90 (dd, $J=8.97, 2.65$ Hz, 1 H).

Example 5.9: Preparation of N-[4-((S)-2-Amino-4-methanesulfonyl-butoxy)-3-(4-chloro-2-methyl-2H-pyrazol-3-yl)-phenyl]-2-fluoro-4-methoxy-benzamide (Compound 59).

Step A: Preparation of intermediate (S)-tert-butyl 1-hydroxy-4-(methylsulfonyl)butan-2-ylcarbamate.

The title compound was prepared in a similar manner as described in Example 5.8, Step B to give a colorless oil that turned solid upon standing. LCMS m/z 268.0 (M+H); ^1H NMR (400 MHz, $\text{MeOH}-d_4$) δ ppm 1.46 (s, 9 H), 1.81 - 1.93 (m, 1 H), 2.06 - 2.18 (m, 1 H), 2.99 (s, 3 H), 3.12 - 3.24 (m, 2 H), 3.46 - 3.52 (m, $J=11.12, 6.06$ Hz, 1 H), 3.56 (dd, $J=11.12, 5.05$ Hz, 1 H), 3.60 - 3.71 (m, 1 H).

Step B: Preparation of N-[4-((S)-2-Amino-4-methanesulfonyl-butoxy)-3-(4-chloro-2-methyl-2H-pyrazol-3-yl)-phenyl]-2-fluoro-4-methoxy-benzamide (Compound 59).

The title compound was prepared in a similar manner as described in Example 5, Step C to give a white solid. LCMS m/z 525.7 (M+H); ^1H NMR (400 MHz, $\text{MeOH}-d_4$) δ ppm 2.13 - 2.30 (m, 2 H), 3.02 (d, $J=6.06$ Hz, 3 H), 3.13 - 3.26 (m, 2 H), 3.71 - 3.80 (m, 1 H), 3.76 (s, 3 H), 3.90 (s, 3 H), 4.10 - 4.35 (m, 2 H), 6.85 (dd, $J=13.14, 2.27$ Hz, 1 H), 6.91 (dd, $J=8.59, 2.27$ Hz, 1 H), 7.30 (dd, $J=8.97, 5.94$ Hz, 1 H), 7.61 (d, $J=3.28$ Hz, 1 H), 7.65 (d, $J=2.53$ Hz, 1 H), 7.76 (t, $J=8.59$ Hz, 1 H), 7.84 - 7.98 (m, 1 H).

Example 5.10: Preparation of N-[4-Carbamoylmethoxy-3-(4-chloro-2-methyl-2H-pyrazol-3-yl)-phenyl]-3-trifluoromethyl-benzamide (Compound 146)

To a mixture of N-(3-(4-chloro-1-methyl-1H-pyrazol-5-yl)-4-hydroxyphenyl)-3-(trifluoromethyl)benzamide (51 mg, 0.13 mmol) and potassium carbonate (27 mg, 0.20 mmol) in acetone (1 mL) was added 2-bromoacetamide (27 mg, 0.20 mmol). The resultant mixture was heated to 65 °C for 1 hour. Cooled to room temperature and partitioned between EtOAc and water. Layers were separated. The organic layer was washed with water (2x) and brine, dried (MgSO₄) and reduced to give the title compound as a white solid (49 mg, 83 %). LCMS m/z (%) = 453 (M+H ³⁵Cl, 100), 455 (M+H ³⁷Cl, 30). ¹H NMR (400 MHz, DMSO-*d*₆) δ ppm 3.73 (s, 3 H), 4.46 - 4.61 (m, 2 H), 7.09 (d, *J*=9.09 Hz, 1 H), 7.24 (s, 1 H), 7.38 (s, 1 H), 7.65 (s, 1 H), 7.72 (d, *J*=2.78 Hz, 1 H), 7.73 - 7.84 (m, 1 H), 7.87 (dd, *J*=8.97, 2.65 Hz, 1 H), 7.97 (d, *J*=6.57 Hz, 1 H), 8.21 - 8.36 (m, 2 H), 10.53 (s, 1 H).

Example 5.11: Preparation of N-[4-Carbamoylmethoxy-3-(4-chloro-2-methyl-2H-pyrazol-3-yl)-phenyl]-3-methoxy-benzamide (Compound 169)

The title compound was prepared in a similar manner as described in Example 5.10 to give the title compound as a white solid (31.1 mg, 74.9 %). LCMS m/z (%) = 415 (M+H ³⁵Cl, 100), 417 (M+H ³⁷Cl, 30). ¹H NMR (400 MHz, DMSO-*d*₆) δ ppm 3.73 (s, 3 H), 3.83 (s, 3 H), 4.46 - 4.60 (m, 2 H), 7.07 (d, *J*=9.09 Hz, 1 H), 7.16 (dd, *J*=8.21, 2.15 Hz, 1 H), 7.22 (br. s., 1 H), 7.38 (br. s., 1 H), 7.45 (t, *J*=7.83 Hz, 1 H), 7.48 (s, 1 H), 7.54 (d, *J*=7.58 Hz, 1 H), 7.64 (s, 1 H), 7.72 (d, *J*=2.53 Hz, 1 H), 7.87 (dd, *J*=9.09, 2.53 Hz, 1 H), 10.28 (s, 1 H).

Example 6: Preparation of Compounds.**Example 6.1: Preparation of 2,2-Difluoro-benzo[1,3]dioxole-5-carboxylic acid [4-((S)-2-amino-propoxy)-3-(2-methyl-2H-pyrazol-3-yl)-phenyl]-amide (Compound 191).****Step A: Preparation of the intermediate (S)-2-(tert-butoxycarbonyl)propyl methanesulfonate.**

Methane sulfonyl chloride (1.33 mL, 17.1 mmol) was added to a solution of (S)-tert-butyl 1-hydroxypropan-2-ylcarbamate (2.0 g, 11.4 mmol) and TEA (3.18 mL, 22.8 mmol) in DCM. The reaction was stirred at room temperature for 1 hour. At the completion of the reaction, the mixture was diluted with DCM; washed with water and dried with magnesium sulfate. The organic solvent was evaporated to dryness to afford the title compound as a white solid in 97.5% yield. ¹H NMR (400 MHz, DMSO-*d*₆) δ ppm 1.06 (d, *J*=6.82 Hz, 3 H), 1.38 (s, 9 H), 3.17 (s, 3 H), 3.68 - 3.81 (m, 1 H), 4.04 (d, *J*=5.81 Hz, 2 H), 6.96 (d, *J*=7.83 Hz, 1 H).

Step B: Preparation of the intermediate tert-butyl (S)-1-(4-amino-2-(1-methyl-1H-pyrazol-5-yl)phenoxy)propan-2-ylcarbamate.

4-Amino-2-(1-methyl-1H-pyrazol-5-yl)phenol (300.00 mg, 1585.5 μ mol), methanesulfonic acid 2-(S)-tert-butoxycarbonylamino-propyl ester (602.45 mg, 2378.3 μ mol) and Cesium carbonate (1033.2 mg, 3171.0 μ mol) were dissolved in acetone, and heated in the microwave at 130C for 1 hour. The reaction mixture was filtered and the filtrate removed under vacuum. The residue was dissolved in DCM; washed with 1N NaOH (3x) and then removed under vacuum to yield a brownish residue in 34.6% yield. LCMS m/z = 347.3 (M+H); ^1H NMR (400 MHz, DMSO- d_6) δ ppm 1.16 (d, J =6.32 Hz, 3 H), 1.38 (s, 9 H), 3.65 (s, 3 H), 3.67 - 3.77 (m, 3 H), 6.23 (d, J =1.77 Hz, 1 H), 6.84 (s, 1 H), 6.95 (s, 1 H), 7.11 (s, 1 H), 7.44 (d, J =1.77 Hz, 1 H).

Step C: Preparation of 2,2-Difluoro-benzo[1,3]dioxole-5-carboxylic acid [4-((S)-2-amino-propoxy)-3-(2-methyl-2H-pyrazol-3-yl)-phenyl]-amide (Compound 191).

To a solution of tert-butyl (S)-1-(4-amino-2-(1-methyl-1H-pyrazol-5-yl)phenoxy)propan-2-ylcarbamate (40.0 mg, 115 μ mol) in DCM was added 2,2-difluorobenzo[d][1,3]dioxole-5-carbonyl chloride (28.0 mg, 127 μ mol) followed by TEA (32.2 μ l, 231 μ mol). The reaction was mixed in a rotary shaker at 25°C for 1 hour then quenched with MeOH (100 μ l). After mixing for 20 minutes TFA (400 μ l) was added and the resulting mixture was heated to 40°C and mixed for 1 hour. The organic solvent was removed under vacuum; the crude residue was dissolved in acetonitrile (0.5 mL), neutralized with saturated bicarbonate and subjected to purification by preparative LCMS. The proper fractions were pooled, frozen and lyophilized to afford the title compound as an off white solid (16.7% yield). LCMS m/z = 431.3 (M+H); ^1H NMR (400 MHz, DMSO- d_6) δ ppm 1.16 (d, J =6.82 Hz, 3 H), 3.48 - 3.58 (m, 1 H), 3.71 (s, 3 H), 3.99 - 4.08 (m, 2 H), 6.36 (d, J =1.77 Hz, 1 H), 7.25 (d, J =9.09 Hz, 1 H), 7.50 (d, J =1.77 Hz, 1 H), 7.60 (d, J =8.59 Hz, 1 H), 7.71 (d, J =2.53 Hz, 2 H), 7.82 - 7.91 (m, 2 H), 10.35 (s, 1 H).

Example 6.2: Preparation of 2,2-Difluoro-benzo[1,3]dioxole-4-carboxylic acid [4-((S)-2-amino-propoxy)-3-(2-methyl-2H-pyrazol-3-yl)-phenyl]-amide (Compound 25).

The title compound was prepared in a similar manner as described in Example 6.1, Step C to yield an oily residue in 23.1% yield. LCMS m/z = 431.3 (M+H),

Example 6.3: Preparation of 2,5-Dichloro-thiophene-3-carboxylic acid [4-((S)-2-amino-propoxy)-3-(2-methyl-2H-pyrazol-3-yl)-phenyl]-amide (Compound 307).

The title compound was prepared in a similar manner as described in Example 6.1, Step C to yield an oily residue in 28.5% yield. LCMS m/z 425.2 (M+H), ^1H NMR (400 MHz, DMSO- d_6) δ ppm 1.16 (d, J =6.82 Hz, 3 H), 3.48 - 3.58 (m, 1 H), 3.71 (s, 3 H), 3.99 - 4.08 (m, 2 H), 6.35 (d, J =2.02 Hz, 1 H), 7.23 (d, J =9.09 Hz, 1 H), 7.47 - 7.52 (m, 2 H), 7.64 (d, J =2.53 Hz, 1 H), 7.78 (dd, J =9.09, 2.53 Hz, 1 H), 7.90-8.09 (bs, 2H), 10.35 (s, 1 H).

Example 6.4: Preparation of N-[4-((S)-2-Amino-propoxy)-3-(2-methyl-2H-pyrazol-3-yl)-phenyl]-4-trifluoromethoxy-benzamide (Compound 295).

The title compound was prepared in a similar manner as described in **Example 6.1**,
5 **Step C** to yield an oily residue in 31.9% yield. LCMS m/z = 435.4 (M+H), ^1H NMR (400 MHz, DMSO- d_6) δ ppm 1.16 (d, J =6.82 Hz, 3 H), 3.48 - 3.58 (m, 1 H), 3.71 (s, 3 H), 3.99 - 4.08 (m, 2 H), 6.37 (d, J =1.77 Hz, 1 H), 7.24 (d, J =9.09 Hz, 1 H), 7.48 - 7.51 (m, 1 H), 7.54 (d, J =8.59 Hz, 2 H), 7.73 (d, J =2.27 Hz, 1 H), 7.86 (dd, J =8.84, 2.53 Hz, 1 H), 7.90-8.06 (bs, 2H), 8.08 (d, J =8.84 Hz, 2 H), 10.43 (s, 1 H).

Example 6.5: Preparation of N-[4-((S)-2-Amino-propoxy)-3-(2-methyl-2H-pyrazol-3-yl)-phenyl]-3-methoxy-benzamide (Compound 286).

The title compound was prepared in a similar manner as described in **Example 6.1**,
15 **Step C** to yield an oily residue in 31.4% yield. LCMS m/z = 381.4 (M+H), ^1H NMR (400 MHz, DMSO- d_6) δ ppm 1.16 (d, J =6.57 Hz, 3 H), 3.48 - 3.58 (m, 1 H), 3.71 (s, 3 H), 3.84 (s, 3 H), 3.99 - 4.08 (m, 2 H), 6.37 (d, J =2.02 Hz, 1 H), 7.16 (dd, J =8.21, 2.40 Hz, 1 H), 7.24 (d, J =9.09 Hz, 1 H), 7.42 - 7.46 (m, 1 H), 7.46 - 7.51 (m, 2 H), 7.52 - 7.56 (m, 1 H), 7.73 (d, J =2.53 Hz, 1 H), 7.87 (dd, J =8.84, 2.53 Hz, 1 H), 7.90-8.06 (bs, 2H), 10.29 (s, 1 H).

Example 6.6: Preparation of N-[4-((S)-2-Amino-3-methyl-butoxy)-3-(2-methyl-2H-pyrazol-3-yl)-phenyl]-3-methoxy-benzamide (Compound 72).

The title compound was prepared in a similar manner as described in **Example 6.1**,
20 **Step C** to yield an oily residue in 13.99% yield. LCMS m/z = 409.4 (M+H).

Example 6.7: Preparation of 5-Methyl-isoxazole-3-carboxylic acid [4-((S)-2-amino-propoxy)-3-(4-chloro-2-methyl-2H-pyrazol-3-yl)-phenyl]-amide (Compound 138).

Step A: Preparation of the intermediate N-(3-(4-chloro-1-methyl-1H-pyrazol-5-yl)-4-hydroxyphenyl)-5-methylisoxazole-3-carboxamide

To a solution of 5-methylisoxazole-3-carboxylic acid (284.0 mg, 2236.0 μmol)
30 dissolved in DCM(10.0mL) was added HATU (1020.0 mg, 2683.0 μmol) followed by DIEA (586 μl , 3353 μmol). The solution was stirred at room temperature for 5 minutes. 4-amino-2-(1-methyl-1H-pyrazol-5-yl)phenol (500.00 mg, 2236 μmol) was added and the reaction mixture was stirred at 25°C for 15 hours. The reaction mixture was subjected to purification by column chromatography (ethyl acetate :hexane 50:50) to afford the title compound as an off- white solid
35 in 59.0% yield. LCMS m/z = 333.2 (M+H), ^1H NMR (400 MHz, DMSO- d_6) δ ppm 2.69 (s, 3 H), 3.66 (s, 3 H), 6.64 (s, 1 H), 7.00 (d, J =8.84 Hz, 1 H), 7.61 (s, 1 H), 7.64 (d, J =2.53 Hz, 1 H), 7.73 (dd, J =8.84, 2.53 Hz, 1 H), 10.04 (s, 1 H), 10.60 (s, 1 H).

Step B: 5-Methyl-isoxazole-3-carboxylic acid [4-((S)-2-amino-propoxy)-3-(4-chloro-2-methyl-2H-pyrazol-3-yl)-phenyl]-amide (Compound 138).

Weighed polymer supported Triphenylphosphine (181mg, 271 μ mol, 3eq; 1.5mmol/gm) into a 20 mL scintillation vial; capped and flushed with nitrogen. The resin was then suspended in 2.0 mL dry THF and mixed in a rotary shaker for 2 minutes. N-(3-(4-chloro-1-methyl-1H-pyrazol-5-yl)-4-hydroxyphenyl)-5-methylisoxazole-3-carboxamide (30.00 mg, 90.20 μ mol) was added. The suspension was mixed briefly then DIAD (diisopropyl azodicarboxylate, 27.94 μ L, 144.3 μ mol) was added. After 30 minutes in a rotary shaker a solution of (S)-tert-butyl 1-hydroxypropan-2-ylcarbamate (19.75 mg, 112.7 μ mol) in 0.5 mL of dry THF was added. The resulting suspension was heated to 65°C and mixed overnight. LCMS showed that the reaction did not go to completion. A fresh batch of DIAD (27.94 μ L, 144.3 μ mol) and (S)-tert-butyl 1-hydroxypropan-2-ylcarbamate (19.75 mg, 112.7 μ mol) were added to the reaction mixture and the suspension was heated to 65°C and mixed overnight. The suspension was filtered and the resin washed with THF (3 X 3 mL). The filtrate and washings were combined and concentrated under vacuum. The resulting residue was dissolved in 20%TFA in DCM (2.0 mL), heated to 65°C and mixed in a rotary shaker for 1.0 hour. The organic solvent was removed under vacuum and the crude residue was dissolved in acetonitrile (0.8 mL), neutralized with saturated NaHCO₃ and subjected to purification by preparative LCMS. The desired fractions were pooled, frozen and lyophilized to afford the title compound as an off-white solid (21.34% yield). LCMS m/z = 390.3 (M+H); ¹H NMR (400 MHz, DMSO-*d*₆) δ ppm 1.16 (d, *J*=6.82 Hz, 3 H), 2.54 (s, 3 H), 3.46 - 3.57 (m, 1 H), 3.66 (bs, 3 H), 3.95 - 4.16 (m, 2 H), 6.66 (s, 1 H), 7.35 (dd, *J*=9.09, 2.53 Hz, 1 H), 7.66 (s, 1 H), 7.74 (d, *J*=2.53 Hz, 1 H), 7.95 (dd, *J*=9.09, 2.53 Hz, 1 H), 7.97-8.04 (bs, 2H), 10.76 (s, 1 H).

Example 6.8: 5-Methyl-isoxazole-3-carboxylic acid [4-[2-amino-2-(tetrahydro-pyran-4-yl)-ethoxy]-3-(4-chloro-2-methyl-2H-pyrazol-3-yl)-phenyl]-amide (Compound 276).

The title compound was prepared in a similar manner as described in **Example 6.7, Step B** to afford an off-white solid in 3.62% yield. LCMS m/z = 460.4 (M+H).

Example 6.9: 5-Methyl-isoxazole-3-carboxylic acid [4-((S)-2-amino-3,3-dimethyl-butoxy)-3-(4-chloro-2-methyl-2H-pyrazol-3-yl)-phenyl]-amide (Compound 327).

The title compound was prepared in a similar manner as described in **Example 6.7, Step B** to afford an off-white solid in 30.8% yield. LCMS m/z = 432.4 (M+H); ¹H NMR (400 MHz, DMSO-*d*₆) δ ppm 0.93 (s, 9 H), 2.54 (s, 3 H), 3.46 - 3.57 (m, 1 H), 3.66 (bs, 3 H), 3.95 - 4.16 (m, 2 H), 6.66 (s, 1 H), 7.35 (dd, *J*=9.09, 2.53 Hz, 1 H), 7.66 (s, 1 H), 7.74 (d, *J*=2.53 Hz, 1 H), 7.95 (dd, *J*=9.09, 2.53 Hz, 1 H), 7.97-8.02 (bs, 2H), 10.76 (s, 1 H).

Example 6.10: 5-Methyl-isoxazole-3-carboxylic acid [4-((R)-2-amino-3-methyl-butoxy)-3-(4-chloro-2-methyl-2H-pyrazol-3-yl)-phenyl]-amide (Compound 85).

The title compound was prepared in a similar manner as described in **Example 6.7, Step B** to afford an off-white solid in 5.84% yield. LCMS $m/z = 418.5$ (M+H).

5

Example 6.11: 5-Methyl-isoxazole-3-carboxylic acid [4-((S)-2-amino-3-cyclohexyl-propoxy)-3-(4-chloro-2-methyl-2H-pyrazol-3-yl)-phenyl]-amide (Compound 70).

The title compound was prepared in a similar manner as described in **Example 6.7, Step B** to afford an off-white solid in 26.32% yield. LCMS $m/z = 472.6$ (M+H).

10

Example 6.12: 5-Methyl-isoxazole-3-carboxylic acid [4-((S)-2-amino-2-cyclohexyl-ethoxy)-3-(4-chloro-2-methyl-2H-pyrazol-3-yl)-phenyl]-amide (Compound 55).

The title compound was prepared in a similar manner as described in **Example 6.7, Step B** to afford an off-white solid in 25.91% yield. LCMS $m/z = 458.4$ (M+H); ^1H NMR (400 MHz, DMSO- d_6) δ ppm 0.86 - 1.75 (m, 11 H), 2.54 (s, 3 H), 3.13-3.21 (bs, 1 H), 3.66 (s, 3 H), 3.99 - 4.29 (m, 2 H), 6.66 (s, 1 H), 7.35 (dd, $J=9.09$, 2.53 Hz, 1 H), 7.66 (s, 1 H), 7.74 (d, $J=2.53$ Hz, 1 H), 7.95 (dd, $J=9.09$, 2.53 Hz, 1 H), 7.97-8.02 (bs, 2H), 10.76 (s, 1 H).

15

Example 6.13: 5-Methyl-isoxazole-3-carboxylic acid [4-((S)-2-amino-2-cyclohexyl-ethoxy)-3-(4-chloro-2-methyl-2H-pyrazol-3-yl)-phenyl]-amide (Compound 336).

20

The title compound was prepared in a similar manner as described in **Example 6.7, Step B** to afford an off-white solid in 30.52% yield. LCMS $m/z = 458.3$ (M+H).

Example 6.14: 5-Methyl-isoxazole-3-carboxylic acid [4-((S)-2-amino-4-methyl-pentyloxy)-3-(4-chloro-2-methyl-2H-pyrazol-3-yl)-phenyl]-amide (Compound 185).

25

The title compound was prepared in a similar manner as described in **Example 6.7, Step B** to afford an off-white solid in 32.10% yield. LCMS $m/z = 432.4$ (M+H); ^1H NMR (400 MHz, DMSO- d_6) δ ppm 0.75 - 0.86 (m, 6 H), 1.30 - 1.44 (m, 2 H), 1.47 - 1.65 (m, 1 H), 2.54 (s, 3 H), 3.33 - 3.45 (m, 1 H), 3.66 (bs, 3 H), 3.95 - 4.16 (m, 2 H), 6.66 (s, 1 H), 7.35 (dd, $J=9.09$, 2.53 Hz, 1 H), 7.66 (s, 1 H), 7.74 (d, $J=2.53$ Hz, 1 H), 7.95 (dd, $J=9.09$, 2.53 Hz, 1 H), 7.97-8.04 (bs, 2H), 10.76 (s, 1 H).

30

Example 6.15: 5-Methyl-isoxazole-3-carboxylic acid [4-((R)-2-amino-4-methyl-pentyloxy)-3-(4-chloro-2-methyl-2H-pyrazol-3-yl)-phenyl]-amide (Compound 161).

35

The title compound was prepared in a similar manner as described in **Example 6.7, Step B** to afford an off-white solid in 27.99% yield. LCMS $m/z = 432.4$ (M+H).

Example 6.16: N-[4-((S)-2-Amino-propoxy)-3-(4-chloro-2-methyl-2H-pyrazol-3-yl)-phenyl]-2-fluoro-4-methoxy-benzamide (Compound 277).

The title compound was prepared in a similar manner as described in **Example 6.7, Step B** to afford an off-white solid in 14.76% yield. LCMS $m/z = 433.4$ (M+H); ^1H NMR (400 MHz, DMSO- d_6) δ ppm 1.16 (d, $J=6.82$ Hz, 3 H), 3.46 - 3.55 (m, 1 H), 3.66 (bs, 3 H), 3.84 (bs, 3 H), 3.91 - 4.14 (m, 2 H), 6.57 (s, 1 H), 6.91 (dd, $J=8.72$, 2.40 Hz, 1 H), 6.97 (dd, $J=12.63$, 2.27 Hz, 1 H), 7.27 (dd, $J=9.09$, 2.53 Hz, 1 H), 7.65 - 7.68 (m, 2 H), 7.90-7.83 (m, 1 H), 7.89-8.02 (bs, 2H), 10.27 (s, 1 H).

10 **Example 6.17:** N-[4-((R)-2-Amino-3-methyl-butoxy)-3-(4-chloro-2-methyl-2H-pyrazol-3-yl)-phenyl]-nicotinamide (Compound 285).

The title compound was prepared in a similar manner as described in **Example 6.7, Step B** to afford an oily residue in 12.9% yield. LCMS $m/z = 414.3$ (M+H).

15 **Example 6.18:** N-[4-((R)-2-Amino-2-cyclohexyl-ethoxy)-3-(4-chloro-2-methyl-2H-pyrazol-3-yl)-phenyl]-nicotinamide (Compound 158).

The title compound was prepared in a similar manner as described in **Example 6.7, Step B** to afford an oily residue in 18.1% yield. LCMS $m/z = 454.3$ (M+H).

20 **Example 6.19:** N-[4-((S)-2-Amino-2-cyclohexyl-ethoxy)-3-(4-chloro-2-methyl-2H-pyrazol-3-yl)-phenyl]-nicotinamide (Compound 141).

The title compound was prepared in a similar manner as described in **Example 6.7, Step B** to afford an oily residue in 16.6% yield. LCMS $m/z = 454.2$ (M+H).

25 **Example 6.20:** N-[4-((S)-2-Amino-3,3-dimethyl-butoxy)-3-(4-chloro-2-methyl-2H-pyrazol-3-yl)-phenyl]-nicotinamide (Compound 117).

The title compound was prepared in a similar manner as described in **Example 6.7, Step B** to afford an oily residue in 2.04% yield. LCMS $m/z = 428.3$ (M+H).

30 **Example 6.21:** N-[4-((R)-2-Amino-4-methyl-pentyloxy)-3-(4-chloro-2-methyl-2H-pyrazol-3-yl)-phenyl]-nicotinamide (Compound 271).

The title compound was prepared in a similar manner as described in **Example 6.7, Step B** to afford an oily residue in 5.37% yield. LCMS $m/z = 428.3$ (M+H).

35 **Example 6.22:** N-[4-((S)-2-Amino-4-methyl-pentyloxy)-3-(4-chloro-2-methyl-2H-pyrazol-3-yl)-phenyl]-nicotinamide (Compound 248).

The title compound was prepared in a similar manner as described in **Example 6.7, Step B** to afford an oily residue in 4.35% yield. LCMS m/z = 428.2 (M+H).

Example 6.23: N-[4-((S)-2-Amino-3-methyl-butoxy)-3-(4-chloro-2-methyl-2H-pyrazol-3-yl)-phenyl]-nicotinamide (Compound 233).

The title compound was prepared in a similar manner as described in **Example 6.7, Step B** to afford an oily residue in 11.1% yield. LCMS m/z = 414.3 (M+H).

Example 7: Preparation of Compounds.

Example 7.1: Preparation of N-[4-(2-Amino-ethoxy)-3-(2-methyl-2H-pyrazol-3-yl)-phenyl]-3-methoxy-benzamide (Compound 322).

A mixture of N-[4-(2-bromo-ethoxy)-3-(2-methyl-2H-pyrazol-3-yl)-phenyl]-3-methoxy-benzamide (0.5000 g, 1.161 mmol) and ammonia (0.2515 g, 11.62 mmol) in 20 mL of methanol were heated to 150°C for 30 minutes under microwave irradiation in a heavy walled sealed tube.

The reaction mixture was concentrated to produce the crude product that was subjected to purification on HPLC. The proper fractions were collected and lyophilized to afford the title compound as a white solid (TFA salt) in 53 % yield. LCMS m/z (%) = 367 (M+H, 100). ¹H NMR (400 MHz, DMSO-d₆) δ 10.2 (s, 1H), 7.83 (dd, J_1 = 2.53 and J_2 = 8.89 Hz, 1H), 7.68 (d, J_1 = 2.53 Hz, 1H), 7.53 (d, J_1 = 8.08 Hz, 1H), 7.48 (m, 1H), 7.46 (d, J_1 = 1.78 Hz, 1H), 7.43 (d, J_1 = 8.08 Hz, 1H), 7.19-7.13, (m, 2H), 6.27 (d, J_1 = 1.77 Hz, 1H), 3.95 (t, J_1 = 5.80 Hz, 2H), 3.83 (s, 3H), 3.69 (s, 3H), 2.8 (t, J_1 = 5.80 Hz, 2H).

Example 7.2: Preparation of 6-Chloro-2,3-dihydro-indole-1-carboxylic acid [4-(2-amino-ethoxy)-3-(4-bromo-2-methyl-2H-pyrazol-3-yl)-phenyl]-amide (Compound 180).

Step A: Preparation of tert-Butyl {2-[2-(4-bromo-1-methyl-1H-pyrazol-5-yl)-4-([(2,5-dioxopyrrolidin-1-yl)oxy] carbonyl) amino]phenoxy} ethyl} carbamate

To a mixture of bis(2,5-dioxopyrrolidin-1-yl), carbonate (1.410 g, 5.506 mmol) in DMF (50 mL) was added tert-butyl 2-(4-amino-2-(4-bromo-1-methyl-1H-pyrazol-5-yl)phenoxy)ethylcarbamate (1.887 g, 4.588 mmol) in DMF (20 mL), at 0°C dropwise. After addition, the mixture was stirred at room temperature for 2h. Then it was stirred at 65°C for 30 min. tert-Butyl {2-[2-(4-bromo-1-methyl-1H-pyrazol-5-yl)-4-([(2,5-dioxopyrrolidin-1-yl), oxy] carbonyl) amino), phenoxy] ethyl} carbamate in DMF solution was used into next step without further purification. LCMS m/z (%) = 552 (M+H ⁷⁹Br, 35), 554 (M+H ⁸¹Br, 37)

Step B: Preparation of 6-Chloro-2,3-dihydro-indole-1-carboxylic acid [4-(2-amino-ethoxy)-3-(4-bromo-2-methyl-2H-pyrazol-3-yl)-phenyl]-amide (Compound 180).

A mixture of tert-butyl 2-(4-amino-2-(4-bromo-1-methyl-1H-pyrazol-5-yl)phenoxy)ethylcarbamate (30 mg, 54 μ mol) and 6-chloroindoline (8.3 mg, 54 μ mol) in 1mL of DMF was

stirred at room temperature overnight. Then to the mixture was added 1 mL of 2M HCl. The mixture was stirred at room temperature overnight. The mixture was concentrated and the crude product was subjected to purification on HPLC. The proper fractions were collected and lyophilized to afford yellow oil in 20.1 % yield. LCMS m/z (%) = 492 ($M+H$ ^{35}Cl ^{79}Br , 100).
5 1H NMR (400 MHz, MeOD) δ ppm 3.1 (m, 4 H), 3.7 (s, 3 H), 4.1 (m, 3 H), 4.2 (m, 1 H), 6.8 (dd, $J=7.6, 2.0$ Hz, 1 H), 7.1 (d, $J=7.6$ Hz, 1 H), 7.1 (d, $J=9.1$ Hz, 1 H), 7.3 (d, $J=3.0$ Hz, 1 H), 7.5 (s, 1 H), 7.6 (dd, $J=9.1, 2.5$ Hz, 1 H), 7.8 (d, $J=2.0$ Hz, 1 H).

10 **Example 7.3: Preparation of 4-Chloro-2,3-dihydro-indole-1-carboxylic acid [4-(2-amino-ethoxy)-3-(4-bromo-2-methyl-2H-pyrazol-3-yl)-phenyl]-amide (Compound 81).**

The title compound was prepared in a similar manner as described in **Example 7.2** to give a white solid in 16.5 % yield. LCMS m/z (%) = 492 ($M+H$ ^{35}Cl ^{79}Br , 100). 1H NMR (400 MHz, MeOD) δ ppm 3.3 (m, 4 H), 3.8 (s, 3 H), 4.2 (m, 3 H), 4.3 (dd, $J=11.1, 4.5$ Hz, 1 H), 7.0 (d, $J=8.1$ Hz, 1 H), 7.2 (t, $J=8.1$ Hz, 1 H), 7.3 (m, 1 H), 7.4 (d, $J=3.0$ Hz, 1 H), 7.6 (s, 1 H), 7.7 (dd, $J=8.8, 2.8$ Hz, 1 H), 7.8 (d, $J=7.6$ Hz, 1 H).
15

Example 7.4: Preparation of 5-Chloro-2,3-dihydro-indole-1-carboxylic acid [4-(2-amino-ethoxy)-3-(4-bromo-2-methyl-2H-pyrazol-3-yl)-phenyl]-amide (Compound 160).

The title compound was prepared in a similar manner as described in **Example 7.2** to give a white solid in 17.7 % yield. LCMS m/z (%) = 492 ($M+H$ ^{35}Cl ^{79}Br). 1H NMR (400 MHz, MeOD) δ ppm 3.3 (m, 4 H), 3.8 (s, 3 H), 4.2 (m, 3 H), 4.3 (m, 1 H), 7.1 (dd, $J=8.6, 2.0$ Hz, 1 H), 7.2 (d, $J=2.5$ Hz, 1 H), 7.2 (d, $J=9.1$ Hz, 1 H), 7.4 (d, $J=2.5$ Hz, 1 H), 7.6 (s, 1 H), 7.7 (m, 1 H), 7.9 (d, $J=8.6$ Hz, 1 H).
20

25 **Example 7.5: Preparation of 3,4-Dihydro-2H-quinoline-1-carboxylic acid [4-(2-amino-ethoxy)-3-(4-bromo-2-methyl-2H-pyrazol-3-yl)-phenyl]-amide (Compound 250).**

The title compound was prepared in a similar manner as described in **Example 7.2** to give a white solid. LCMS m/z (%) = 471 ($M+H$).

30 **Example 7.6: Preparation of (S)-2-Methoxymethyl-pyrrolidine-1-carboxylic acid [4-(2-amino-ethoxy)-3-(4-bromo-2-methyl-2H-pyrazol-3-yl)-phenyl]-amide (Compound 149).**

The title compound was prepared in a similar manner as described in **Example 7.2** to give a white solid in 8.51 % yield. LCMS m/z (%) = 452 ($M+$).

Example 7.7: Preparation of 5-Bromo-2,3-dihydro-indole-1-carboxylic acid [4-(2-amino-ethoxy)-3-(4-bromo-2-methyl-2H-pyrazol-3-yl)-phenyl]-amide (Compound 173).

The title compound was prepared in a similar manner as described in **Example 7.2** to give a white solid in 5.5 % yield. LCMS m/z (%) = 536 ($M+H^{79}Br$, 100), 538 ($M+H^{81}Br$, 98).
5 1H NMR (400 MHz, MeOH- d_4) δ ppm 3.3 (m, 4 H), 3.8 (s, 3 H), 4.2 (t, $J=8.8$ Hz, 2 H), 4.2 (m, 1 H), 4.3 (m, 1 H), 7.2 (d, $J=8.6$ Hz, 1 H), 7.3 (dd, $J=8.6, 2.0$ Hz, 1 H), 7.4 (m, 1 H), 7.4 (d, $J=3.0$ Hz, 1 H), 7.6 (s, 1 H), 7.7 (dd, $J=8.8, 2.8$ Hz, 1 H), 7.8 (d, $J=8.6$ Hz, 1 H).

Example 7.8: Preparation of Octahydro-quinoline-1-carboxylic acid [4-(2-amino-ethoxy)-3-(4-bromo-2-methyl-2H-pyrazol-3-yl)-phenyl]-amide (Compound 27).

The title compound was prepared in a similar manner as described in **Example 7.2** to give a white solid in 18.1 % yield. LCMS m/z (%) = 476 (M^+ , 98). 1H NMR (400 MHz, MeOH- d_4) δ ppm 1.4 (m, 8 H), 1.7 (m, 2 H), 1.8 (m, 2 H), 1.9 (m, $J=14.4, 4.3$ Hz, 3 H), 3.3 (t, $J=5.6$ Hz, 2 H), 3.7 (s, 3 H), 3.9 (d, $J=11.1$ Hz, 1 H), 4.2 (m, 1 H), 4.3 (m, 1 H), 7.2 (d, $J=9.1$ Hz, 1 H), 7.3 (dd, $J=2.5, 1.0$ Hz, 1 H), 7.5 (m, 1 H), 7.6 (s, 1 H).
15

Example 7.9: Preparation of Octahydro-isoquinoline-2-carboxylic acid [4-(2-amino-ethoxy)-3-(4-bromo-2-methyl-2H-pyrazol-3-yl)-phenyl]-amide (Compound 41).

The title compound was prepared in a similar manner as described in **Example 7.2** to give a white solid in 21.0 % yield. LCMS m/z (%) = 476 (M^+ , 98). 1H NMR (400 MHz, MeOH- d_4) δ ppm 1.5 (m, 7 H), 1.7 (m, $J=4.5$ Hz, 2 H), 1.9 (m, 3 H), 3.2 (m, 1 H), 3.2 (dd, $J=12.6, 3.5$ Hz, 1 H), 3.3 (t, $J=5.1$ Hz, 2 H), 3.7 (s, 3 H), 3.8 (dd, $J=13.1, 4.5$ Hz, 1 H), 3.9 (m, 1 H), 4.2 (m, 1 H), 4.3 (m, 1 H), 7.2 (d, $J=8.6$ Hz, 1 H), 7.3 (d, $J=2.5$ Hz, 1 H), 7.5 (m, 1 H), 7.6 (s, 1 H).
20
25

Example 7.10: Preparation of 6,7-Dimethoxy-3,4-dihydro-1H-isoquinoline-2-carboxylic acid [4-(2-amino-ethoxy)-3-(4-bromo-2-methyl-2H-pyrazol-3-yl)-phenyl]-amide (Compound 196).

The title compound was prepared in a similar manner as described in **Example 7.2** to give a white solid in 16.2 % yield. LCMS m/z (%) = 530 (M^+).
30

Example 7.11: Preparation of 4-Methyl-piperazine-1-carboxylic acid [4-(2-amino-ethoxy)-3-(4-bromo-2-methyl-2H-pyrazol-3-yl)-phenyl]-amide (Compound 298).

The title compound was prepared in a similar manner as described in **Example 7.2** to give a white solid in 61.5 % yield. LCMS m/z (%) = 437 (M^+)
35

Example 7.12: Preparation of N-[4-(2-Amino-ethoxy)-3-(2-methyl-2H-pyrazol-3-yl)-phenyl]-3-fluoro-benzamide (Compound 181).

A mixture of N-[4-(2-Amino-ethoxy)-3-(2-methyl-2H-pyrazol-3-yl)-phenyl]-3-fluoro-benzamide (0.5000 g, 1.195 mmol) and ammonia (0.34 g, 20.0 mmol) in 10 mL of methanol were heated to 150°C for 30 minutes under microwave irradiation in a heavy walled sealed tube. The reaction mixture was concentrated to produce the crude product that was subjected to purification on HPLC. The proper fractions were collected and lyophilized to afford the title compound as a white TFA solid in 53 % yield. LCMS m/z (%) = 355 (M+H, 100). ¹H NMR (400 MHz, DMSO-d₆) δ 10.3 (s, 1H), 7.85-7.73 (m, 2H), 7.68 (d, J₁ = 2.78 Hz, 1H), 7.62-7.53 (m, 1H), 7.46 (d, J₁ = 1.78 Hz, 1H), 7.45-7.42 (m, 2H), 7.18 (d, J₁ = 8.08 Hz, 1H), 6.28 (d, J₁ = 2.01 Hz, 1H), 3.95 (t, J₁ = 6.06 Hz, 2H), 3.69 (s, 3H), 2.79 (t, J₁ = 6.06 Hz, 2H).

Example 7.13: Preparation of 4-(5-Trifluoromethyl-pyridin-2-yl)-piperazine-1-carboxylic acid [4-(2-amino-ethoxy)-3-(4-bromo-2-methyl-2H-pyrazol-3-yl)-phenyl]-amide (Compound 99).

The title compound was prepared in a similar manner as described in Example 7.2 to give a white solid in 25.3 % yield. LCMS m/z (%) = 568 (M+, 27). ¹H NMR (400 MHz, MeOH-d₄) δ ppm 3.3 (t, J=5.6 Hz, 2 H), 3.7 (dd, J=6.8, 3.3 Hz, 4 H), 3.8 (s, 3 H), 3.8 (dd, J=6.1, 3.0 Hz, 4 H), 4.2 (m, 1 H), 4.3 (m, 1 H), 7.0 (d, J=9.6 Hz, 1 H), 7.2 (d, J=8.6 Hz, 1 H), 7.3 (d, J=2.5 Hz, 1 H), 7.6 (m, 2 H), 7.8 (dd, J=9.1, 2.5 Hz, 1 H), 8.4 (s, 1 H).

Example 7.14: Preparation of 4-(3,5-Dichloro-pyridin-4-yl)-piperazine-1-carboxylic acid [4-(2-amino-ethoxy)-3-(4-bromo-2-methyl-2H-pyrazol-3-yl)-phenyl]-amide (Compound 123).

The title compound was prepared in a similar manner as described in Example 7.2 to give a white solid in 33.4 % yield. LCMS m/z (%) = 570 (M+H). ¹H NMR (400 MHz, MeOH-d₄) δ ppm 3.3 (t, J=5.6 Hz, 2 H), 3.5 (m, 4 H), 3.7 (m, 4 H), 3.8 (s, 3 H), 4.2 (dt, J=10.6, 5.6, 4.5 Hz, 1 H), 4.3 (dt, J=11.0, 5.4, 5.3 Hz, 1 H), 7.2 (d, J=9.1 Hz, 1 H), 7.3 (d, J=2.5 Hz, 1 H), 7.6 (m, 2 H), 8.4 (s, 2 H).

Example 7.15: Preparation of 4-Pyridin-2-yl-piperazine-1-carboxylic acid [4-(2-amino-ethoxy)-3-(4-bromo-2-methyl-2H-pyrazol-3-yl)-phenyl]-amide (Compound 44).

The title compound was prepared in a similar manner as described in Example 7.2 to give a white solid in 22.2 % yield. LCMS m/z (%) = 500 (M+).

Example 7.16: Preparation of 4-(2-Methoxy-phenyl)-piperazine-1-carboxylic acid [4-(2-amino-ethoxy)-3-(4-bromo-2-methyl-2H-pyrazol-3-yl)-phenyl]-amide (Compound 147).

The title compound was prepared in a similar manner as described in Example 7.2 to give a white solid in 42.9 % yield. LCMS m/z (%) = 529 (M+).

Example 7.17: Preparation of 4-(4-Methoxy-phenyl)-piperazine-1-carboxylic acid [4-(2-amino-ethoxy)-3-(4-bromo-2-methyl-2H-pyrazol-3-yl)-phenyl]-amide (Compound 153).

The title compound was prepared in a similar manner as described in Example 7.2 to give a white solid in 11.3 % yield. LCMS m/z (%) = 529 (M+).

Example 7.18: Preparation of 2,5-Dihydro-pyrrole-1-carboxylic acid [4-(2-amino-ethoxy)-3-(4-bromo-2-methyl-2H-pyrazol-3-yl)-phenyl]-amide (Compound 164).

The title compound was prepared in a similar manner as described in Example 7.2 to give a white solid in 43.7 % yield. LCMS m/z (%) = 406 (M+, 100).

Example 7.19: Preparation of 5,6-Dihydro-4H-pyrimidine-1-carboxylic acid [4-(2-amino-ethoxy)-3-(4-bromo-2-methyl-2H-pyrazol-3-yl)-phenyl]-amide (Compound 329).

The title compound was prepared in a similar manner as described in Example 7.2 to give a yellow oil in 27 % yield. LCMS m/z (%) = 421 (M+).

Example 7.20: Preparation of Acetic acid 1-{2-[3-methoxy-benzoylamino)-2-(2-methyl-2H-pyrazol-3-yl)-phenoxy]-ethylcarbamoyloxy}-ethyl ester (Compound 345).

To a mixture of N-(4-(2-aminoethoxy)-3-(1-methyl-1H-pyrazol-5-yl)phenyl)-3-methoxybenzamide (55 mg, 150.1 μ mol) and 1-chloroethyl carbonochloridate (17.99 μ l, 165.1 μ mol) in dichloromethane was added Proton-Sponge (35.38 mg, 165.1 μ mol) in dichloromethane dropwise at 0°C. The mixture was stirred at 0°C for 2 hours, and then it was stirred at room temperature overnight. The solvent was removed and 4 mL acetic acid was added. To the mixture was added mercury acetate (47.33 mg, 165.1 μ mol). The mixture was stirred at room temperature overnight. The solvent was removed and the crude product was purified by flash column chromatography (0-50% EtOAc/n-hexane/silica). The product was obtained as white solid in 43 % yield. LCMS m/z (%) = 497 (M+H, 100). ¹H NMR (400 MHz, CDCl₃) δ ppm 1.5 (d, J=5.6 Hz, 3 H), 2.1 (s, 3 H), 2.1 (m, J=5.6 Hz, 1 H), 3.5 (m, 2 H), 3.8 (s, 3 H), 3.9 (s, 3 H), 4.1 (t, J=5.1 Hz, 2 H), 4.9 (t, J=6.1 Hz, 1 H), 6.3 (d, J=2.0 Hz, 1 H), 6.8 (q, J=5.6 Hz, 1 H), 7.0 (d, J=9.1 Hz, 1 H), 7.1 (m, 1 H), 7.4 (m, 2 H), 7.4 (m, 1 H), 7.5 (d, J=2.0 Hz, 1 H), 7.6 (d, J=2.5 Hz, 1 H), 7.7 (dd, J=8.8, 2.8 Hz, 1 H), 7.8 (s, 1 H).

Example 7.21: Preparation of N-[4-(2-Hexanoylamino-ethoxy)-3-(2-methyl-2H-pyrazol-3-yl)-phenyl]-3-methoxy-benzamide (Compound 346).

To a mixture of N-(4-(2-aminoethoxy)-3-(1-methyl-1H-pyrazol-5-yl)phenyl)-3-methoxybenzamide (0.020 g, 0.15 mmol) and triethylamine (0.038 mL, 0.27 mmol) in dichloromethane was added hexanoyl chloride (50 mg, 0.14 mmol), dropwise at room temperature. The mixture was stirred at room temperature overnight. The reaction was quenched with water, extracted with dichloromethane (3x20 mL) and dried over anhydrous MgSO₄. The crude product was purified by flash column chromatography. (EtOAc/Hexane = 50-90%). N-[4-(2-Hexanoylamino-ethoxy)-3-(2-methyl-2H-pyrazol-3-yl)-phenyl]-3-methoxybenzamide was obtained as white solid in 43 % yield. LCMS m/z (%) = 465 (M+H, 100). ¹H NMR (400 MHz, CDCl₃) δ ppm 0.9 (t, J=7.1 Hz, 3 H), 1.3 (m, 4 H), 1.6 (m, 2 H), 2.1 (m, 2 H), 3.5 (q, J=5.4 Hz, 2 H), 3.8 (s, 3 H), 3.9 (s, 3 H), 4.0 (t, J=5.1 Hz, 2 H), 5.5 (m, 1 H), 6.3 (d, J=2.0 Hz, 1 H), 7.0 (d, J=9.1 Hz, 1 H), 7.1 (m, 1 H), 7.4 (m, 2 H), 7.4 (d, J=2.0 Hz, 1 H), 7.6 (d, J=2.0 Hz, 1 H), 7.6 (d, J=3.0 Hz, 1 H), 7.7 (dd, J=8.8, 2.8 Hz, 1 H), 7.8 (s, 1 H).

Example 7.22: Preparation of {2-[4-(3-Methoxy-benzoylamino)-2-(2-methyl-2H-pyrazol-3-yl)-phenoxy]-ethyl}-carbamic acid benzyl ester (Compound 347).

To a mixture of N-(4-(2-aminoethoxy)-3-(1-methyl-1H-pyrazol-5-yl), phenyl)-3-methoxybenzamide (50 mg, 136 μmol) and triethylamine (0.038 mL, 0.27 mmol) in dichloromethane was added benzyl chloroformate (26 mg, 150 μmol), dropwise at room temperature. The mixture was stirred at room temperature overnight. The reaction was quenched with water, extracted with dichloromethane (3x20 mL) and dried over anhydrous MgSO₄. The organic layer was separated, dried over anhydrous Na₂SO₄, filtered and concentrated. The crude product was purified by flash column chromatography. (EtOAc/Hexane = 50-90%). {2-[4-(3-Methoxy-benzoylamino)-2-(2-methyl-2H-pyrazol-3-yl)-phenoxy]-ethyl}-carbamic acid benzyl ester was obtained as white solid in 37 % yield. LCMS m/z (%) = 501 (M+H, 100). ¹H NMR (400 MHz, CDCl₃) δ ppm 3.5 (q, J=5.4 Hz, 2 H), 3.7 (s, 3 H), 3.9 (s, 3 H), 4.0 (t, J=5.1 Hz, 2 H), 4.9 (t, J=5.8 Hz, 1 H), 5.1 (s, 2 H), 6.3 (d, J=2.0 Hz, 1 H), 7.0 (d, J=8.6 Hz, 1 H), 7.1 (m, 1 H), 7.3 (m, 5 H), 7.4 (m, 1 H), 7.5 (m, 2 H), 7.7 (dd, J=8.8, 2.8 Hz, 1 H), 7.8 (s, 1 H).

Example 7.23: Preparation of {2-[4-(3-Methoxy-benzoylamino)-2-(2-methyl-2H-pyrazol-3-yl)-phenoxy]-ethyl}-carbamic acid 2-chloro-ethyl ester (Compound 341).

To a solution of N-(4-(2-aminoethoxy)-3-(1-methyl-1H-pyrazol-5-yl)phenyl)-3-methoxybenzamide (0.5000 g, 1.365 mmol) and N,N-Diisopropylethylamine (0.2383 mL, 1.365 mmol) in 1 mL of was added dropwise, 2-Chloroethyl chloroformate (0.1951 g, 1.365 mmol). The reaction mixture was stirred overnight at ambient temperature. Ethanol was removed under

vacuum and the crude was purified by preparative LCMS ($m/z=472$). The proper fractions were collected and lyophilized to afford the title compound as an off-white solid in 38% yield.

LCMS m/z (%) = 472 ($M+H^{35}Cl$, 100), 474 ($M+H^{37}Cl$, 40). 1H NMR (400 MHz, $CDCl_3$) δ 8.16 (s, 1H), 7.71 (d, $J = 2.16$ Hz, 1H), 7.68 (d, $J = 2.01$ Hz, 1H), 7.45-7.34 (m, 3H), 7.08 (d, $J = 8.08$ Hz, 1H), 6.98 (d, $J = 8.08$ Hz, 1H), 6.31 (bs, 1H), 7.19-7.13, (m, 2H), 5.18 (bt, $J = 5.80$ Hz, 1H), 4.28 (t, $J = 6.01$ Hz, 2H), 4.03 (t, $J = 4.80$ Hz, 2H), 3.85 (s, 3H), 3.78 (s, 3H), 3.65 (t, $J_1 = 5.80$ Hz, 2H), 3.45 (q, $J = 11.10$ Hz, 2H).

Example 7.24: Preparation of Cyclopropanecarboxylic acid [4-(2-amino-ethoxy)-3-(4-chloro-2-methyl-2H-pyrazol-3-yl)-phenyl]-amide (Compound 328).

A mixture of cyclopropanecarboxylic acid [3-(4-chloro-2-methyl-2H-pyrazol-3-yl)-4-hydroxy-phenyl]-amide (0.500 g, 1.714 mmol), Triphenylphosphine (1.438 g, 5.484 mmol) and ethanolamine (0.3308 g, 5.416 mmol) were taken up in 20 mL of anhydrous THF in a round bottomed flask. To this was added slowly diisopropyl azodicarboxylate (1.08 mL, 5.484 mmol) and stirred at ambient temperature for 18 hours. The reaction mixture was partitioned between aqueous 1N HCl and dichloromethane. The aqueous layer was further extracted with dichloromethane (2X). The aqueous solution was neutralized with 10% NaOH to a pH of 8.0 and extracted with ethyl acetate (2X, 50 mL). The ethyl acetate layer was separated, dried over Na_2SO_4 and concentrated to produce the crude product as a hygroscopic solid, that was subjected to purification on HPLC. The proper fractions were collected and lyophilized to afford the title compound as a white solid in 19% yield (TFA salt). LCMS m/z (%) = 335 ($M+H^{35}Cl$, 100), 337 ($M+H^{37}Cl$, 40). 1H NMR (400 MHz, $DMSO-d_6$) δ 10.3 (s, 1H), 7.70 (dd, $J_1 = 2.5$ and $J_2 = 9.01$ Hz, 1H), 7.64 (s, 1H), 7.54 (d, $J_1 = 2.53$ Hz, 1H), 7.21 (d, $J_1 = 9.09$ Hz, 1H), 4.11-4.22 (m, 2H), 3.64 (s, 3H), 3.10-3.18 (m, 2H), 1.78-1.70 (m, 1H), 0.8-0.76 (d, $J_1 = 6.41$ Hz, 4H).

Example 8: Preparation of Compounds

Example 8.1: Preparation of N-(3-(2-methyl-2H-pyrazol-3-yl)-4-(2-methyl-2-nitropropoxy)phenyl)acetamide

Cesium carbonate (7.04 g, 21.6 mmol) was added to a solution of 2-methyl-2-nitropropyl methanesulfonate (2.39 g, 12.1 mmol) and N-(4-hydroxy-3-(2-methyl-2H-pyrazol-3-yl)phenyl)acetamide (2.00 g, 8.65 mmol) in dimethylacetamide (15 mL) and the mixture was stirred at 160 °C. After 2h, the solvent was evaporated, and the residue was triturated with water. The precipitate was isolated by filtration, washed with water and dried *in vacuo* to afford the product (2.38g, 83%) as a tan solid. LCMS m/z (%) = 333.4 ($M+H$ 100%). 1H NMR (400 MHz, $DMSO-d_6$) δ ppm 1.47 (s, 6 H), 2.02 (s, 3 H), 3.53 (s, 3 H), 4.32 (s, 2 H), 6.15 (d, $J=2.02$

Hz, 1 H), 7.14 (d, J=8.84 Hz, 1 H), 7.44 (d, J=1.77 Hz, 1 H), 7.49 (d, J=2.78 Hz, 1 H), 7.62 (dd, J=8.97, 2.65 Hz, 1 H), 9.94 (s, 1 H).

Example 8.2: Preparation of 3-(4-bromo-2-methyl-2H-pyrazol-3-yl)-4-(2-methyl-2-nitropropoxy)aniline

N-Bromosuccinimide (0.931 g, 5.23 mmol) was added to a suspension of N-(3-(2-Methyl-2H-pyrazol-3-yl)-4-(2-methyl-2-nitropropoxy)phenyl)acetamide (1.58 g, 4.75 mmol) in 10 mL of methanol, and the mixture was stirred at room temperature. A clear solution was obtained within minutes. After 20min, a solution of sodium hydroxide (1.14 g, 28.5 mmol) in water (1.00 mL, 55.5 mmol) was added, and the solution was heated to 160 °C for 0.5 hr under microwave irradiation in a heavy walled sealed tube. The solvent was evaporated under reduced pressure, and the residue was taken up in saturated sodium bicarbonate and extracted twice with dichloromethane. The extracts were combined, dried with sodium sulfate, filtered, and evaporated to dryness. The crude product was purified by flash chromatography (ethyl acetate - hexanes 1:2, then 1:1) to afford the title compound as an off-white solid (1.07g, 61%). LCMS m/z (%) = 371.0 (M+H ⁸¹Br 36%), 369.1 (M+H ⁷⁹Br 30%). ¹H NMR (400 MHz, CDCl₃) δ ppm 1.44 (s, 3 H), 1.50 (s, 3 H), 3.63 (s, 3 H), 3.81 (d, J=9.85 Hz, 1 H), 4.34 (d, J=9.85 Hz, 1 H), 6.72 (d, J=1.52 Hz, 1 H), 6.87 - 6.93 (m, 2 H), 7.51 (s, 1 H).

Example 8.3: Preparation of N-(3-(4-bromo-2-methyl-2H-pyrazol-3-yl)-4-(2-methyl-2-nitropropoxy)phenyl)-2,2,2-trifluoroacetamide

Trifluoroacetic anhydride (0.35mL, 2.49mmol) was added to a solution of 3-(4-bromo-2-methyl-2H-pyrazol-3-yl)-4-(2-methyl-2-nitropropoxy)aniline (836mg, 2.26mmol) and N,N-diisopropylethylamine (0.44mL, 2.49mmol) in dichloromethane, and the solution was stirred at room temperature. After 4h, the solution was diluted with dichloromethane (30mL) washed with water and dried with sodium sulfate. Flash chromatography (ethyl acetate – hexanes 1:2) afforded N-(3-(4-bromo-2-methyl-2H-pyrazol-3-yl)-4-(2-methyl-2-nitropropoxy)phenyl)-2,2,2-trifluoroacetamide as a pale yellow foam (889mg, 1.91mmol, 85%). LCMS m/z (%) = 467.4 (M+H ⁸¹Br 26.3%), 465.2 (M+H ⁷⁹Br 31.5%). ¹H NMR (400 MHz, CDCl₃) δ ppm 1.49 (s, 3 H), 1.56 (s, 3 H), 3.62 (s, 3 H), 4.00 (d, J=9.85 Hz, 1 H), 4.50 (d, J=9.60 Hz, 1 H), 7.07 (d, J=9.09 Hz, 1 H), 7.41 (d, J=2.78 Hz, 1 H), 7.53 (s, 1 H), 7.78 (dd, J=9.09, 2.78 Hz, 1 H), 7.95 (s, 1 H), (100.0%).

Example 8.4: Preparation of N-(4-(2-amino-2-methylpropoxy)-3-(4-bromo-2-methyl-2H-pyrazol-3-yl)phenyl)-2,2,2-trifluoroacetamide

Acetylchloride (1.36mL, 19.1mmol) was added slowly to a well-stirred solution of N-(3-(4-bromo-2-methyl-2H-pyrazol-3-yl)-4-(2-methyl-2-nitropropoxy)phenyl)-2,2,2-

trifluoroacetamide (889mg, 1.91mmol) in methanol (10mL). Zinc dust (1.25g, 19.1mmol) was added in small portions, and the mixture was stirred at 55°C. After 2h, the solvent was removed under reduced pressure, and residue was suspended in 1M HCl (10mL) and covered with ethyl acetate. The mixture was cooled on an ice bath, and ammonium hydroxide was added until all precipitate dissolved. The layers were separated, and the aqueous layer was extracted with ethyl acetate. The combined ethyl acetate extracts were washed with brine, dried with sodium sulfate, filtered and evaporated to dryness to yield N-(4-(2-amino-2-methylpropoxy)-3-(4-bromo-2-methyl-2H-pyrazol-3-yl)phenyl)-2,2,2-trifluoroacetamide as a white powder (693mg, 1.59mmol, 83%). LCMS m/z (%) = 437.3 (M+H ⁸¹Br 9.0%), 435.2 (M+H ⁷⁹Br 14.0%).

Example 8.5: Preparation of *tert*-butyl-1-(4-amino-2-(4-bromo-2-methyl-2H-pyrazol-3-yl)phenoxy)-2-methylpropan-2-ylcarbamate

Boc-anhydride (459mg, 2.10mmol) was added to a mixture of N-(4-(2-amino-2-methylpropoxy)-3-(4-bromo-2-methyl-2H-pyrazol-3-yl)phenyl)-2,2,2-trifluoroacetamide (693mg, 1.59mmol) and dichloromethane (10mL) and the reaction was stirred at room temperature. After three days, the solution was diluted with dichloromethane (30mL) washed with 1M citric acid and water, dried with sodium sulfate, filtered, and evaporated to dryness. The crude product was suspended in methanol (10mL) and a solution of sodium hydroxide (200mg) in water (0.4mL) was added, and the mixture was refluxed for 19h. The solvent was removed under reduced pressure, and the residue was partitioned between ethyl acetate and saturated sodium bicarbonate. The ethyl acetate layer was washed with brine and dried with sodium sulfate. Flash chromatography (ethyl acetate – hexanes 1:2) afforded *tert*-butyl-1-(4-amino-2-(4-bromo-2-methyl-2H-pyrazol-3-yl)phenoxy)-2-methylpropan-2-ylcarbamate as pale yellow foam (525mg, 1.22mmol, 77%). LCMS m/z (%) = 537.2 (M+H ⁸¹Br 4.9%), 535.2 (M+H ⁷⁹Br 5.7%).

Example 8.6: Preparation of 3-(2-methyl-2H-pyrazol-3-yl)-4-(2-methyl-2-nitropropoxy)aniline

A solution of sodium hydroxide (70mg, 1.74mmol) in water (0.15mL) was added to a suspension of N-(3-(2-methyl-2H-pyrazol-3-yl)-4-(2-methyl-2-nitropropoxy)phenyl)acetamide (84mg, 0.29mmol) in methanol (1mL) and the mixture was stirred at 140°C in a screw capped vial for 90min. The mixture was allowed to cool to room temperature, and the solvent was removed under reduced pressure. The residue was partitioned between dichloromethane and water, the organic layer was dried with sodium sulfate, filtered and evaporated to dryness to afford the title compound (62mg, 0.21mmol, 74%) as a yellow oil which was used without further purification. LCMS m/z (%) = 291.3 (M+H 98%).

Example 8.7: Preparation of N-[4-(2-Amino-2-methyl-propoxy)-3-(4-bromo-2-methyl-2H-pyrazol-3-yl)-phenyl]-4-fluoro-benzamide (Compound 48).

4-Fluorobenzoyl chloride (6.63 μ L, 0.056 mmol) was added to a solution of *tert*-butyl 1-(4-amino-2-(4-bromo-2-methyl-2H-pyrazol-3-yl)phenoxy)-2-methylpropan-2-ylcarbamate (0.25 mL of a 0.2 M solution in dichloromethane, 0.050 mmol) and N,N-diisopropylethylamine (13.1 μ L, 0.075 mmol) in dichloromethane (0.5 mL) and the reaction vessel was agitated on a mechanical shaker overnight. TFA (0.25 mL) was added, and the reaction vessel was shaken for another 30 min. The solvent was evaporated *in vacuo*, and the crude product was purified by RP-HPLC and lyophilized to give the title compound as a TFA-salt (26 mg, 92%). LCMS m/z (%) = 463.2 (M+H ^{81}Br 43%), 461.2 (M+H ^{79}Br 43%). ^1H NMR (400 MHz, DMSO- d_6) δ ppm 1.09 (s, 3 H), 1.11 (s, 3 H), 3.60 (s, 3 H), 3.76 (d, $J=9.60$ Hz, 1 H), 3.92 (d, $J=9.85$ Hz, 1 H), 7.21 (d, $J=9.09$ Hz, 1 H), 7.27 - 7.36 (m, 2 H), 7.60 (s, 1 H), 7.62 (d, $J=2.53$ Hz, 1 H), 7.86 (s, 3 H), 7.87 (dd, $J=9.09, 2.53$ Hz, 1 H), 7.93 - 8.00 (m, 2 H), 10.30 (s, 1 H).

Example 8.8: Preparation of N-[4-(2-Amino-2-methyl-propoxy)-3-(4-bromo-2-methyl-2H-pyrazol-3-yl)-phenyl]-3-fluoro-benzamide (Compound 40).

The title compound was prepared in a similar manner as described in Example 8.7 to give the product as a TFA-salt (21 mg, 73%). LCMS m/z (%) = 463.2 (M+H ^{81}Br 51%), 461.2 (M+H ^{79}Br 50%). ^1H NMR (400 MHz, DMSO- d_6) δ ppm 1.10 (s, 3 H), 1.11 (s, 3 H), 3.60 (s, 3 H), 3.76 (d, $J=9.60$ Hz, 1 H), 3.93 (d, $J=9.60$ Hz, 1 H), 7.23 (d, $J=9.09$ Hz, 1 H), 7.35 - 7.43 (m, 1 H), 7.50 - 7.57 (m, 1 H), 7.60 (s, 1 H), 7.63 (d, $J=2.53$ Hz, 1 H), 7.67 - 7.72 (m, 1 H), 7.72 - 7.77 (m, 1 H), 7.87 (s, 3 H), 7.88 (dd, $J=9.09, 2.53$ Hz, 1 H), 10.35 (s, 1 H).

Example 8.9: Preparation of N-[4-(2-Amino-2-methyl-propoxy)-3-(4-bromo-2-methyl-2H-pyrazol-3-yl)-phenyl]-2-fluoro-benzamide (Compound 36).

The title compound was prepared in a similar manner as described in Example 8.7 to give the product as a TFA-salt (27 mg, 92%). LCMS m/z (%) = 463.2 (M+H ^{81}Br 45%), 461.2 (M+H ^{79}Br 52%). ^1H NMR (400 MHz, DMSO- d_6) δ ppm 1.09 (s, 3 H), 1.11 (s, 3 H), 3.60 (s, 3 H), 3.75 (d, $J=9.60$ Hz, 1 H), 3.92 (d, $J=9.60$ Hz, 1 H), 7.22 (d, $J=9.09$ Hz, 1 H), 7.25 - 7.33 (m, 2 H), 7.48 - 7.56 (m, 1 H), 7.57 - 7.64 (m, 3 H), 7.83 (dd, $J=9.09, 2.78$ Hz, 1 H), 7.84 (s, 3 H), 10.47 (s, 1 H).

Example 8.10: Preparation of N-[4-(2-Amino-2-methyl-propoxy)-3-(4-bromo-2-methyl-2H-pyrazol-3-yl)-phenyl]-2-phenyl-acetamide (Compound 34).

The title compound was prepared in a similar manner as described in Example 8.7 to give the product as a TFA-salt (26 mg, 90%). LCMS m/z (%) = 459.2 (M+H ^{81}Br 57%), 457.2 (M+H ^{79}Br 45%). ^1H NMR (400 MHz, DMSO- d_6) δ ppm 1.14 (s, 3 H), 1.15 (s, 3 H), 3.63 (s, 3

H), 3.77 (d, $J=9.60$ Hz, 1 H), 3.94 (d, $J=9.60$ Hz, 1 H), 7.22 (d, $J=9.35$ Hz, 1 H), 7.22 - 7.28 (m, 1 H), 7.29 - 7.38 (m, 4 H), 7.51 (d, $J=2.78$ Hz, 1 H), 7.65 (s, 1 H), 7.75 (dd, $J=8.97, 2.65$ Hz, 1 H), 7.90 (s, 3 H), 10.29 (s, 1 H).

5 Example 8.11: Preparation of N-[4-(2-Amino-2-methyl-propoxy)-3-(4-bromo-2-methyl-2H-pyrazol-3-yl)-phenyl]-benzamide (Compound 188).

The title compound was prepared in a similar manner as described in **Example 8.7** to give the product as a TFA-salt (27mg, 94%). LCMS m/z (%) = 445.2 (M+H ^{81}Br 41%), 443.2 (M+H ^{79}Br 39%). ^1H NMR (400 MHz, DMSO- d_6) δ ppm 1.16 (s, 3 H), 1.18 (s, 3 H), 3.67 (s, 3 H), 3.82 (d, $J=9.85$ Hz, 1 H), 3.99 (d, $J=9.60$ Hz, 1 H), 7.28 (d, $J=9.09$ Hz, 1 H), 7.54 (t, $J=7.33$ Hz, 2 H), 7.57 - 7.64 (m, 1 H), 7.67 (s, 1 H), 7.71 (d, $J=2.53$ Hz, 1 H), 7.84 - 8.00 (m, 6 H), 10.36 (s, 1 H).

15 Example 8.12: Preparation of N-[4-(2-Amino-2-methyl-propoxy)-3-(2-methyl-2H-pyrazol-3-yl)-phenyl]-4-trifluoromethyl-benzamide (Compound 135).

DMF (10 μL) was added to a mixture of 4- trifluoromethylbenzoic acid (61mg, 0.32mmol) and oxalyl chloride (27 μL , 0.32mmol) in dichloromethane (0.5mL) and the mixture was stirred for 45min at room temperature. The solution of the crude acid chloride was added to a solution of 3-(2-methyl-2H-pyrazol-3-yl)-4-(2-methyl-2-nitropropoxy)aniline (62mg, 0.21mmol) and DIEA (146 μL , 0.84mmol) in dichloromethane (0.5mL) and the mixture was stirred at room temperature. After 14h, the mixture was diluted with dichloromethane, washed with 0.5M citric acid and saturated sodium bicarbonate, dried with sodium sulfate, filtered, and evaporated to dryness. The residue was suspended in methanol (1mL) and acetylchloride (164 μL , 2.3mmol) was added slowly. A clear solution was obtained. Zinc dust (150mg, 2.3mmol) was added, and the mixture was stirred at 55°C. After 2h, the mixture was allowed to cool to room temperature, and diluted with methanol. The precipitate was removed by filtration and washed with methanol. The combined washings were evaporated to dryness. The residue was suspended in 1M HCl, the mixture was cooled on an ice bath, and made alkaline with ammonium hydroxide. The solution was extracted with ethyl acetate, and the extract was washed with brine, dried with sodium sulfate, filtered, and evaporated to dryness. The crude product was purified by RP-HPLC. The trifluoroacetate was partitioned between ethyl acetate and saturated sodium bicarbonate, the organic layer was washed with brine, dried with sodium sulfate, filtered, and evaporated to dryness to afford the free base (53mg, 0.12mmol, 57%). LCMS m/z (%) = 433.3 (M+H 60.7%). ^1H NMR (400 MHz, DMSO- d_6) δ ppm 0.95 (s, 6 H), 3.67 (s, 2 H), 3.68 (s, 3 H), 6.28 (d, $J=1.77$ Hz, 1 H), 7.15 (d, $J=9.09$ Hz, 1 H), 7.48 (d, $J=1.77$ Hz, 1 H), 7.70 (d, $J=2.53$ Hz, 1 H), 7.84 (dd, $J=8.97, 2.65$ Hz, 1 H), 7.92 (d, $J=8.34$ Hz, 2 H), 8.14 (d, $J=8.08$ Hz, 2 H), 10.46 (s, 1 H).

Example 8.13: Preparation of N-[4-(2-Amino-2-methyl-propoxy)-3-(2-methyl-2H-pyrazol-3-yl)-phenyl]-4-chloro-benzamide (Compound 111).

4-Chlorobenzoyl chloride (28 μ L, 0.22mmol) was added to a solution of 3-(2-methyl-2H-pyrazol-3-yl)-4-(2-methyl-2-nitropropoxy)aniline (58mg, 0.20mmol) and N,N-diisopropylethylamine (38 μ L, 0.22mmol) in dichloromethane (0.5mL) and the mixture was stirred at room temperature. After 1h, the mixture was diluted with dichloromethane, washed with 0.5M citric acid and saturated sodium bicarbonate, dried with sodium sulfate, filtered, and evaporated to dryness. The residue was dissolved in methanol (0.5mL) and acetyl chloride (71 μ L, 1.0mmol) was added slowly while stirring. Zinc dust (65mg, 1.0mmol) was added in small portions, and the mixture was stirred at 55°C. After 2h, the mixture was allowed to cool to room temperature, and diluted with methanol. The white precipitate was removed by filtration and washed with methanol. The combined washings were evaporated to dryness. The residue was suspended in 1M HCl, the solution was cooled on an ice bath, and made alkaline with ammonium hydroxide. The solution was extracted with ethyl acetate, and the extract was washed with brine, dried with sodium sulfate, filtered, and evaporated to dryness. The crude product was purified by RP-HPLC. The trifluoroacetate salt was dissolved in a mixture of ethyl acetate and saturated sodium bicarbonate. The organic layer was washed with brine, dried with sodium sulfate, and evaporated to dryness to afford the free base. The free base was dissolved in mixture of methanol and acetyl chloride (35 μ L, 0.5mmol) and the solution was evaporated to dryness to give the title compound as a hydrochloride salt (44mg, 45%). LCMS m/z (%) = 401.3 (M+H ³⁷Cl 13.1%), 399.2 (M+H ³⁵Cl 31.8%). ¹H NMR (400 MHz, DMSO-*d*₆) δ ppm 1.19 (s, 6 H), 3.70 (s, 3 H), 3.92 (s, 2 H), 6.37 (d, *J*=1.77 Hz, 1 H), 7.25 (d, *J*=9.09 Hz, 1 H), 7.50 (d, *J*=1.77 Hz, 1 H), 7.59 - 7.65 (m, 2 H), 7.73 (d, *J*=2.53 Hz, 1 H), 7.87 (dd, *J*=8.97, 2.65 Hz, 1 H), 7.95 - 8.01 (m, 2 H), 8.03 (s, 3 H), 10.39 (s, 1 H).

Example 8.14: Preparation of N-[4-(2-Amino-2-methyl-propoxy)-3-(2-methyl-2H-pyrazol-3-yl)-phenyl]-2-(4-chloro-phenyl)-acetamide (Compound 265).

The title compound was prepared in a similar manner as described in Example 8.13 to give the product (46mg, 45%). LCMS m/z (%) = 415.5 (M+H ³⁷Cl 12.3%), 413.4 (M+H ³⁵Cl 39.4%). ¹H NMR (400 MHz, DMSO-*d*₆) δ ppm 1.17 (s, 6 H), 3.64 (s, 2 H), 3.66 (s, 3 H), 3.87 (s, 2 H), 6.32 (d, *J*=2.02 Hz, 1 H), 7.19 (d, *J*=9.09 Hz, 1 H), 7.30 - 7.43 (m, 4 H), 7.48 (d, *J*=1.77 Hz, 1 H), 7.56 (d, *J*=2.53 Hz, 1 H), 7.66 (dd, *J*=8.97, 2.65 Hz, 1 H), 8.03 (s, 3 H), 10.34 (s, 1 H).

Example 8.15: Preparation of N-(4-(2-nitro-2-methylpropoxy)-3-(4-chloro-2-methyl-2H-pyrazol-3-yl)phenyl)-3-(trifluoromethyl)benzamide

Cesium carbonate (815 mg, 2.50 mmol) was added to a solution of N-(3-(4-chloro-2-methyl-2H-pyrazol-3-yl)-4-hydroxyphenyl)-3-(trifluoromethyl)benzamide (396 mg, 1.00 mmol) and 2-methyl-2-nitropropyl methanesulfonate (276 mg, 1.40 mmol) in DMA (2.0 mL) and the mixture was stirred at 160 °C. After 1 hr, the mixture was allowed to cool to room temperature and poured into water, and the resulting suspension was extracted with dichloromethane. The extract was dried with sodium sulfate, filtered, and evaporated to dryness. The crude product was purified by flash chromatography (ethyl acetate - hexanes 1:2) to afford the product (338mg, 68%) as a yellow oil. LCMS m/z (%) = 499.5 (M+H ³⁷Cl 31.5%), 497.4 (M+H ³⁵Cl 100.0%). ¹H NMR (400 MHz, CDCl₃) δ ppm 1.51 (s, 3 H), 1.57 (s, 3 H), 3.64 (s, 3 H), 4.01 (d, J=9.85 Hz, 1 H), 4.49 (d, J=9.85 Hz, 1 H), 7.08 (d, J=8.84 Hz, 1 H), 7.49 (d, J=2.53 Hz, 1 H), 7.51 (s, 1 H), 7.65 (t, J=7.71 Hz, 1 H), 7.80 - 7.90 (m, 3 H), 8.07 (d, J=7.83 Hz, 1 H), 8.13 (s, 1 H).

Example 8.16: Preparation of N-[4-(2-Amino-2-methyl-propoxy)-3-(4-chloro-2-methyl-2H-pyrazol-3-yl)-phenyl]-3-trifluoromethyl-benzamide (Compound 228).

Acetyl chloride (97 µl, 1.4 mmol) was added dropwise to a solution of N-(4-(2-nitro-2-methylpropoxy)-3-(4-chloro-2-methyl-2H-pyrazol-3-yl)phenyl)-3-(trifluoromethyl)benzamide (68 mg, 0.136 mmol) in MeOH (2.0 mL). Zinc dust (89 mg, 1.4 mmol) was added, and the mixture was stirred at 23 °C. After 1 hr, the mixture was filtered and the filtrate was evaporated to dryness. The residue was taken up in ammonium hydroxide (35%), diluted with water and extracted with ethyl acetate. The organic layer was washed with brine, dried with sodium sulfate, filtered, and evaporated to dryness. The crude product was dissolved in methanol, a solution of acetyl chloride (15µl) in methanol was added, and the solution was evaporated to dryness. The residue was dissolved in water - acetonitrile 1:1 and lyophilized to afford the product (57mg, 83%) as the hydrochloride. LCMS m/z (%) = 469.4 (M+H ³⁷Cl 58.9%), 467.4 (M+H ³⁵Cl 83.7%). ¹H NMR (400 MHz, DMSO-*d*₆) δ ppm 1.19 (s, 3 H), 1.20 (s, 3 H), 3.66 (s, 3 H), 3.87 (d, J=9.60 Hz, 1 H), 4.02 (d, J=9.85 Hz, 1 H), 7.31 (d, J=9.09 Hz, 1 H), 7.67 (s, 1 H), 7.72 (d, J=2.53 Hz, 1 H), 7.80 (t, J=7.71 Hz, 1 H), 7.92 - 8.08 (m, 5 H), 8.27 (d, J=8.08 Hz, 1 H), 8.30 (s, 1 H), 10.58 (s, 1 H).

Example 8.17: Preparation of N-[4-(2-Amino-2-methyl-propoxy)-3-(2-methyl-2H-pyrazol-3-yl)-phenyl]-3-bromo-benzamide (Compound 208).

3-Bromobenzoyl chloride (40.0 mg, 182 µmol) was added to a solution of 3-(2-methyl-2H-pyrazol-3-yl)-4-(2-methyl-2-nitropropoxy)aniline (44.1mg, 152 µmol) and triethylamine (25.4 µl, 182 µmol) in dichloromethane (500 µl) and the mixture was stirred at room temperature. After 1h, the mixture was diluted with dichloromethane, washed with 1M citric acid, saturated sodium bicarbonate, and water. The extract was dried with sodium sulfate,

filtered, and evaporated to dryness. The residue was dissolved in methyl alcohol (800 μ l), acetic acid (200 μ l, 3464 μ mol) was added, followed by zinc dust (99.3 mg, 1519 μ mol) and the mixture was stirred at room temperature. After 18h the mixture was made strongly basic with conc. ammonium hydroxide, and the product was extracted with ethyl acetate. The ethyl acetate layer was evaporated to dryness. The crude product was purified by preparative LCMS and lyophilized to afford the product as a TFA-salt (66mg, 97%). LCMS m/z (%) = 445.6 (M+H^{Br} 53.1%), 443.4 (M+H⁷⁹ 70.0%). ¹H NMR (400 MHz, DMSO-*d*₆) δ ppm 1.19 (s, 6 H), 3.71 (s, 3 H), 3.91 (s, 2 H), 6.37 (d, *J*=1.77 Hz, 1 H), 7.25 (d, *J*=9.09 Hz, 1 H), 7.47 - 7.54 (m, 2 H), 7.71 (d, *J*=2.53 Hz, 1 H), 7.78 - 7.83 (m, 1 H), 7.88 (dd, *J*=8.97, 2.65 Hz, 1 H), 7.90 - 7.99 (m, 4 H), 8.14 (t, *J*=1.77 Hz, 1 H), 10.40 (s, 1 H).

Example 8.18: Preparation of N-[4-(2-Amino-2-methyl-propoxy)-3-(2-methyl-2H-pyrazol-3-yl)-phenyl]-3-trifluoromethoxy-benzamide (Compound 320).

3- Trifluoromethoxybenzoyl chloride (40.9 mg, 182 μ mol) was added to a solution of 3-(2-methyl-2H-pyrazol-3-yl)-4-(2-methyl-2-nitropropoxy)aniline (44.1mg, 152 μ mol) and triethylamine (25.4 μ l, 182 μ mol) in dichloromethane (500 μ l) and the mixture was stirred at room temperature. After 1h, the mixture was diluted with dichloromethane, washed with 1M citric acid, saturated sodium bicarbonate, and water. The extract was dried with sodium sulfate, filtered, and evaporated to dryness. The residue was dissolved in methyl alcohol (800 μ l), acetic acid (200 μ l, 3464 μ mol) was added, followed by zinc dust (99.3 mg, 1519 μ mol) and the mixture was stirred at room temperature. After 18h the mixture was made strongly basic with conc. ammonium hydroxide, and the product was extracted with ethyl acetate. The ethyl acetate layer was evaporated to dryness. The crude product was purified by preparative LCMS to afford the product as a TFA-salt (59mg, 87%). LCMS m/z (%) = 449.3 (M+H 38.4%). ¹H NMR (400 MHz, DMSO-*d*₆) δ ppm 1.19 (s, 6 H), 3.71 (s, 3 H), 3.92 (s, 2 H), 6.37 (d, *J*=1.77 Hz, 1 H), 7.26 (d, *J*=9.09 Hz, 1 H), 7.51 (d, *J*=1.77 Hz, 1 H), 7.59 - 7.66 (m, 1 H), 7.69 (d, *J*=7.83 Hz, 1 H), 7.72 (d, *J*=2.53 Hz, 1 H), 7.87 (dd, *J*=8.97, 2.65 Hz, 1 H), 7.91 (s, 1 H), 7.95 (s, 3 H), 8.01 (d, *J*=8.08 Hz, 1 H), 10.45 (s, 1 H).

Example 8.19: Preparation of N-[4-(2-Amino-2-methyl-propoxy)-3-(2-methyl-2H-pyrazol-3-yl)-phenyl]-3-trifluoromethyl-benzamide (Compound 308).

3- Trifluoromethylbenzoyl chloride (38.0 mg, 182 μ mol) was added to a solution of 3-(2-methyl-2H-pyrazol-3-yl)-4-(2-methyl-2-nitropropoxy)aniline (44.1mg, 152 μ mol) and triethylamine (25.4 μ l, 182 μ mol) in dichloromethane (500 μ l) and the mixture was stirred at room temperature. After 1h, the mixture was diluted with dichloromethane, washed with 1M citric acid, saturated sodium bicarbonate, and water. The extract was dried with sodium sulfate, filtered, and evaporated to dryness. The residue was dissolved in methyl alcohol (800 μ l), acetic

acid (200 μ l, 3464 μ mol) was added, followed by zinc dust (99.3 mg, 1519 μ mol) and the mixture was stirred at room temperature. After 18h the mixture was made strongly basic with conc. ammonium hydroxide, and the product was extracted with ethyl acetate. The ethyl acetate layer was evaporated to dryness. The crude product was purified by preparative LCMS to afford the product as a TFA-salt (51mg, 77%). LCMS m/z (%) = 433.3 (M+H 62.1%). ^1H NMR (400 MHz, DMSO- d_6) δ ppm 1.20 (s, 6 H), 3.71 (s, 3 H), 3.92 (s, 2 H), 6.37 (d, J =1.77 Hz, 1 H), 7.27 (d, J =8.84 Hz, 1 H), 7.51 (d, J =1.77 Hz, 1 H), 7.72 (d, J =2.53 Hz, 1 H), 7.80 (t, J =7.83 Hz, 1 H), 7.88 (dd, J =8.97, 2.65 Hz, 1 H), 7.92 (s, 3 H), 7.96 - 8.01 (m, 1 H), 8.27 (s, 1 H), 8.29 (s, 1 H), 10.53 (s, 1 H).

Example 8.20: Preparation of 4-Acetylamino-N-[4-(2-amino-2-methyl-propoxy)-3-(4-bromo-2-methyl-2H-pyrazol-3-yl)-phenyl]-benzamide (Compound 287).

4-Acetamidobenzoyl chloride (11mg, 0.06mmol) was added to a solution of 3-(4-bromo-2-methyl-2H-pyrazol-3-yl)-4-(2-methyl-2-nitropropoxy)aniline (18 mg, 0.05mmol) and N,N-diisopropylethylamine (10 μ l, 0.06 mmol) in dichloromethane (0.5mL) and the mixture was stirred at room temperature. After 1h, the solution was diluted with dichloromethane, washed with 1M hydrochloric acid and saturated sodium bicarbonate, dried with sodium sulfate, filtered, and evaporated to dryness. The residue was dissolved in methanol (0.5mL). Acetic acid (0.1mL) was added followed by zinc dust (33mg) and the mixture was stirred at room temperature. After 4h, the suspension was made basic with ammonium hydroxide and extracted twice with ethyl acetate. The combined extracts were evaporated to dryness, purified by preparative LCMS and lyophilized to give the product (5.6mg, 22%) as a TFA-salt. LCMS m/z (%) = 502.3 (M+H ^{81}Br 42.9%), 500.4 (M+H ^{79}Br 52.1%). ^1H NMR (400 MHz, DMSO- d_6) δ ppm 1.16 (s, 3 H), 1.18 (s, 3 H), 2.08 (s, 3 H), 3.67 (s, 3 H), 3.82 (d, J =9.60 Hz, 1 H), 3.98 (d, J =9.85 Hz, 1 H), 7.27 (d, J =9.09 Hz, 1 H), 7.67 (s, 1 H), 7.69 (d, J =2.78 Hz, 1 H), 7.71 (d, J =8.84 Hz, 2 H), 7.85 - 7.91 (m, 3 H), 7.91 (d, J =8.84 Hz, 2 H), 7.95 (dd, J =8.97, 2.65 Hz, 1 H), 10.22 (s, 1 H), 10.23 (s, 1 H).

Example 8.21: Preparation of N-[4-(2-Amino-2-methyl-propoxy)-3-(4-bromo-2-methyl-2H-pyrazol-3-yl)-phenyl]-3-bromo-benzamide (Compound 281).

3-Bromobenzoyl chloride (12mg, 0.06mmol) was added to a solution of 3-(4-bromo-2-methyl-2H-pyrazol-3-yl)-4-(2-methyl-2-nitropropoxy)aniline (18 mg, 0.05mmol) and N,N-diisopropylethylamine (10 μ l, 0.06 mmol) in dichloromethane (0.5mL) and the mixture was stirred at room temperature. After 1h, the solution was diluted with dichloromethane, washed with 1M hydrochloric acid and saturated sodium bicarbonate, dried with sodium sulfate, filtered, and evaporated to dryness. The residue was dissolved in methanol (0.5mL). Acetic acid (0.1mL) was added followed by zinc dust (33mg) and the mixture was stirred at room

temperature. After 4h, the suspension was made basic with ammonium hydroxide and extracted twice with ethyl acetate. The combined extracts were evaporated to dryness, purified by preparative LCMS and lyophilized to give the product (24mg, 91%) as a TFA-salt. LCMS m/z (%) = 525.5 (M+H ⁸¹Br₂ 34.2%), 523.3 (M+H ⁷⁹Br⁸¹Br 100.0%), 521.4 (M+H ⁷⁹Br₂ 12.6%). ¹H NMR (400 MHz, DMSO-*d*₆) δ ppm 1.16 (s, 3 H), 1.18 (s, 3 H), 3.67 (s, 3 H), 3.83 (d, *J*=9.60 Hz, 1 H), 3.99 (d, *J*=9.60 Hz, 1 H), 7.29 (d, *J*=9.09 Hz, 1 H), 7.51 (t, *J*=7.83 Hz, 1 H), 7.67 (s, 1 H), 7.69 (d, *J*=2.53 Hz, 1 H), 7.78 - 7.84 (m, 1 H), 7.84 - 7.92 (m, 3 H), 7.92 - 7.98 (m, 2 H), 8.14 (t, *J*=1.77 Hz, 1 H), 10.44 (s, 1 H).

Example 8.22: Preparation of N-[4-(2-Amino-2-methyl-propoxy)-3-(4-bromo-2-methyl-2H-pyrazol-3-yl)-phenyl]-3-trifluoromethoxy-benzamide (Compound 275).

3-Trifluoromethoxybenzoyl chloride (12mg, 0.06mmol) was added to a solution of 3-(4-bromo-2-methyl-2H-pyrazol-3-yl)-4-(2-methyl-2-nitropropoxy)aniline (18 mg, 0.05mmol) and N,N-diisopropylethylamine (10 μl, 0.06 mmol) in dichloromethane (0.5mL) and the mixture was stirred at room temperature. After 1h, the solution was diluted with dichloromethane, washed with 1M hydrochloric acid and saturated sodium bicarbonate, dried with sodium sulfate, filtered, and evaporated to dryness. The residue was dissolved in methanol (0.5mL). Acetic acid (0.1mL) was added followed by zinc dust (33mg) and the mixture was stirred at room temperature. After 4h, the suspension was made basic with ammonium hydroxide and extracted twice with ethyl acetate. The combined extracts were evaporated to dryness, purified by preparative LCMS and lyophilized to give the product (21mg, 81%) as a TFA-salt. LCMS m/z (%) = 529.3 (M+H ⁸¹Br 76.1%), 527.5 (M+H ⁷⁹Br 64.8%). ¹H NMR (400 MHz, DMSO-*d*₆) δ ppm 1.17 (s, 3 H), 1.18 (s, 3 H), 3.67 (s, 3 H), 3.84 (d, *J*=9.85 Hz, 1 H), 4.00 (d, *J*=9.85 Hz, 1 H), 7.30 (d, *J*=9.09 Hz, 1 H), 7.60 - 7.65 (m, 1 H), 7.67 (s, 1 H), 7.68 - 7.73 (m, 2 H), 7.85 - 7.93 (m, 4 H), 7.95 (dd, *J*=8.97, 2.65 Hz, 1 H), 8.01 (d, *J*=7.83 Hz, 1 H), 10.48 (s, 1 H).

Example 8.23: Preparation of N-[4-(2-Amino-2-methyl-propoxy)-3-(4-bromo-2-methyl-2H-pyrazol-3-yl)-phenyl]-3-trifluoromethyl-benzamide (Compound 89).

A solution of 3-trifluoromethylbenzoyl chloride (17 μl, 0.11 mmol), N,N-diisopropylethylamine (21 μl, 0.12 mmol) and 3-(4-bromo-2-methyl-2H-pyrazol-3-yl)-4-(2-methyl-2-nitropropoxy)aniline (37 mg, 0.10 mmol) in 0.5 mL of dichloromethane was stirred at room temperature. After 1h the solution was diluted with dichloromethane, washed with 1M hydrochloric acid and saturated sodium bicarbonate, dried with sodium sulfate, filtered, and evaporated to dryness. The residue was taken up in methanol (0.4mL), acetic acid (114 μl, 2.0 mmol) was added followed by zinc dust (65 mg, 1.0 mmol) and the mixture was stirred at room temperature. After 1h the mixture was made strongly basic with conc. ammonium hydroxide, and the product was extracted with ethyl acetate. The ethyl acetate layer was washed with brine,

dried with sodium sulfate, filtered, and evaporated to dryness. The crude product was purified by preparative LCMS and lyophilized to afford the product (46mg, 74%) as a TFA-salt. LCMS m/z (%) = 513.5 (M+H ^{81}Br 71.7%), 511.3 (M+H ^{79}Br 82.9%). ^1H NMR (400 MHz, DMSO- d_6) δ ppm 1.17 (s, 3 H), 1.18 (s, 3 H), 3.67 (s, 3 H), 3.84 (d, $J=9.60$ Hz, 1 H), 4.00 (d, $J=9.85$ Hz, 1 H), 7.31 (d, $J=9.09$ Hz, 1 H), 7.67 (s, 1 H), 7.70 (d, $J=2.78$ Hz, 1 H), 7.80 (t, $J=7.71$ Hz, 1 H), 7.86 - 7.94 (m, 3 H), 7.94 - 8.01 (m, 2 H), 8.26 (d, $J=8.08$ Hz, 1 H), 8.29 (s, 1 H), 10.57 (s, 1 H).

Example 8.24: Preparation of N-[4-(2-Amino-2-methyl-propoxy)-3-(4-bromo-2-methyl-2H-pyrazol-3-yl)-phenyl]-4-trifluoromethyl-benzamide (Compound 69).

HATU (53.2 mg, 0.140 mmol) was added to a solution of 4-trifluoromethyl-benzoic acid (26.6 mg, 0.140 mmol) and triethylamine (0.0279 mL, 0.200 mmol) in dichloromethane (0.4mL) and the mixture was stirred at room temperature. After 15min, a solution of 3-(4-bromo-2-methyl-2H-pyrazol-3-yl)-4-(2-methyl-2-nitropropoxy)aniline (36.9 mg, 0.100mmol) in dichloromethane (0.4mL) was added and stirring was continued at room temperature. After 2hr, the mixture was diluted with dichloromethane, and washed with 1M citric acid, saturated sodium bicarbonate, and water. The extract was evaporated to dryness, and the residue was dissolved in methanol (1mL). Acetic acid (1.00mL, 17.5 mmol) was added followed by zinc dust (65.4 mg, 1.00 mmol) and the mixture was stirred at room temperature. After 18h the mixture was made strongly basic with conc. ammonium hydroxide, and the product was extracted with ethyl acetate. The ethyl acetate layer was evaporated to dryness. The crude product was purified by preparative LCMS.

The product containing fractions were combined and concentrated *in vacuo* to one third of the original volume. The solution was made alkaline with 5M sodium hydroxide, and the free base was extracted with ethyl acetate. The organic layer was dried with sodium sulfate, filtered, and evaporated to dryness. The residue was dissolved in a solution of acetyl chloride (14.8 μl , 207 μmol) in methanol (1mL), the solution was evaporated to dryness, and the product was dried *in vacuo* over KOH. The residue was dissolved in 50% acetonitrile and lyophilized to give the hydrochloride salt (27mg, 49%). LCMS m/z (%) = 513.4 (M+H ^{81}Br 55.6%), 511.4 (M+H ^{79}Br 66.2%). ^1H NMR (400 MHz, DMSO- d_6) δ ppm 1.17 (s, 3 H), 1.18 (s, 3 H), 3.67 (s, 3 H), 3.84 (d, $J=9.60$ Hz, 1 H), 4.01 (d, $J=9.60$ Hz, 1 H), 7.30 (d, $J=9.35$ Hz, 1 H), 7.67 (s, 1 H), 7.71 (d, $J=2.78$ Hz, 1 H), 7.90 - 8.02 (m, 6 H), 8.15 (d, $J=8.34$ Hz, 2 H), 10.58 (s, 1 H).

Example 8.25: Preparation of N-[4-(2-Amino-2-methyl-propoxy)-3-(4-bromo-2-methyl-2H-pyrazol-3-yl)-phenyl]-4-methoxy-benzamide (Compound 54).

The title compound was prepared in a similar manner as described in Example 8.7 to give the product as a TFA-salt (25mg, 82%). LCMS m/z (%) = 475.3 (M+H ^{81}Br 64%), 473.4 (M+H ^{79}Br 71%). ^1H NMR (400 MHz, DMSO- d_6) δ ppm 1.09 (s, 3 H), 1.11 (s, 3 H), 3.60 (s, 3

H), 3.75 (d, $J=9.60$ Hz, 1 H), 3.77 (s, 3 H), 3.92 (d, $J=9.60$ Hz, 1 H), 7.00 (d, $J=8.59$ Hz, 2 H), 7.20 (d, $J=9.09$ Hz, 1 H), 7.60 (s, 1 H), 7.63 (d, $J=2.53$ Hz, 1 H), 7.84 - 7.93 (m, 6 H), 10.13 (s, 1 H).

5 **Example 8.26: Preparation of N-[4-(2-Amino-2-methyl-propoxy)-3-(4-bromo-2-methyl-2H-pyrazol-3-yl)-phenyl]-3-methoxy-benzamide (Compound 335).**

The title compound was prepared in a similar manner as described in **Example 8.7** to give the product as a TFA-salt (27 mg, 88%). LCMS m/z (%) = 475.4 ($M+H^{81}Br$ 67%), 473.5 ($M+H^{79}Br$ 72%). 1H NMR (400 MHz, DMSO- d_6) δ ppm 1.10 (s, 3 H), 1.11 (s, 3 H), 3.60 (s, 3 H), 3.72 - 3.80 (m, 4 H), 3.92 (d, $J=9.60$ Hz, 1 H), 7.10 (dd, $J=8.34, 2.53$ Hz, 1 H), 7.22 (d, $J=9.09$ Hz, 1 H), 7.36 - 7.43 (m, 2 H), 7.43 - 7.50 (m, 1 H), 7.60 (s, 1 H), 7.64 (d, $J=2.53$ Hz, 1 H), 7.86 (s, 3 H), 7.88 (dd, $J=9.09, 2.53$ Hz, 1 H), 10.25 (s, 1 H).

15 **Example 8.27: Preparation of N-[4-(2-Amino-2-methyl-propoxy)-3-(4-bromo-2-methyl-2H-pyrazol-3-yl)-phenyl]-2-methoxy-benzamide (Compound 323).**

The title compound was prepared in a similar manner as described in **Example 8.7** to give the product as a TFA-salt (25 mg, 82%). LCMS m/z (%) = 475.4 ($M+H^{81}Br$ 49%), 473.5 ($M+H^{79}Br$ 78%). 1H NMR (400 MHz, DMSO- d_6) δ ppm 1.09 (s, 3 H), 1.11 (s, 3 H), 3.60 (s, 3 H), 3.74 (d, $J=9.85$ Hz, 1 H), 3.82 (s, 3 H), 3.91 (d, $J=9.60$ Hz, 1 H), 7.00 (t, $J=7.45$ Hz, 1 H), 7.12 (d, $J=8.34$ Hz, 1 H), 7.19 (d, $J=9.09$ Hz, 1 H), 7.40 - 7.48 (m, 1 H), 7.56 (dd, $J=7.58, 1.77$ Hz, 1 H), 7.60 (s, 1 H), 7.61 (d, $J=2.78$ Hz, 1 H), 7.88 (s, 3 H), 7.85 (dd, $J=9.09, 2.53$ Hz, 1 H), 10.14 (s, 1 H).

25 **Example 8.28: Preparation of N-[4-(2-Amino-2-methyl-propoxy)-3-(4-bromo-2-methyl-2H-pyrazol-3-yl)-phenyl]-4-chloro-benzamide (Compound 177).**

The title compound was prepared in a similar manner as described in **Example 8.7** to give the product as a TFA-salt (24 mg, 82%). LCMS m/z (%) = 481.4 ($M+H^{81}Br^{37}Cl$ 25%), 479.1 ($M+H^{81}Br^{37}Cl$ and $^{79}Br^{35}Cl$ 100%), 473.5 ($M+H^{79}Br^{35}Cl$ 70%). 1H NMR (400 MHz, DMSO- d_6) δ ppm 1.16 (s, 3 H), 1.18 (s, 3 H), 3.67 (s, 3 H), 3.83 (d, $J=9.60$ Hz, 1 H), 3.99 (d, $J=9.85$ Hz, 1 H), 7.29 (d, $J=9.09$ Hz, 1 H), 7.60 - 7.64 (m, 2 H), 7.67 (s, 1 H), 7.69 (d, $J=2.78$ Hz, 1 H), 7.92 (s, 3 H), 7.95 (dd, $J=9.09, 2.78$ Hz, 1 H), 7.97 - 8.00 (m, $J=8.59$ Hz, 2 H), 10.42 (s, 1 H).

35 **Example 8.29: Preparation of N-[4-(2-Amino-2-methyl-propoxy)-3-(4-bromo-2-methyl-2H-pyrazol-3-yl)-phenyl]-3-chloro-benzamide (Compound 159).**

The title compound was prepared in a similar manner as described in **Example 8.7** to give the product as a TFA-salt (20mg, 80%). LCMS m/z (%) = 481.1 ($M+H^{81}Br^{37}Cl$ 22%),

479.1 (M+H $^{81}\text{Br}^{37}\text{Cl}$ and $^{79}\text{Br}^{35}\text{Cl}$ 100%), 473.5 (M+H $^{79}\text{Br}^{35}\text{Cl}$ 67%). ^1H NMR (400 MHz, DMSO- d_6) δ ppm 1.16 (s, 3 H), 1.18 (s, 3 H), 3.67 (s, 3 H), 3.83 (d, $J=9.60$ Hz, 1 H), 4.00 (d, $J=9.60$ Hz, 1 H), 7.29 (d, $J=9.09$ Hz, 1 H), 7.58 (t, $J=7.96$ Hz, 1 H), 7.66 - 7.69 (m, 1 H), 7.67 (s, 1 H), 7.70 (d, $J=2.53$ Hz, 1 H), 7.89 - 7.93 (m, 1 H), 7.95 (dd, $J=8.97, 2.65$ Hz, 1 H), 7.98 (s, 3 H), 8.01 (t, $J=1.89$ Hz, 1 H), 10.46 (s, 1 H).

EXAMPLE 9

Receptor Expression

A. pCMV

Although a variety of expression vectors are available to those in the art, it is preferred that the vector utilized be pCMV. This vector was deposited with the American Type Culture Collection (ATCC) on October 13, 1998 (10801 University Blvd., Manassas, VA 20110-2209 USA) under the provisions of the Budapest Treaty for the International Recognition of the Deposit of Microorganisms for the Purpose of Patent Procedure. The DNA was tested by the ATCC and determined to be viable. The ATCC has assigned the following deposit number to pCMV: ATCC #203351.

B. Transfection procedure

For the IP accumulation assay (Example 10), HEK293 cells were transfected while for the DOI binding assay (Example 11) COS7 cells were transfected. Several protocols well known in the art can be used to transfect cells. The following protocol is representative of the transfection procedures used herein for COS7 or 293 cells.

On day one, COS-7 cells were plated onto 24 well plates, usually 1×10^5 cells/well or 2×10^5 cells/well, respectively. On day two, the cells were transfected by first mixing 0.25 μg cDNA in 50 μL serum-free DMEM/well and then 2 μL lipofectamine in 50 μL serum-free DMEM/well. The solutions ("transfection media") were gently mixed and incubated for 15-30 minutes at room temperature. The cells were washed with 0.5 mL PBS and then 400 μL of serum free media was mixed with the transfection media and added to the cells. The cells were then incubated for 3-4 hours at $37^\circ\text{C}/5\%\text{CO}_2$. Then the transfection media was removed and replaced with 1 mL/well of regular growth media.

For 293 cells, on day one, 1.3×10^6 293 cells per 150 mm plate were plated out. On day two, 2 mL of serum OptimemI (Invitrogen Corporation) was added per plate followed by addition of 60 μL of lipofectamine and 16 μg of cDNA. Note that lipofectamine must be added to the OptimemI and mixed well before addition of cDNA. While complexes between lipofectamine and the cDNA are forming, media was carefully aspirated and cells were gently rinsed with 5 mL of OptimemI media followed by careful aspiration. Then 12 mL of OptimemI was added to each plate and 2 mL of transfection solution was added followed by a 5 hour incubation at 37°C in a $5\% \text{CO}_2$

incubator. Plates were then carefully aspirated and 25 mL of Complete Media were added to each plate and cells were then incubated until used.

EXAMPLE 10

5 Inositol Phosphate (IP) Accumulation Assays

A. 5-HT_{2A} receptor

Compounds of the invention are tested for their ability to activate a 5-HT_{2A} receptor clone using an IP accumulation assay. Briefly, HEK293 cells are transiently transfected with a pCMV expression vector containing a human 5-HT_{2A} receptor (for the sequence of the receptor
10 see U.S. Patent No. 6,541,209, SEQ ID NO:24) as described in Example 9. An IP accumulation assay is performed as described below.

B. Constitutively active 5-HT_{2A} receptor

Compounds of the invention are tested for their ability to inhibit a constitutively active 5-HT_{2A} receptor clone using an IP accumulation assay. Briefly, 293 cells are transiently
15 transfected with a pCMV expression vector containing a constitutively active human 5-HT_{2A} receptor (for the sequence of the receptor see U.S. Patent No. 6,541,209, SEQ ID NO:30) as described in Example 9. The constitutively active human 5-HT_{2A} receptor contained the human 5-HT_{2A} receptor described in part A except that intracellular loop 3 (IC3) and the cytoplasmic tail are replaced by the corresponding human INI 5-HT_{2C} cDNA. An IP accumulation assay is
20 performed as described below.

C. IP Accumulation Assay protocol

On the day after transfections, media is removed and the cells are washed with 5 mL PBS followed by careful aspiration. Cells are then trypsinized with 2 mL of 0.05% trypsin for 20-30 seconds followed by addition of 10 mL of warmed media, gently titrated to dissociate cells, and
25 an additional 13 mL of warmed media is gently added. Cells are then counted and 55,000 cells are added to 96-well sterile poly-D-lysine treated plates. Cells are allowed to attach over a six hour incubation at 37°C in a 5% CO₂ incubator. Media is then carefully aspirated and 100 µL of warm inositol-free media plus 0.5 µCi ³H-inositol is added to each well and the plates are incubated for 18-20 hours at 37°C in a 5% CO₂ incubator.

30 On the next day, media is carefully aspirated and then 0.1 mL of assay medium is added containing inositol-free/serum free media, 10 µM pargyline, 10 mM lithium chloride, and test compound at indicated concentrations. The plates are then incubated for three hours at 37° C and then wells are carefully aspirated. Then 200 µL of ice-cold 0.1M formic acid is added to each well. Plates can then be frozen at this point at -80°C until further processed. Frozen plates
35 are then thawed over the course of one hour, and the contents of the wells (approximately 220 µL) are placed over 400 µL of washed ion-exchange resin (AG 1-X8) contained in a Multi Screen Filtration plate and incubated for 10 minutes followed by filtration under vacuum

pressure. Resin is then washed nine times with 200 μ L of water and then tritiated inositol phosphates (IP, IP₂, and IP₃) are eluted into a collecting plate by the addition of 200 μ l of 1M ammonium formate and an additional 10 minute incubation. The elutant is then transferred to 20 mL scintillation vials, 8 mL of SuperMix or Hi-Safe scintillation cocktails is added, and vials are counted for 0.5-1 minutes in a Wallac 1414 scintilation counter.

EXAMPLE 11

Binding Assays

Compounds of the invention were tested for their ability to bind to a 5-HT_{2A} receptor clone membrane preparation using a radioligand binding assay. Briefly, COS cells were transiently transfected with a pCMV expression vector containing a human 5-HT_{2A} receptor (for the sequence of the receptor see U.S. Patent No. 6,541,209, SEQ ID NO:24) as described in Example 9.

A. Preparation of Crude Membrane Preparations for Radioligand Binding Assays

COS7 cells transfected with recombinant human 5-HT_{2A} receptors were cultured for 48 hr post transfection, collected, washed with ice-cold phosphate buffered saline, pH7.4 (PBS), and then centrifuged at 48,000Xg for 20 min at 4°C. The cell pellet was then resuspended in wash buffer containing 20 mM HEPES pH 7.4 and 0.1 mM EDTA, homogenized on ice using a Brinkman polytron, and recentrifuged at 48,000 X g for 20 min. at 4°C. The resultant pellet was then resuspended in 20 mM HEPES, pH 7.4, homogenized on ice, and centrifuged (48,000Xg for 20 min at 4°C). Crude membrane pellets were stored at -80°C until used for radioligand binding assays.

B. [¹²⁵I]DOI Radioligand Binding Assay

Radioligand binding assays for human 5-HT_{2A} receptor was conducted using the 5-HT₂ agonist [¹²⁵I]DOI as radioligand. To define nonspecific binding, 10 μ M DOI was used for all assays. For competitive binding studies, 0.5 nM [¹²⁵I]DOI was used and compounds were assayed over a range of 0.01 nM to 10 μ M. Assays were conducted in a total volume of 200 μ l in 96-well Perkin Elmer GF/C filter plates in assay buffer (50 mM Tris-HCl, pH 7.4, 0.5 mM EDTA, 5 mM MgCl₂, and 10 μ M pargyline). Assay incubations were performed for 60 min at room temperature and were terminated by rapid filtration under vacuum pressure of the reaction mixture over Whatman GF/C glass fiber filters presoaked in 0.5% PEI using a Brandell cell harvester. Filters were then washing several times with ice-cold wash buffer (50 mM Tris-HCl, pH 7.4). Plates were then dried at room temperature and counted in a Wallac microBeta scintillation counter. Certain compounds of the present invention and their corresponding activity values are shown in the following table.

Compound No.	IC ₅₀ DOI Binding Assay (nM)
--------------	---

32	0.025
303	0.26
197	1.0
77	1.2
106	91.0

Certain other compounds of the invention had activity values ranging from about 10 μ M to about 0.03 nM in this assay.

5 EXAMPLE 12

In Vitro Human Platelet Aggregation Assays

Compounds of the invention were tested for their ability to aggregate human platelets. Aggregation assays were performed using a Chrono-Log Optical aggregometer model 410. Human blood (~100mL) was collected from human donors into glass Vacutainers containing
10 3.8% sodium citrate (light blue tops) at room temperature. Platelet rich plasma (PRP) was isolated *via* centrifugation at 100g for 15min at room temperature. After removal of the aqueous PRP layer, the platelet poor plasma (PPP) was prepared *via* high speed centrifugation at 2400g for 20min. Platelets were counted and their concentration was set to 250,000 cells/ μ l by dilution with PPP. Aggregation assays were conducted according to the manufacturer's specifications.
15 Briefly, a suspension of 450 μ l PRP was stirred in a glass cuvette (1200rpm) and, after baseline was established, 1 μ M ADP followed by either saline or 1 μ M 5HT and compound of interest (at desired concentrations) were added and the aggregation response recorded. The concentration of ADP used causes approximately 10-20% of maximal aggregation. The 5-HT concentration corresponded to the concentration which produced maximal potentiation. Percent inhibition of
20 aggregation was calculated from the maximum decrease in optical density of the controls and of the samples containing inhibitors. Only the synergistic effect was assessed. Certain compounds of the invention had activity values ranging from about 10 μ M to about 2.0 nM in this assay.

EXAMPLE 13

25 **Efficacy of Compounds of the Invention in the Attenuation of DOI-induced hypolocomotion in rats.**

In this example, compounds of the invention can be tested for inverse agonist activity by determining whether these compounds could attenuate DOI-induced hypolocomotion in rats in a novel environment. DOI is a potent 5-HT_{2A/2C} receptor agonist that crosses the blood-brain
30 barrier. The standard protocol used is described briefly below.

Animals:

Male Sprague-Dawley rats weighing between 200-300g are used for all tests. Rats are housed three to four per cage. These rats are naïve to experimental testing and drug treatment.

Rats are handled one to three days before testing to acclimate them to experimental manipulation. Rats are fasted overnight prior to testing.

Compounds:

(R)-DOI HCl ($C_{11}H_{16}INO_2 \cdot HCl$) can be obtained from Sigma-Aldrich, and is dissolved in 0.9% saline. Compounds of the invention are dissolved in 100%PEG400. DOI is injected s.c. in a volume of 1 mL/kg, while compounds of the invention are administered p.o. in a volume of 2mL/kg.

Procedure:

The "Motor Monitor" (Hamilton-Kinder, Poway, CA) is used for all activity measurement. This apparatus recorded rears using infrared photobeams.

Locomotor activity testing is conducted during the light cycle (0630-1830) between 9:00 a.m. and 4:00 p.m. Animals are allowed 30 min acclimation to the testing room before testing began.

In determining the effects of compounds of the invention on DOI-induced hypoactivity, animals are first injected with vehicle or the compound of the invention (50 μ mol/kg) in their home cages. Sixty minutes later, saline or DOI (0.3 mg/kg salt) is injected. 10 min after DOI administration, animals are placed into the activity apparatus and rearing activity is measured for 10 minutes.

Statistics and Results:

Results (total rears over 10 minutes) are analyzed by t-test. $P < 0.05$ is considered significant.

EXAMPLE 14

***In vitro* Binding of 5-HT_{2A} Receptor**

Animals:

Animals (Sprague-Dawley rats) are sacrificed and brains are rapidly dissected and frozen in isopentane maintained at -42°C. Horizontal sections are prepared on a cryostat and maintained at -20°C.

LSD Displacement Protocol:

Lysergic acid diethylamide (LSD) is a potent 5-HT_{2A} receptor and dopamine D₂ receptor ligand. An indication of the selectivity of compounds for either or both of these receptors involves displacement of radiolabeled-bound LSD from pre-treated brain sections. For these studies, radiolabeled ¹²⁵I-LSD (NEN Life Sciences, Boston, Mass., Catalogue number NEX-199) can be utilized; spiperone (RBI, Natick, Mass. Catalogue number s-128) a 5-HT_{2A} receptor and dopamine D₂ receptor antagonist, can also utilized. Buffer consists of 50 nanomolar TRIS-HCl, pH 7.4.

Brain sections are incubated in (a) Buffer plus 1 nanomolar ^{125}I -LSD; (b) Buffer plus 1 nanomolar ^{125}I -LSD and 1 micromolar spiperone; or Buffer plus 1 nanomolar ^{125}I -LSD and 1 micromolar Compound of interest for 30 minutes at room temperature. Sections are then washed 2x 10 minutes at 4 °C in Buffer, followed by 20 seconds in distilled H_2O . Slides are then air-dried.

After drying, sections are apposed to x-ray film (Kodak Hyperfilm) and exposed for 4 days.

EXAMPLE 15

10 Serotonin 5-HT_{2A} Receptor Occupancy Studies in Monkey

In this example, the 5-HT_{2A} receptor occupancy of a compound of the invention can be measured. The study can be carried out in rhesus monkeys using PET and ^{18}F -altanserin.

Radioligand:

The PET radioligand used for the occupancy studies is ^{18}F -altanserin. Radiosynthesis of ^{18}F -altanserin is achieved in high specific activities and is suitable for radiolabeling 5-HT_{2A} receptors *in vivo* (see Staley et al., Nucl. Med. Biol., 28:271-279 (2001) and references cited within). Quality control issues (chemical and radiochemical purity, specific activity, stability etc) and appropriate binding of the radioligand are verified in rat brain slices prior to use in PET experiments.

20 Drug Doses and Formulations:

Briefly, the radiopharmaceutical is dissolved in sterile 0.9% saline, pH approx 6-7. The compounds of the invention are dissolved in 60% PEG 400 - 40% sterile saline on the same day of the PET experiment.

Serotonin 5-HT_{2A} occupancy studies in humans have been reported for M100,907 (Grunder et al., Neuropsychopharmacology, 17:175-185 (1997), and Talvik-Lofti et al., Psychopharmacology, 148:400-403 (2000)). High occupancies of the 5-HT_{2A} receptors have been reported for various oral doses (doses studied ranged from 6 to 20 mg). For example, an occupancy of >90% was reported for a dose of 20 mg (Talvik-Lofti et al., *supra*), which translates to approx. 0.28 mg/kg. It may therefore be anticipated that an i.v. dose of 0.1 to 0.2 mg/kg of M100,907 is likely to provide high receptor occupancy. A 0.5 mg/kg dose of a Compound of the invention can be used in these studies.

PET Experiments:

The monkey is anesthetized by using ketamine (10 mg/kg) and is maintained using 0.7 to 1.25% isoflurane. Typically, the monkey has two i.v. lines, one on each arm. One i.v. line is used to administer the radioligand, while the other line is used to draw blood samples for pharmacokinetic data of the radioligand as well as the cold drugs. Generally, rapid blood samples are taken as the radioligand is administered which then taper out by the end of the scan.

A volume of approximately 1 mL of blood is taken per time point, which is spun down, and a portion of the plasma is counted for radioactivity in the blood.

An initial control study is carried out in order to measure baseline receptor densities. PET scans on the monkey are separated by at least two weeks. Unlabeled Compound of the invention is administered intravenously, dissolved in 80% PEG 400:40% sterile saline.

PET Data Analysis:

PET data are analyzed by using cerebellum as the reference region and using the distribution volume region (DVR) method. This method has been applied for the analysis of ¹⁸F-altanserin PET data in nonhuman primate and human studies (Smith et al., Synapse, 30:380-392 (1998)).

EXAMPLE 16

The Effect of Compounds of the Invention and Zolpidem on Delta Power in Rats

In this example, the effect of Compounds of the invention on sleep and wakefulness can be compared to the reference drug zolpidem. Drugs are administered during the middle of the light period (inactivity period).

Briefly, Compounds of the invention are tested for their effects on sleep parameters and are compared to zolpidem (5.0 mg/kg, Sigma, St. Louis, MO) and vehicle control (80% Tween 80, Sigma, St. Louis, MO). A repeated measures design is employed in which each rat is to receive seven separate dosings via oral gavage. The first and seventh dosings are vehicle and the second through sixth are the test compounds and zolpidem given in counter-balanced order. Since all dosings are administered while the rats are connected to the recording apparatus, 60% CO₂/40% O₂ gas is employed for light sedation during the oral gavage process. Rats are fully recovered within 60 seconds following the procedure. A minimum of three days elapses between dosings. In order to test the effect of the compounds on sleep consolidation, dosing occurs during the middle of the rats' normal inactive period (6 hours following lights on). Dosing typically occurs between 13:15 and 13:45 using a 24 hour notation. All dosing solutions are made fresh on the day of dosing. Following each dosing, animals are continuously recorded until lights out the following day (~30 hours).

Animal Recording and Surgical Procedures:

Animals are housed in a temperature controlled recording room under a 12/12 light/dark cycle (lights on at 7:00 am) and have food and water available *ad libitum*. Room temperature (24±2 °C), humidity (50±20% relative humidity) and lighting conditions are monitored continuously via computer. Drugs are administered via oral gavage as described above, with a minimum of three days between dosings. Animals are inspected daily in accordance with NIH guidelines.

Eight male Wistar rats (300 + 25 g; Charles River, Wilmington, MA) are prepared with chronic recording implants for continuous electroencephalograph (EEG) and electromyograph (EMG) recordings. Under isoflurane anesthesia (1-4%), the fur is shaved from the top of the skull and the skin was disinfected with Betadine and alcohol. A dorsal midline incision is made, the temporalis muscle retracted, and the skull cauterized and thoroughly cleaned with a 2% hydrogen peroxide solution. Stainless steel screws (#000) are implanted into the skull and served as epidural electrodes. EEG electrodes are positioned bilaterally at +2.0 mm AP from bregma and 2.0 mm ML and at -6.0 mm AP and 3.0 mm ML. Multi-stranded twisted stainless steel wire electrodes are sutured bilaterally in the neck muscles for recording of the EMG. EMG and EEG electrodes are soldered to a head plug connector that was affixed to the skull with dental acrylic. Incisions are closed with suture (silk 4-0) and antibiotics administered topically. Pain is relieved by a long-lasting analgesic (Buprenorphine) administered intramuscularly once post-operatively. Post-surgery, each animal is placed in a clean cage and observed until it is recovered. Animals are permitted a minimum of one week post-operative recovery before study.

For sleep recordings, animals are connected via a cable and a counter-balanced commutator to a Neurodata model 15 data collection system (Grass-Telefactor, West Warwick, RI). The animals are allowed an acclimation period of at least 48 hours before the start of the experiment and are connected to the recording apparatus continuously throughout the experimental period except to replace damaged cables. The amplified EEG and EMG signals are digitized and stored on a computer using SleepSign software (Kissei Comtec, Irvine CA).

Data Analysis:

EEG and EMG data are scored visually in 10 second epochs for waking (W), REMS, NREMS. Scored data are analyzed and expressed as time spent in each state per half hour. Sleep bout length and number of bouts for each state are calculated in hourly bins. A "bout" consists of a minimum of two consecutive epochs of a given state. EEG delta power (0.5-3.5 Hz) within NREMS is also analyzed in hourly bins. The EEG spectra during NREMS are obtained offline with a fast Fourier transform algorithm on all epochs without artifact. The delta power is normalized to the average delta power in NREMS between 23:00 and 1:00, a time when delta power is normally lowest.

Data are analyzed using repeated measures ANOVA. Light phase and dark phase data are analyzed separately. Both the treatment effect within each rat and the time by treatment effect within each rat is analyzed. Since two comparisons are made, a minimum value of $P < 0.025$ is required for post hoc analysis. When statistical significance is found from the ANOVAs, t-tests are performed comparing all compounds to vehicle and the test compounds to zolpidem.

EXAMPLE 17**Efficacy of Compounds of the Invention in the Inhibition of JC Virus Infection of Human Glial Cells**

5 A compound of the invention can be shown to inhibit JC virus infection of human glial cells using the *in vitro* model of Elphick et al. [*Science* (2004) 306:1380-1383], essentially as described briefly here.

Cells and JC Virus

10 The human glial cell line SVG (or a suitable subclone thereof, such as SVG-A) is used for these experiments. SVG is a human glial cell line established by transformation of human fetal glial cells by an origin defective SV40 mutant [Major et al., *Proc. Natl. Acad. Sci. USA* (1985) 82:1257-1261]. SVG cells are cultured in Eagle's minimum essential medium (Mediatech Inc., Herndon, VA) supplemented with 10% heat-inactivated fetal bovine serum, and kept in a humidified 37°C 5% CO₂ incubator.

15 The Mad-1/SVEΔ strain of JC virus [Vacante et al., *Virology* (1989) 170:353-361] is used for these experiments. While the host range of JC virus is typically limited to growth in human fetal glial cells, the host range of Mad-1/SVEΔ extends to human kidney and monkey cell types. Mad-1/SVEΔ is propagated in HEK cells. Virus titer is measured by hemagglutination of human type O erythrocytes.

Assay for Inhibition of JC Virus Infection

20 SVG cells growing on coverslips are pre-incubated at 37°C for 45 min with or without the compound of the invention diluted in media containing 2% FCS. By way of illustration and not limitation, the compound of the invention is used at a concentration of about 1nM to about 100μM, at a concentration of about 10nM to about 100μM, at a concentration of about 1nM to about 10μM, or at a concentration of about 10nM to about 10μM.

25 JC virus (Mad-1/SVEΔ) is then added at an MOI of 1.0 and the cells are incubated for 1 hr at 37°C in the continued presence of the compound of the invention. The cells are then washed 3X in PBS and fed with growth media containing the compound of the invention. At 72 hr post-infection, V antigen positive cells are scored by indirect immunofluorescence (see below). Controls include the addition of the compound of the invention at 24 and 48 h post-
30 infection. The percentage of infected cells in untreated cultures is set at 100%.

Indirect Immunofluorescence

For indirect immunofluorescence analysis of V antigen expression, SVG cells growing on coverslips are fixed in ice cold acetone. To detect V antigen expression, the cells are then incubated for 30 min at 37°C with a 1:10 dilution of hybridoma supernatant from PAB597. The
35 PAB597 hybridoma produces a monoclonal antibody against the SV40 capsid protein VP1 which has been shown to cross-react with JC virus VP1. The cells are then washed and incubated with goat anti-mouse Alexa Fluor 488 secondary antibody for an additional 30 min.

After a final wash, the cells are counterstained with 0.05% Evan's blue, mounted onto glass slides using 90% glycerol in PBS and visualized on Nikon E800 epifluorescent scope. Images are captured using a Hamamatsu digital camera and analyzed using Improvision software.

5 **EXAMPLE 18**

In Vitro Dog Platelet Aggregation Assays

Approximately 50 mL of blood is pooled from 3 male beagles. The protocol for analyzing the effects of compounds on platelet aggregation are identical to those used for human platelets (see Example 12, *supra*) except 5 μ M ADP and 2 μ M 5-HT were used to stimulate
10 amplification of platelet aggregation.

EXAMPLE 19

Ex-Vivo Dog Whole Blood Aggregation

One hour following PO dosing with a test compound whole blood was collected from
15 male beagle dogs in a 5 mL vacutainer with exogenous heparin (5 U/mL) added to vacutainer. Aggregation studies were evaluated by using whole blood Aggregometer (Chronolog Corp.). Briefly, whole blood (400uL) was added to saline (600uL) with constant stirring and activated with 5ug of Collagen (Chronolog Corp.). The serotonin response was obtained by adding 5-HT (Sigma) to final concentration of 2.5 μ M. Results: Selected compounds were tested for anti-
20 platelet aggregation activity after single bolus oral dosing. The dose that afforded maximal inhibition of 5-HT amplified platelet aggregation was identified and used for comparison.

EXAMPLE 20

Rat *In Vivo* Thrombosis, Bleeding, Aggregation, PK Assay

25 Thrombosis formation and Bleeding time:

This model concomitantly measures thrombus formation, bleeding time, platelet aggregation and drug exposure in a single live dosed rat. Test compounds are administered to male rats (weighing 250-350 g) via PO injection at varying concentrations depending on compound potency ranging from 1mpk-100mpk. Animals are then anesthetized using Nembutal
30 approximately 30 min post PO. Once the animal is fully anesthetized using approved surgical techniques the animal's right femoral artery is isolated in 2 different sections approximately 4-6 mm in length, one area for probe placement and one for Ferric Chloride patch positioning. The artery is then allowed to stabilize to allow recovery from the surgery. During stabilization the animal is then intubated and placed on a ventilator (Harvard Apparatus, Inc.) at 75 strokes/min
35 with a volume of 2.5 cubic cm. Following intubation and after stabilization a micro arterial probe (Transonic Systems, Inc) is then placed on the distal isolated femoral artery. Once the probe is in place the flow is monitored using a Powerlab recording system (AD Instruments) to

monitor rate of pulsatile flow. A small piece of filter paper soaked in 30% ferric chloride is placed on the area of the artery upstream of the probe for 10 min. After 5 min of Ferric Chloride patch placement the last 3mm of the rat's tail is removed. The tail is then placed in a saline filled glass vial at 37 degree and the time it took for bleeding to stop is recorded. After the Ferric chloride patch is removed the flow is recorded until the artery is occluded and time to occlusion is recorded.

Whole Blood Aggregation and PK:

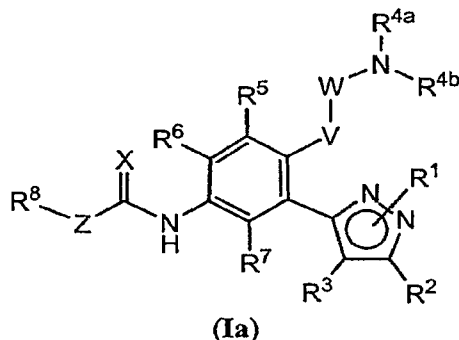
Following measurement of bleeding and time to occlusion 5 mL of blood is obtained for ex-vivo aggregation analysis by cardiac puncture in heparin (5U/mL). An additional 500 μ L of blood is collected in a separate vacutainer for PK analysis (plasma drug concentration). Ex-vivo aggregation studies are evaluated by using whole blood Aggregometer (Chronolog Corp.). Briefly, whole blood (400 μ L) is added to saline (600 μ L) with constant stirring and activated with 2.55 μ g of Collagen (Chronolog Corp.). The serotonin response is obtained by adding 5-HT (Sigma) to final concentration of 2.5 μ M. Results: Test compounds or reference compounds with acceptable levels of binding to rat 5-HT_{2A} receptors are evaluated for effects of thrombus formation, bleeding and platelet activity in a single model. This allows for the most accurate demonstration of separation of the test compound effects on platelet mediated thrombus formation from effects on bleeding.

Those skilled in the art will recognize that various modifications, additions, substitutions, and variations to the illustrative examples set forth herein can be made without departing from the spirit of the invention and are, therefore, considered within the scope of the invention. All documents referenced above, including, but are not limited to, printed publications, and provisional and regular patent applications, are incorporated herein by reference in their entirety.

CLAIMS

What is claimed is:

1. A compound of Formula (Ia):



5 or a pharmaceutically acceptable salt, hydrate or solvate thereof;
wherein:

X is O or S;

V is O or NH;

10 W is C₁₋₄ alkylene optionally substituted with 1, 2, 3, 4, 5, 6, 7, or 8 substituents selected independently from the group consisting of C₁₋₃ alkyl, C₁₋₄ alkoxy, carboxy, cyano, C₃₋₇ cycloalkyl, C₁₋₃ haloalkyl, halogen, oxo and imino, wherein said C₁₋₃ alkyl is optionally substituted with C₁₋₃ alkylsulfonyl;

15 Z is C₁₋₄ alkylene optionally substituted with 1, 2, 3, 4, 5, 6, 7, or 8 substituents selected independently from the group consisting of C₁₋₃ alkyl, C₁₋₄ alkoxy, carboxy, cyano, C₁₋₃ haloalkyl, halogen and oxo; or Z is absent;

R¹ is selected from the group consisting of H, C₁₋₆ alkyl, C₂₋₆ alkenyl, C₂₋₆ alkynyl and C₃₋₇ cycloalkyl;

20 R² is selected from the group consisting of H, C₁₋₆ acyl, C₁₋₆ acyloxy, C₂₋₆ alkenyl, C₁₋₆ alkoxy, C₁₋₆ alkyl, C₁₋₆ alkylcarboxamide, C₂₋₆ alkynyl, C₁₋₆ alkylsulfonamide, C₁₋₆ alkylsulfinyl, C₁₋₆ alkylsulfonyl, C₁₋₆ alkylthio, C₁₋₆ alkylureyl, amino, C₁₋₆ alkylamino, C₂₋₈ dialkylamino, carbo-C₁₋₆-alkoxy, carboxamide, carboxy, cyano, C₃₋₇ cycloalkyl, C₂₋₈ dialkylcarboxamide, C₂₋₈ dialkylsulfonamide, halogen, C₁₋₆ haloalkoxy, C₁₋₆ haloalkyl, C₁₋₆ haloalkylsulfinyl, C₁₋₆ haloalkylsulfonyl, C₁₋₆ haloalkylthio, hydroxyl, thiol, nitro and sulfonamide;

25 R³ is selected from the group consisting of H, C₂₋₆ alkenyl, C₁₋₆ alkyl, C₁₋₆ alkylcarboxamide, C₂₋₆ alkynyl, C₁₋₆ alkylsulfonamide, carbo-C₁₋₆-alkoxy, carboxamide, carboxy, cyano, C₃₋₇ cycloalkyl, C₂₋₈ dialkylcarboxamide, halogen, heteroaryl and phenyl; and wherein each of said C₂₋₆ alkenyl, C₁₋₆ alkyl, C₂₋₆ alkynyl, C₁₋₆ alkylsulfonamide, C₃₋₇ cycloalkyl, heteroaryl and phenyl groups are optionally substituted with 1, 2, 3, 4, or 5 substituents selected independently from the group
30 consisting of C₁₋₅ acyl, C₁₋₅ acyloxy, C₂₋₆ alkenyl, C₁₋₄ alkoxy, C₁₋₈ alkyl, C₁₋₆

alkylamino, C₂₋₈ dialkylamino, C₁₋₄ alkylcarboxamide, C₂₋₆ alkynyl, C₁₋₄ alkylsulfonamide, C₁₋₄ alkylsulfinyl, C₁₋₄ alkylsulfonyl, C₁₋₄ alkylthio, C₁₋₄ alkylureyl, amino, carbo-C₁₋₆-alkoxy, carboxamide, carboxy, cyano, C₃₋₆ cycloalkyl, C₂₋₆ dialkylcarboxamide, halogen, C₁₋₄ haloalkoxy, C₁₋₄ haloalkyl, C₁₋₄ haloalkylsulfinyl, C₁₋₄ haloalkylsulfonyl, C₁₋₄ haloalkylthio, hydroxyl, nitro and sulfonamide;

R^{4a} is H;

R^{4b} is H, C₁₋₁₂ acyl, carbo-C₁₋₆-alkoxy, or C(=O)O-aryl, wherein said C₁₋₁₂ acyl, carbo-C₁₋₆-alkoxy, and -C(=O)O-aryl are each optionally substituted with 1, 2, 3, 4, or 5 substituents selected independently from the group consisting of C₁₋₆ alkylcarboxamide, amino, C₁₋₆ alkylamino, C₂₋₈ dialkylamino, C₁₋₆ alkylimino, C₁₋₆ alkylsulfinyl, C₁₋₆ alkylsulfonyl, C₁₋₆ alkylthio, halogen, nitro, and phenyl;

or R^{4b} is -C(=O)OCR^aR^bOC(=O)R^c, wherein R^a, R^b and R^c are each independently selected from H, or C₁₋₆ alkyl;

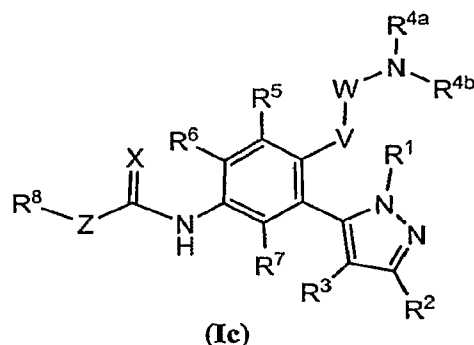
R⁵, R⁶ and R⁷ are each selected independently from the group consisting of H, C₁₋₆ acyl, C₁₋₆ acyloxy, C₂₋₆ alkenyl, C₁₋₆ alkoxy, C₁₋₆ alkyl, C₁₋₆ alkylcarboxamide, C₂₋₆ alkynyl, C₁₋₆ alkylsulfonamide, C₁₋₆ alkylsulfinyl, C₁₋₆ alkylsulfonyl, C₁₋₆ alkylthio, C₁₋₆ alkylureyl, amino, C₁₋₆ alkylamino, C₂₋₈ dialkylamino, C₁₋₆ alkylimino, carbo-C₁₋₆-alkoxy, carboxamide, carboxy, cyano, C₃₋₇ cycloalkyl, C₂₋₈ dialkylcarboxamide, C₂₋₈ dialkylsulfonamide, halogen, C₁₋₆ haloalkoxy, C₁₋₆ haloalkyl, C₁₋₆ haloalkylsulfinyl, C₁₋₆ haloalkylsulfonyl, C₁₋₆ haloalkylthio, heterocyclyl, hydroxyl, thiol, and nitro;

and

R⁸ is C₁₋₈-alkyl, aryl, C₃₋₁₀ cycloalkyl, heteroaryl, or heterocyclyl each optionally substituted with substituents selected independently from the group consisting of C₁₋₆ acyl, C₁₋₆ acyloxy, C₂₋₆ alkenyl, C₁₋₆ alkoxy, C₁₋₆ alkyl, C₁₋₆ alkylcarboxamide, C₂₋₆ alkynyl, C₁₋₆ alkylsulfonamide, C₁₋₆ alkylsulfinyl, C₁₋₆ alkylsulfonyl, C₁₋₆ alkylthio, C₁₋₆ alkylureyl, amino, C₁₋₆ alkylamino, C₂₋₈ dialkylamino, C₁₋₆ alkylimino, carbo-C₁₋₆-alkoxy, carboxamide, carboxy, cyano, C₃₋₇ cycloalkyl, C₃₋₇ cycloalkyloxy, C₂₋₈ dialkylcarboxamide, C₂₋₈ dialkylsulfonamide, halogen, C₁₋₆ haloalkoxy, C₁₋₆ haloalkyl, C₁₋₆ haloalkylsulfinyl, C₁₋₆ haloalkylsulfonyl, C₁₋₆ haloalkylthio, heteroaryl, heterocyclyl, hydroxyl, thiol, nitro, phenoxy and phenyl, wherein said C₂₋₆ alkenyl, C₁₋₆ alkyl, C₂₋₆ alkynyl, C₁₋₆ alkylamino, C₁₋₆ alkylimino, C₂₋₈ dialkylamino, heteroaryl, heterocyclyl, phenyl, and phenoxy, and each said substituent is optionally substituted with 1, 2, 3, 4, or 5 substituents selected independently from the group consisting of C₁₋₆ acyl, C₁₋₆ acyloxy, C₂₋₆ alkenyl, C₁₋₆ alkoxy, C₁₋₆ alkyl, C₁₋₆ alkylcarboxamide, C₂₋₆ alkynyl, C₁₋₆ alkylsulfonamide, C₁₋₆ alkylsulfinyl, C₁₋₆ alkylsulfonyl, C₁₋₆ alkylthio, C₁₋₆ alkylureyl, amino, C₁₋₆ alkylamino, C₂₋₈ dialkylamino, carbo-C₁₋₆-alkoxy, carboxamide, carboxy, cyano, C₃₋₇ cycloalkyl, C₂₋₈

dialkylcarboxamide, halogen, C₁₋₆ haloalkoxy, C₁₋₆ haloalkyl, C₁₋₆ haloalkylsulfinyl, C₁₋₆ haloalkylsulfonyl, C₁₋₆ haloalkylthio, heterocyclyl, hydroxyl, thiol and nitro.

2. The compound according to claim 1 having Formula (Ic):



5

3. The compound according to claim 1 or 2, wherein X is O and V is O.
4. The compound according to any one of claims 1 to 3, wherein W is -CH₂CH₂-
 10 optionally substituted with 1 to 2 substituents selected independently from the group consisting of C₁₋₃ alkyl, C₃₋₇ cycloalkyl, C₁₋₃ haloalkyl, oxo and imino, wherein said C₁₋₃ alkyl is optionally substituted with C₁₋₃ alkylsulfonyl.
5. The compound according to any one of claims 1 to 3, wherein W is -CH₂CH₂-.
- 15 6. The compound according to any one of claims 1 to 5, wherein Z is absent.
7. The compound according to any one of claims 1 to 5, wherein Z is -CH₂- or -CH₂CH₂-
 20 each optionally substituted with 1 or 2 substituents selected independently from the group consisting of C₁₋₄ alkoxy and oxo.
8. The compound according to any one of claims 1 to 7, wherein R¹ is C₁₋₆ alkyl.
9. The compound according to any one of claims 1 to 7, wherein R¹ is -CH₃.
- 25 10. The compound according to any one of claims 1 to 9, wherein R² is H.
11. The compound according to any one of claims 1 to 10, wherein R³ is H, Cl, or Br.
- 30 12. The compound according to any one of claims 1 to 11, wherein R^{4a} and R^{4b} are both H.

13. The compound according to any one of claims 1 to 11, wherein R^{4a} is H, and R^{4b} is C₁₋₁₂ acyl.
14. The compound according to any one of claims 1 to 11, wherein R^{4a} is H, and R^{4b} is carbo-C₁₋₆-alkoxy.
15. The compound according to any one of claims 1 to 11, wherein R^{4a} is H, and R^{4b} is -C(=O)OCR^aR^bOC(=O)R^c, wherein R^a, R^b and R^c are each independently selected from H or CH₃.
16. The compound according to any one of claims 1 to 15, wherein R⁵, R⁶, and R⁷ are each H.
17. The compound according to any one of claims 1 to 16, wherein R⁸ is aryl optionally substituted with 1, 2, 3, or 4 substituents selected independently from the group consisting of C₁₋₆ acyl, C₁₋₆ alkoxy, C₁₋₆ alkyl, C₁₋₆ alkylcarboxamide, C₂₋₈ dialkylamino, cyano, C₃₋₇ cycloalkyloxy, halogen, C₁₋₆ haloalkoxy, C₁₋₆ haloalkyl, and heteroaryl, wherein said C₁₋₆ alkyl is optionally substituted with heterocyclyl.
18. The compound according to any one of claims 1 to 16, wherein R⁸ is selected from the group consisting of phenyl, 2-chloro-phenyl, 3-methyl-phenyl, 4-chloro-phenyl, 2,4-difluoro-phenyl, 3,4-difluoro-phenyl, 2-methoxy-phenyl, 3-fluoro-phenyl, 2-fluoro-phenyl, 3,4-dichloro-phenyl, 2-methyl-phenyl, 4-trifluoromethyl-phenyl, 2-ethoxy-phenyl, 3-chloro-phenyl, 3-trifluoromethyl-phenyl, 3,4-dimethoxy-phenyl, 2-trifluoromethyl-phenyl, 3-fluoro-4-methoxy-phenyl, 4-methoxy-phenyl, 4-fluoro-phenyl, 2,6-difluoro-phenyl, 3-methoxy-phenyl, and 4-methyl-phenyl.
19. The compound according to any one of claims 1 to 16, wherein R⁸ is selected from the group consisting of 2-morpholin-4-yl-phenyl, 3-dimethylamino-phenyl, 3-methoxy-phenyl, 4-dimethylamino-phenyl, 4-trifluoromethoxy-phenyl, 2-dimethylamino-phenyl, 4-cyano-phenyl, 3-cyclopentyloxy-4-methoxy-phenyl, 4-methoxy-3-methyl-phenyl, 4-methoxy-2-methyl-phenyl, 4-ethyl-phenyl, 4-thiophen-2-yl-phenyl, 2-fluoro-phenyl, 3-fluoro-phenyl, 3-(1,1,2,2-tetrafluoro-ethoxy)-phenyl, 4-fluoro-phenyl, 4-fluoro-3-trifluoromethyl-phenyl, 4-methoxy-phenyl, 3-ethoxy-phenyl, 2-fluoro-4-methoxy-phenyl, 4-fluoro-3-methoxy-phenyl, 4-isopropoxy-phenyl, 3,5-difluoro-phenyl, 4-trifluoromethyl-phenyl, 2,6-difluoro-4-methoxy-phenyl, 2,2-dimethyl-2,3-dihydro-benzofuran-7-yl, 3-trifluoromethyl-phenyl, 4-methoxy-3-trifluoromethyl-phenyl, 4-

- bromo-phenyl, 3-methoxy-4-methyl-phenyl, 3-methoxy-2-methyl-phenyl, 4-chloro-phenyl, 2-bromo-5-methoxy-phenyl, 2-fluoro-3-methoxy-phenyl, 4-bromo-3-methyl-phenyl, naphthalen-2-yl, 2,4-difluoro-phenyl, 3-chloro-phenyl, 2-cyano-phenyl, 4-methyl-phenyl, 5-methoxy-2-(2,2,2-trifluoro-ethoxy)-phenyl, phenyl, 2,4,5-trifluoro-3-methoxy-phenyl, 2-fluoro-4-trifluoromethyl-phenyl, 3-bromo-4-methoxy-phenyl, 3-fluoro-5-trifluoromethyl-phenyl, 2-fluoro-5-trifluoromethyl-phenyl, 3-bromo-phenyl, 3-fluoro-4-methoxy-phenyl, 3-cyano-phenyl, 2,6-difluoro-phenyl, 4-methoxy-3,5-dimethyl-phenyl, 3-chloro-4-methoxy-phenyl, 3,4,5-trimethoxy-phenyl, 2-fluoro-5-methoxy-phenyl, 3-trifluoromethoxy-phenyl, 4-acetylamino-phenyl, 3-fluoro-4-methyl-phenyl, 4-fluoro-3-methyl-phenyl, 3-chloro-4-fluoro-phenyl, 4-chloro-3-fluoro-phenyl, 3-fluoro-4-trifluoromethyl-phenyl, 3,4-difluoro-phenyl, 2-chloro-6-fluoro-phenyl, 4-(1,1-dioxo-1 λ ⁶-thiomorpholin-4-ylmethyl)-phenyl, 2-methoxy-phenyl, 4-acetyl-phenyl, and 8-methoxy-1,2,3,4-tetrahydro-naphthalen-2-yl.
- 15 20. The compound according to any one of claims 1 to 16, wherein R⁸ is C₁₋₈-alkyl.
21. The compound according to any one of claims 1 to 16, wherein R⁸ is heterocyclyl optionally substituted with substituents selected independently from the group consisting of C₁₋₆ alkoxy, halogen, heteroaryl, and phenyl, wherein said C₁₋₆ alkyl, heteroaryl, and phenyl are each optionally substituted with 1 substituent selected independently from the group consisting of C₁₋₆ alkoxy, halogen, and C₁₋₆ haloalkyl.
22. The compound according to any one of claims 1 to 16, wherein R⁸ is selected from the group consisting of octahydro-quinolin-1-yl, octahydro-isoquinolin-2-yl, 4-pyridin-2-yl-piperazin-1-yl, 4-(5-trifluoromethyl-pyridin-2-yl)-piperazin-1-yl, 4-(3,5-dichloro-pyridin-4-yl)-piperazin-1-yl, 4-(2-methoxy-phenyl)-piperazin-1-yl, 2-methoxymethyl-pyrrolidin-1-yl, 4-(4-methoxy-phenyl)-piperazin-1-yl, 2,5-dihydro-pyrrol-1-yl, 4-methyl-piperazin-1-yl, 5,6-dihydro-4H-pyrimidin-1-yl, and tetrahydro-furan-2-yl.
23. The compound according to any one of claims 1 to 16, wherein R⁸ is heteroaryl optionally substituted with substituents selected independently from the group consisting C₁₋₆ alkoxy, and halogen.
24. The compound according to any one of claims 1 to 16, wherein R⁸ is selected from the group consisting of 4-chloro-2,3-dihydro-indol-1-yl, 3,4-dihydro-2H-quinolin-1-yl, 2,3-

dihydro-indol-1-yl, 1,3-dihydro-isoindol-2-yl, 5-chloro-2,3-dihydro-indol-1-yl, 5-bromo-2,3-dihydro-indol-1-yl, 6-chloro-2,3-dihydro-indol-1-yl, 6-fluoro-2,3-dihydro-indol-1-yl, 6,7-dimethoxy-3,4-dihydro-1H-isoquinolin-2-yl, 3,4-dihydro-1H-isoquinolin-2-yl, and 2,3,4,5-tetrahydro-benzo[b][1,4]diazepin-1-yl.

5

25. The compound according to any one of claims 1 to 16, wherein R⁸ is heteroaryl optionally substituted with substituents selected independently from the group consisting of C₁₋₆ alkoxy, C₁₋₆ alkyl, C₁₋₆ alkylcarboxamide, C₁₋₆ alkylthio, cyano, C₃₋₇ cycloalkyl, halogen, C₁₋₆ haloalkyl, hydroxyl, heterocyclyl, phenyl, and phenoxy, and said phenyl is optionally substituted with halogen.

10

26. The compound according to any one of claims 1 to 16, wherein R⁸ is selected from the group consisting of 2,2-difluoro-benzo[1,3]dioxol-5-yl, 4-methyl-3,4-dihydro-2H-benzo[1,4]oxazin-7-yl, 2,2-difluoro-benzo[1,3]dioxol-4-yl, benzo[1,3]dioxol-5-yl, 2,3-dihydro-benzo[1,4]dioxin-5-yl, benzotriazol-5-yl, 4-methyl-thiazol-5-yl, 5-isopropyl-isoxazol-3-yl, thiazol-4-yl, 4-methyl-oxazol-5-yl, 1-methyl-1H-imidazol-4-yl, 3,5-dimethyl-1H-pyrrol-2-yl, 2-ethyl-5-methyl-2H-pyrazol-3-yl, 1-methyl-5-trifluoromethyl-1H-pyrazol-4-yl, 5-methyl-isoxazol-4-yl, 4-chloro-1-methyl-1H-pyrazol-3-yl, 3-methyl-isoxazol-4-yl, 5-cyclopropyl-4-fluoro-1H-pyrazol-3-yl, 1-methyl-1H-pyrrol-2-yl, 5-ethyl-4-fluoro-1H-pyrazol-3-yl, 3-ethoxy-thiophen-2-yl, 5-butyl-4-fluoro-1H-pyrazol-3-yl, thiophen-2-yl, 4-fluoro-5-methyl-1H-pyrazol-3-yl, 1-(4-chloro-phenyl)-5-trifluoromethyl-1H-pyrazol-4-yl, 3-pyridinyl, 1-phenyl-5-trifluoromethyl-1H-pyrazol-4-yl, 5-methyl-isoxazol-3-yl, 3-methyl-benzofuran-2-yl, 4,5-dichloro-isothiazol-3-yl, 3-chloro-5-fluoro-benzo[b]thiophen-2-yl, 2,5-dimethyl-2H-pyrazol-3-yl, 3-chloro-benzo[b]thiophen-2-yl, 2,5-dichloro-thiophen-3-yl, 4-methyl-thiophen-2-yl, 3-chloro-thiophen-2-yl, 3-methyl-3H-imidazol-4-yl, 4-bromo-thiophen-2-yl, 5-tert-butyl-2-methyl-2H-pyrazol-3-yl, 6-morpholin-4-yl-pyridin-3-yl, 1-tert-butyl-5-methyl-1H-pyrazol-3-yl, 5-methyl-thiophen-2-yl, 5-methyl-2-trifluoromethyl-furan-3-yl, 2-phenoxy-pyridin-3-yl, 5-methyl-pyrazin-2-yl, 6-oxo-1,6-dihydro-pyridazin-3-yl, quinolin-2-yl, 5-methyl-pyridin-3-yl, 4,5-dimethyl-furan-2-yl, 2,4-dimethyl-thiazol-5-yl, 2-bromo-4-methyl-thiazol-5-yl, 5-bromo-pyridin-3-yl, 3-fluoro-pyridin-4-yl, pyridin-4-yl, pyridin-3-yl, pyridin-2-yl, thiophen-3-yl, 2-phenyl-5-trifluoromethyl-oxazol-4-yl, 1H-indol-2-yl, 2-methyl-pyridin-3-yl, 6-pyrrolidin-1-yl-pyridin-3-yl, 6-phenoxy-pyridin-3-yl, 1H-imidazol-4-yl, 6-methyl-pyridin-3-yl, 2,6-dimethoxy-pyridin-3-yl, 4-chloro-pyridin-3-yl, 1-methyl-3-trifluoromethyl-1H-pyrazol-4-yl, 6-oxo-6H-pyran-3-yl, cinnolin-4-yl, 5-methyl-2H-pyrazol-3-yl, 3-chloro-6-fluoro-benzo[b]thiophen-2-yl, 2-hydroxy-pyridin-3-yl, 6-methyl-pyridin-2-yl, 3-chloro-pyridin-4-yl, 4-methoxy-

35

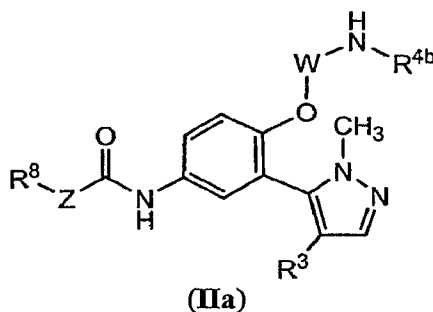
thiophen-3-yl, 6-oxo-1,6-dihydro-pyridin-3-yl, 5-methyl-1H-pyrazol-3-yl, 4-chloro-1-ethyl-1H-pyrazol-3-yl, 5-bromo-furan-2-yl, 4-bromo-1-methyl-1H-pyrazol-3-yl, 1,5-dimethyl-1H-pyrazol-3-yl, 5-(4-chloro-phenyl)-2-trifluoromethyl-furan-3-yl, 3,5-dichloro-pyridin-4-yl, 1-phenyl-5-trifluoromethyl-1H-pyrazol-3-yl, 3,5-dimethyl-isoxazol-4-yl, 3-methyl-thiophen-2-yl, 5-isopropyl-2H-pyrazol-3-yl, 6-trifluoromethyl-pyridin-3-yl, 2-oxo-1,2-dihydro-pyridin-3-yl, 2-ethoxy-pyridin-3-yl, benzo[c]isoxazol-3-yl, 6-acetylamino-pyridin-3-yl, 2-methylsulfanyl-pyridin-3-yl, 6-cyano-pyridin-3-yl, 5-phenyl-isoxazol-3-yl, 5-chloro-1-methyl-3-trifluoromethyl-1H-pyrazol-4-yl, 5-chloro-thiophen-2-yl, 2,5-dimethyl-furan-3-yl, furan-2-yl, 5-tert-butyl-2-methyl-furan-3-yl, 3-phenyl-isoxazol-5-yl, isoxazol-5-yl, 4-methyl-[1,2,3]oxadiazol-5-yl, and 2-methyl-furan-3-yl.

27. The compound according to any one of claims 1 to 16, wherein R⁸ is benzo[d]isoxazol-3-yl, thiophen-3-yl, 1H-indol-3-yl, 3,5-dimethyl-pyrazol-1-yl, and 5-methyl-tetrazol-1-yl.

28. The compound according to any one of claims 1 to 16, wherein R⁸ is C₃₋₁₀ cycloalkyl optionally substituted with substituents selected independently from the group consisting of C₁₋₆ alkoxy, halogen, and C₁₋₆ haloalkyl.

29. The compound according to any one of claims 1 to 16, wherein R⁸ is 3-methoxy-cyclohexyl, 4-methoxy-cyclohexyl, 2,2-difluoro-cyclopropyl, cyclohexyl, cyclopentyl, 4-trifluoromethyl-cyclohexyl, cyclopropyl or 4,4-difluoro-cyclohexyl.

30. The compound according to claim 1 having Formula (IIa):



wherein:

W is $-\text{CH}_2\text{CH}_2-$ optionally substituted with 1 to 2 substituents selected independently from the group consisting of C_{1-3} alkyl, C_{3-7} cycloalkyl, C_{1-3} haloalkyl, oxo and imino, wherein said C_{1-3} alkyl is optionally substituted with C_{1-3} alkylsulfonyl;

Z is absent; or Z is $-\text{CH}_2-$ or $-\text{CH}_2\text{CH}_2-$ each optionally substituted with 1 or 2 substituents selected independently from the group consisting of C_{1-4} alkoxy and oxo;

R^3 is H or halogen;

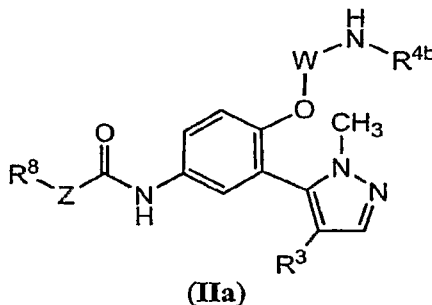
R^{4b} is H, C_{1-12} acyl, or carbo- C_{1-6} -alkoxy, wherein said C_{1-5} acyl, and carbo- C_{1-6} -alkoxy are each optionally substituted with halogen;

or

R^{4b} is $-\text{C}(=\text{O})\text{OCR}^a\text{R}^b\text{OC}(=\text{O})\text{R}^c$, wherein R^a , R^b and R^c are each independently selected from H, or C_{1-6} alkyl; and

R^8 is C_{1-8} -alkyl, aryl, C_{3-10} cycloalkyl, heteroaryl or heterocyclyl each optionally substituted with 1, 2, 3, or 4 substituents selected independently from the group consisting of C_{1-6} acyl, C_{1-6} alkoxy, C_{1-6} alkyl, C_{1-6} alkylcarboxamide, C_{2-8} dialkylamino, C_{1-6} alkylthio, cyano, C_{3-7} cycloalkyl, C_{3-7} cycloalkyloxy, halogen, C_{1-6} haloalkoxy, C_{1-6} haloalkyl, heteroaryl, heterocyclyl, hydroxyl, phenyl, and phenoxy, wherein said C_{1-6} alkyl and phenyl are each optionally substituted with 1 substituent selected from heterocyclyl and halogen.

31. The compound according to claim 1 having Formula (IIa):



wherein:

W is $-\text{CH}_2\text{CH}_2-$ optionally substituted with 1 to 2 substituents selected independently from the group consisting of $-\text{CH}_3$, cyclohexyl, $-\text{CH}_2\text{CH}_2\text{S}(=\text{O})_2\text{CH}_3$, cyclohexylmethyl, isopropyl, *t*-butyl, oxo and imino;

Z is $-\text{CH}_2-$, $-\text{C}(=\text{O})-$, $-\text{CH}_2\text{CH}_2-$, or $-\text{CH}(\text{OCH}_3)-$;

R^3 is H, Cl, or Br;

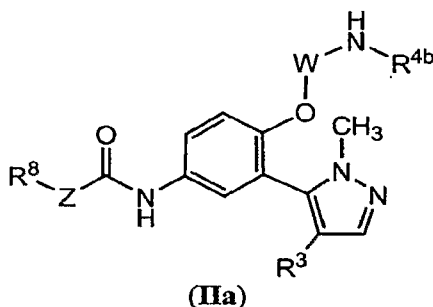
R^{4b} is H; and

R^8 is C_{1-8} -alkyl, aryl, C_{3-10} cycloalkyl, heteroaryl or heterocyclyl each optionally substituted with 1, 2, 3, or 4 substituents selected independently from the group consisting of C_{1-6} acyl, C_{1-6} alkoxy, C_{1-6} alkyl, C_{1-6} alkylcarboxamide, C_{2-8} dialkylamino,

C₁₋₆ alkylthio, cyano, C₃₋₇ cycloalkyl, C₃₋₇ cycloalkyloxy, halogen, C₁₋₆ haloalkoxy, C₁₋₆ haloalkyl, heteroaryl, heterocyclyl, hydroxyl, phenyl, and phenoxy, wherein said C₁₋₆ alkyl and phenyl are each optionally substituted with 1 substituent selected from heterocyclyl and halogen.

5

32. The compound according to claim 1 having Formula (IIa):



wherein:

- W is -CH₂CH₂- optionally substituted with 1 to 2 substituents selected independently from the group consisting of -CH₃, cyclohexyl, -CH₂CH₂S(=O)₂CH₃, cyclohexylmethyl, isopropyl, *t*-butyl, oxo and imino;

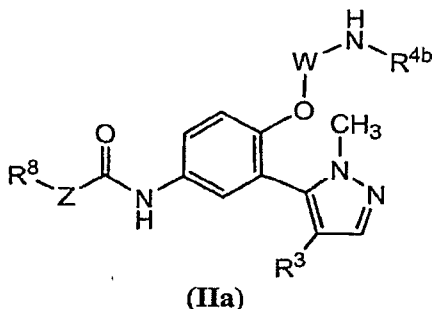
Z is -CH₂- or -CH₂CH₂-;

R³ is H, Cl, or Br;

R^{4b} is H; and

- R⁸ is selected from the group consisting of phenyl, 2-chloro-phenyl, 3-methyl-phenyl, 4-chloro-phenyl, 2,4-difluoro-phenyl, 3,4-difluoro-phenyl, 2-methoxy-phenyl, 3-fluoro-phenyl, 2-fluoro-phenyl, 3,4-dichloro-phenyl, 2-methyl-phenyl, 4-trifluoromethyl-phenyl, 2-ethoxy-phenyl, 3-chloro-phenyl, 3-trifluoromethyl-phenyl, 3,4-dimethoxy-phenyl, 2-trifluoromethyl-phenyl, 3-fluoro-4-methoxy-phenyl, 4-methoxy-phenyl, 4-fluoro-phenyl, 2,6-difluoro-phenyl, 3-methoxy-phenyl, and 4-methyl-phenyl.

33. The compound according to claim 1 having Formula (IIa):



wherein:

W is -CH₂CH₂-;

Z is absent;

R³ is H, Cl, or Br;

R^{4b} is H; and

R⁸ is selected from the group consisting of 2-morpholin-4-yl-phenyl, 3-dimethylamino-phenyl, 3-methoxy-phenyl, 4-dimethylamino-phenyl, 4-trifluoromethoxy-phenyl, 2-dimethylamino-phenyl, 4-cyano-phenyl, 3-cyclopentyloxy-4-methoxy-phenyl, 4-methoxy-3-methyl-phenyl, 4-methoxy-2-methyl-phenyl, 4-ethyl-phenyl, 4-thiophen-2-yl-phenyl, 2-fluoro-phenyl, 3-fluoro-phenyl, 3-(1,1,2,2-tetrafluoro-ethoxy)-phenyl, 4-fluoro-phenyl, 4-fluoro-3-trifluoromethyl-phenyl, 4-methoxy-phenyl, 3-ethoxy-phenyl, 2-fluoro-4-methoxy-phenyl, 4-fluoro-3-methoxy-phenyl, 4-isopropoxy-phenyl, 3,5-difluoro-phenyl, 4-trifluoromethyl-phenyl, 2,6-difluoro-4-methoxy-phenyl, 2,2-dimethyl-2,3-dihydro-benzofuran-7-yl, 3-trifluoromethyl-phenyl, 4-methoxy-3-trifluoromethyl-phenyl, 4-bromo-phenyl, 3-methoxy-4-methyl-phenyl, 3-methoxy-2-methyl-phenyl, 4-chloro-phenyl, 2-bromo-5-methoxy-phenyl, 2-fluoro-3-methoxy-phenyl, 4-bromo-3-methyl-phenyl, naphthalen-2-yl, 2,4-difluoro-phenyl, 3-chloro-phenyl, 2-cyano-phenyl, 4-methyl-phenyl, 5-methoxy-2-(2,2,2-trifluoro-ethoxy)-phenyl, phenyl, 2,4,5-trifluoro-3-methoxy-phenyl, 2-fluoro-4-trifluoromethyl-phenyl, 3-bromo-4-methoxy-phenyl, 3-fluoro-5-trifluoromethyl-phenyl, 2-fluoro-5-trifluoromethyl-phenyl, 3-bromo-phenyl, 3-fluoro-4-methoxy-phenyl, 3-cyano-phenyl, 2,6-difluoro-phenyl, 4-methoxy-3,5-dimethyl-phenyl, 3-chloro-4-methoxy-phenyl, 3,4,5-trimethoxy-phenyl, 2-fluoro-5-methoxy-phenyl, 3-trifluoromethoxy-phenyl, 4-acetylamino-phenyl, 3-fluoro-4-methyl-phenyl, 4-fluoro-3-methyl-phenyl, 3-chloro-4-fluoro-phenyl, 4-chloro-3-fluoro-phenyl, 3-fluoro-4-trifluoromethyl-phenyl, 3,4-difluoro-phenyl, 2-chloro-6-fluoro-phenyl, 4-(1,1-dioxo-1λ⁶-thiomorpholin-4-ylmethyl)-phenyl, 2-methoxy-phenyl, 4-acetyl-phenyl, and 8-methoxy-1,2,3,4-tetrahydro-naphthalen-2-yl.

34. The compound according to claim 1, wherein said compound is selected from the group consisting of:
- 30 2,2-Difluoro-benzo[1,3]dioxole-5-carboxylic acid [4-((R)-2-amino-propoxy)-3-(2-methyl-2H-pyrazol-3-yl)-phenyl]-amide;
- N-[4-(2-Amino-ethoxy)-3-(2-methyl-2H-pyrazol-3-yl)-phenyl]-3,5-dichloro-isonicotinamide;
- 35 2,4-Dimethyl-thiazole-5-carboxylic acid [4-(2-amino-ethoxy)-3-(4-chloro-2-methyl-2H-pyrazol-3-yl)-phenyl]-amide;
- N-[4-(2-Amino-ethoxy)-3-(2-methyl-2H-pyrazol-3-yl)-phenyl]-2-morpholin-4-yl-benzamide;

N-[4-(2-Amino-ethoxy)-3-(4-chloro-2-methyl-2H-pyrazol-3-yl)-phenyl]-3-dimethylamino-benzamide;

2,2-Difluoro-benzo[1,3]dioxole-5-carboxylic acid [4-(2-amino-ethoxy)-3-(4-chloro-2-methyl-2H-pyrazol-3-yl)-phenyl]-amide;

5 N-[4-((R)-2-Amino-propoxy)-3-(2-methyl-2H-pyrazol-3-yl)-phenyl]-3-methoxy-benzamide;

3-Methoxy-cyclohexanecarboxylic acid [4-(2-amino-ethoxy)-3-(2-methyl-2H-pyrazol-3-yl)-phenyl]-amide;

10 4,5-Dimethyl-furan-2-carboxylic acid [4-(2-amino-ethoxy)-3-(4-chloro-2-methyl-2H-pyrazol-3-yl)-phenyl]-amide;

4-Methyl-3,4-dihydro-2H-benzo[1,4]oxazine-7-carboxylic acid [4-(2-amino-ethoxy)-3-(2-methyl-2H-pyrazol-3-yl)-phenyl]-amide;

N-[4-(2-Amino-ethoxy)-3-(4-chloro-2-methyl-2H-pyrazol-3-yl)-phenyl]-4-dimethylamino-benzamide;

15 5-(4-Chloro-phenyl)-2-trifluoromethyl-furan-3-carboxylic acid [4-(2-amino-ethoxy)-3-(4-chloro-2-methyl-2H-pyrazol-3-yl)-phenyl]-amide;

N-[4-((R)-2-Amino-propoxy)-3-(2-methyl-2H-pyrazol-3-yl)-phenyl]-4-trifluoromethoxy-benzamide;

20 N-[4-(2-Amino-ethoxy)-3-(2-methyl-2H-pyrazol-3-yl)-phenyl]-2-(5-methyl-tetrazol-1-yl)-acetamide;

N-[4-(2-Amino-ethoxy)-3-(4-chloro-2-methyl-2H-pyrazol-3-yl)-phenyl]-5-methyl-nicotinamide;

N-[4-(2-Amino-ethoxy)-3-(2-methyl-2H-pyrazol-3-yl)-phenyl]-2-dimethylamino-benzamide;

25 N-[4-(2-Amino-ethoxy)-3-(4-chloro-2-methyl-2H-pyrazol-3-yl)-phenyl]-4-cyano-benzamide;

1-(4-Chloro-phenyl)-5-trifluoromethyl-1H-pyrazole-4-carboxylic acid [4-(2-amino-ethoxy)-3-(4-chloro-2-methyl-2H-pyrazol-3-yl)-phenyl]-amide;

30 2,5-Dichloro-thiophene-3-carboxylic acid [4-((R)-2-amino-propoxy)-3-(2-methyl-2H-pyrazol-3-yl)-phenyl]-amide;

N-[4-(2-Amino-ethoxy)-3-(2-methyl-2H-pyrazol-3-yl)-phenyl]-2-oxo-2-p-tolyl-acetamide;

N-[4-(2-Amino-ethoxy)-3-(4-chloro-2-methyl-2H-pyrazol-3-yl)-phenyl]-3-cyclopentyloxy-4-methoxy-benzamide;

35 N-[4-(2-Amino-ethoxy)-3-(2-methyl-2H-pyrazol-3-yl)-phenyl]-4-methoxy-3-methyl-benzamide;

Quinoline-2-carboxylic acid [4-(2-amino-ethoxy)-3-(4-chloro-2-methyl-2H-pyrazol-3-yl)-phenyl]-amide;

1,5-Dimethyl-1H-pyrazole-3-carboxylic acid [4-(2-amino-ethoxy)-3-(4-chloro-2-methyl-2H-pyrazol-3-yl)-phenyl]-amide;

5 2,2-Difluoro-benzo[1,3]dioxole-4-carboxylic acid [4-((S)-2-amino-propoxy)-3-(2-methyl-2H-pyrazol-3-yl)-phenyl]-amide;

N-[4-(2-Amino-ethoxy)-3-(2-methyl-2H-pyrazol-3-yl)-phenyl]-2-(4-methoxy-phenyl)-2-oxo-acetamide;

10 Octahydro-quinoline-1-carboxylic acid [4-(2-amino-ethoxy)-3-(4-bromo-2-methyl-2H-pyrazol-3-yl)-phenyl]-amide;

N-[4-(2-Amino-ethoxy)-3-(2-methyl-2H-pyrazol-3-yl)-phenyl]-4-methoxy-2-methyl-benzamide;

6-Oxo-1,6-dihydro-pyridazine-3-carboxylic acid [4-(2-amino-ethoxy)-3-(4-chloro-2-methyl-2H-pyrazol-3-yl)-phenyl]-amide;

15 N-[4-(2-Amino-ethoxy)-3-(4-chloro-2-methyl-2H-pyrazol-3-yl)-phenyl]-4-methoxy-3-methyl-benzamide;

N-[4-(2-Amino-ethoxy)-3-(4-chloro-2-methyl-2H-pyrazol-3-yl)-phenyl]-4-ethyl-benzamide;

20 N-[4-(2-Amino-ethoxy)-3-(2-methyl-2H-pyrazol-3-yl)-phenyl]-2-(4-fluoro-phenyl)-2-oxo-acetamide;

Benzo[1,3]dioxole-5-carboxylic acid [4-(2-amino-ethoxy)-3-(4-chloro-2-methyl-2H-pyrazol-3-yl)-phenyl]-amide;

N-[4-(2-Amino-2-methyl-propoxy)-3-(4-bromo-2-methyl-2H-pyrazol-3-yl)-phenyl]-2-phenyl-acetamide;

25 N-[4-(2-Amino-ethoxy)-3-(4-chloro-2-methyl-2H-pyrazol-3-yl)-phenyl]-4-thiophen-2-yl-benzamide;

N-[4-(2-Amino-2-methyl-propoxy)-3-(4-bromo-2-methyl-2H-pyrazol-3-yl)-phenyl]-2-fluoro-benzamide;

30 Adamantane-1-carboxylic acid [4-(2-amino-ethoxy)-3-(4-chloro-2-methyl-2H-pyrazol-3-yl)-phenyl]-amide;

N-[4-(2-Amino-ethoxy)-3-(2-methyl-2H-pyrazol-3-yl)-phenyl]-2-(2-chloro-phenyl)-acetamide;

Pyridine-2-carboxylic acid [4-(2-amino-ethoxy)-3-(4-chloro-2-methyl-2H-pyrazol-3-yl)-phenyl]-amide;

35 N-[4-(2-Amino-2-methyl-propoxy)-3-(4-bromo-2-methyl-2H-pyrazol-3-yl)-phenyl]-3-fluoro-benzamide;

Octahydro-isoquinoline-2-carboxylic acid [4-(2-amino-ethoxy)-3-(4-bromo-2-methyl-2H-pyrazol-3-yl)-phenyl]-amide;

N-[4-(2-Amino-ethoxy)-3-(2-methyl-2H-pyrazol-3-yl)-phenyl]-2-m-tolyl-acetamide;

5 N-[4-(2-Amino-ethoxy)-3-(4-chloro-2-methyl-2H-pyrazol-3-yl)-phenyl]-nicotinamide;

4-Pyridin-2-yl-piperazine-1-carboxylic acid [4-(2-amino-ethoxy)-3-(4-bromo-2-methyl-2H-pyrazol-3-yl)-phenyl]-amide;

10 4,5-Dichloro-isothiazole-3-carboxylic acid [4-(2-amino-ethoxy)-3-(2-methyl-2H-pyrazol-3-yl)-phenyl]-amide;

N-[4-(2-Amino-ethoxy)-3-(4-chloro-2-methyl-2H-pyrazol-3-yl)-phenyl]-3-(1,1,2,2-tetrafluoro-ethoxy)-benzamide;

5-Methyl-2-trifluoromethyl-furan-3-carboxylic acid [4-(2-amino-ethoxy)-3-(4-chloro-2-methyl-2H-pyrazol-3-yl)-phenyl]-amide;

15 N-[4-(2-Amino-2-methyl-propoxy)-3-(4-bromo-2-methyl-2H-pyrazol-3-yl)-phenyl]-4-fluoro-benzamide;

3-Methyl-thiophene-2-carboxylic acid [4-(2-amino-ethoxy)-3-(4-chloro-2-methyl-2H-pyrazol-3-yl)-phenyl]-amide;

20 2,2-Difluoro-benzo[1,3]dioxole-5-carboxylic acid [4-(2-amino-ethoxy)-3-(2-methyl-2H-pyrazol-3-yl)-phenyl]-amide;

N-[4-(2-Amino-ethoxy)-3-(4-chloro-2-methyl-2H-pyrazol-3-yl)-phenyl]-isonicotinamide;

6-Methyl-pyridine-2-carboxylic acid [4-(2-amino-ethoxy)-3-(2-methyl-2H-pyrazol-3-yl)-phenyl]-amide;

25 N-[4-(2-Amino-ethoxy)-3-(2-methyl-2H-pyrazol-3-yl)-phenyl]-4-fluoro-3-trifluoromethyl-benzamide;

N-[4-(2-Amino-2-methyl-propoxy)-3-(4-bromo-2-methyl-2H-pyrazol-3-yl)-phenyl]-4-methoxy-benzamide;

30 5-Methyl-isoxazole-3-carboxylic acid [4-((S)-2-amino-2-cyclohexyl-ethoxy)-3-(4-chloro-2-methyl-2H-pyrazol-3-yl)-phenyl]-amide;

N-[4-(2-Amino-ethoxy)-3-(4-chloro-2-methyl-2H-pyrazol-3-yl)-phenyl]-3-ethoxy-benzamide;

5-Methyl-isoxazole-3-carboxylic acid [4-(2-amino-ethoxy)-3-(4-chloro-2-methyl-2H-pyrazol-3-yl)-phenyl]-amide;

35 5-Isopropyl-2H-pyrazole-3-carboxylic acid [4-(2-amino-ethoxy)-3-(2-methyl-2H-pyrazol-3-yl)-phenyl]-amide;

N-[4-((S)-2-Amino-4-methanesulfonyl-butoxy)-3-(4-chloro-2-methyl-2H-pyrazol-3-yl)-phenyl]-2-fluoro-4-methoxy-benzamide;

N-[4-(2-Amino-ethoxy)-3-(2-methyl-2H-pyrazol-3-yl)-phenyl]-4-fluoro-3-methoxy-benzamide;

5 N-[4-(2-Amino-ethoxy)-3-(4-chloro-2-methyl-2H-pyrazol-3-yl)-phenyl]-3-fluoro-isonicotinamide;

N-[4-(2-Amino-ethoxy)-3-(2-methyl-2H-pyrazol-3-yl)-phenyl]-2-hydroxy-nicotinamide;

10 2,5-Dichloro-thiophene-3-carboxylic acid [4-(2-amino-ethoxy)-3-(4-chloro-2-methyl-2H-pyrazol-3-yl)-phenyl]-amide;

5-Methyl-thiophene-2-carboxylic acid [4-(2-amino-ethoxy)-3-(4-chloro-2-methyl-2H-pyrazol-3-yl)-phenyl]-amide;

2,2-Difluoro-benzo[1,3]dioxole-4-carboxylic acid [4-(2-amino-ethoxy)-3-(2-methyl-2H-pyrazol-3-yl)-phenyl]-amide;

15 N-[4-(2-Amino-ethoxy)-3-(4-chloro-2-methyl-2H-pyrazol-3-yl)-phenyl]-4-isopropoxy-benzamide;

2,2-Difluoro-benzo[1,3]dioxole-4-carboxylic acid [4-(2-amino-ethoxy)-3-(4-chloro-2-methyl-2H-pyrazol-3-yl)-phenyl]-amide;

20 N-[4-(2-Amino-ethoxy)-3-(2-methyl-2H-pyrazol-3-yl)-phenyl]-3,5-difluoro-benzamide;

N-[4-(2-Amino-2-methyl-propoxy)-3-(4-bromo-2-methyl-2H-pyrazol-3-yl)-phenyl]-4-trifluoromethyl-benzamide;

5-Methyl-isoxazole-3-carboxylic acid [4-((S)-2-amino-3-cyclohexyl-propoxy)-3-(4-chloro-2-methyl-2H-pyrazol-3-yl)-phenyl]-amide;

25 N-[4-(2-Amino-ethoxy)-3-(4-chloro-2-methyl-2H-pyrazol-3-yl)-phenyl]-5-bromo-nicotinamide;

N-[4-((S)-2-Amino-3-methyl-butoxy)-3-(2-methyl-2H-pyrazol-3-yl)-phenyl]-3-methoxy-benzamide;

30 3-Methyl-thiophene-2-carboxylic acid [4-(2-amino-ethoxy)-3-(2-methyl-2H-pyrazol-3-yl)-phenyl]-amide;

5-Chloro-thiophene-2-carboxylic acid [4-(2-amino-ethoxy)-3-(4-chloro-2-methyl-2H-pyrazol-3-yl)-phenyl]-amide;

N-[4-(2-Amino-ethoxy)-3-(2-methyl-2H-pyrazol-3-yl)-phenyl]-2,6-difluoro-4-methoxy-benzamide;

35 2,2-Difluoro-benzo[1,3]dioxole-4-carboxylic acid [4-((R)-2-amino-propoxy)-3-(2-methyl-2H-pyrazol-3-yl)-phenyl]-amide;

4-Bromo-thiophene-2-carboxylic acid [4-(2-amino-ethoxy)-3-(4-chloro-2-methyl-2H-pyrazol-3-yl)-phenyl]-amide;

3,5-Dimethyl-isoxazole-4-carboxylic acid [4-(2-amino-ethoxy)-3-(4-chloro-2-methyl-2H-pyrazol-3-yl)-phenyl]-amide;

5 N-[4-((R)-2-Amino-propoxy)-3-(4-chloro-2-methyl-2H-pyrazol-3-yl)-phenyl]-2-fluoro-4-methoxy-benzamide;

2,2-Dimethyl-2,3-dihydro-benzofuran-7-carboxylic acid [4-(2-amino-ethoxy)-3-(2-methyl-2H-pyrazol-3-yl)-phenyl]-amide;

10 4-Chloro-2,3-dihydro-indole-1-carboxylic acid [4-(2-amino-ethoxy)-3-(4-bromo-2-methyl-2H-pyrazol-3-yl)-phenyl]-amide;

3-Chloro-6-fluoro-benzo[b]thiophene-2-carboxylic acid [4-(2-amino-ethoxy)-3-(4-chloro-2-methyl-2H-pyrazol-3-yl)-phenyl]-amide;

N-[4-(2-Amino-ethoxy)-3-(2-methyl-2H-pyrazol-3-yl)-phenyl]-2-(4-chloro-phenyl)-acetamide;

15 4,5-Dichloro-isothiazole-3-carboxylic acid [4-(2-amino-ethoxy)-3-(4-chloro-2-methyl-2H-pyrazol-3-yl)-phenyl]-amide;

5-Methyl-isoxazole-3-carboxylic acid [4-((R)-2-amino-3-methyl-butoxy)-3-(4-chloro-2-methyl-2H-pyrazol-3-yl)-phenyl]-amide;

20 2-Bromo-4-methyl-thiazole-5-carboxylic acid [4-(2-amino-ethoxy)-3-(4-chloro-2-methyl-2H-pyrazol-3-yl)-phenyl]-amide;

3-Methyl-benzofuran-2-carboxylic acid [4-(2-amino-ethoxy)-3-(4-chloro-2-methyl-2H-pyrazol-3-yl)-phenyl]-amide;

3-Ethoxy-thiophene-2-carboxylic acid [4-(2-amino-ethoxy)-3-(2-methyl-2H-pyrazol-3-yl)-phenyl]-amide;

25 N-[4-(2-Amino-2-methyl-propoxy)-3-(4-bromo-2-methyl-2H-pyrazol-3-yl)-phenyl]-3-trifluoromethyl-benzamide;

N-[4-(2-Amino-ethoxy)-3-(2-methyl-2H-pyrazol-3-yl)-phenyl]-4-methoxy-3-trifluoromethyl-benzamide;

30 N-[4-(2-Amino-ethoxy)-3-(4-chloro-2-methyl-2H-pyrazol-3-yl)-phenyl]-4-bromo-benzamide;

{2-[4-(3-Methoxy-benzoylamino)-2-(2-methyl-2H-pyrazol-3-yl)-phenoxy]-ethyl}-carbamic acid benzyl ester;

1-Phenyl-5-trifluoromethyl-1H-pyrazole-3-carboxylic acid [4-(2-amino-ethoxy)-3-(4-chloro-2-methyl-2H-pyrazol-3-yl)-phenyl]-amide;

35 5-Chloro-1-methyl-3-trifluoromethyl-1H-pyrazole-4-carboxylic acid [4-(2-amino-ethoxy)-3-(4-chloro-2-methyl-2H-pyrazol-3-yl)-phenyl]-amide;

- N-[4-(2-Amino-ethoxy)-3-(2-methyl-2H-pyrazol-3-yl)-phenyl]-2-bicyclo[2.2.1]hept-2-yl-acetamide;
- 5-tert-Butyl-2-methyl-2H-pyrazole-3-carboxylic acid [4-(2-amino-ethoxy)-3-(2-methyl-2H-pyrazol-3-yl)-phenyl]-amide;
- 5 N-[4-(2-Amino-ethoxy)-3-(2-methyl-2H-pyrazol-3-yl)-phenyl]-2-methyl-nicotinamide;
- N-[4-(2-Amino-ethoxy)-3-(4-chloro-2-methyl-2H-pyrazol-3-yl)-phenyl]-4-methoxy-2-methyl-benzamide;
- 4-(5-Trifluoromethyl-pyridin-2-yl)-piperazine-1-carboxylic acid [4-(2-amino-ethoxy)-3-(4-bromo-2-methyl-2H-pyrazol-3-yl)-phenyl]-amide;
- 10 4-Methyl-[1,2,3]thiadiazole-5-carboxylic acid [4-(2-amino-ethoxy)-3-(2-methyl-2H-pyrazol-3-yl)-phenyl]-amide;
- 3,5-Dimethyl-1H-pyrrole-2-carboxylic acid [4-(2-amino-ethoxy)-3-(2-methyl-2H-pyrazol-3-yl)-phenyl]-amide;
- 15 N-[4-(2-Amino-ethoxy)-3-(2-methyl-2H-pyrazol-3-yl)-phenyl]-2-(2,4-difluorophenyl)-acetamide;
- 1H-Indole-2-carboxylic acid [4-(2-amino-ethoxy)-3-(4-chloro-2-methyl-2H-pyrazol-3-yl)-phenyl]-amide;
- N-[4-(2-Amino-ethoxy)-3-(2-methyl-2H-pyrazol-3-yl)-phenyl]-2-(3,4-difluorophenyl)-acetamide;
- 20 N-[4-(2-Amino-ethoxy)-3-(2-methyl-2H-pyrazol-3-yl)-phenyl]-6-trifluoromethyl-nicotinamide;
- Isoxazole-5-carboxylic acid [4-(2-amino-ethoxy)-3-(2-methyl-2H-pyrazol-3-yl)-phenyl]-amide;
- 25 1-Methyl-1H-imidazole-4-carboxylic acid [4-(2-amino-ethoxy)-3-(4-chloro-2-methyl-2H-pyrazol-3-yl)-phenyl]-amide;
- N-[4-(2-Amino-ethoxy)-3-(2-methyl-2H-pyrazol-3-yl)-phenyl]-3-methoxy-4-methyl-benzamide;
- 3,4-Dihydro-2H-quinoline-1-carboxylic acid [4-(2-amino-ethoxy)-3-(2-methyl-2H-pyrazol-3-yl)-phenyl]-amide;
- 30 N-[4-(2-Amino-ethoxy)-3-(2-methyl-2H-pyrazol-3-yl)-phenyl]-3-methoxy-2-methyl-benzamide;
- N-[4-(2-Amino-2-methyl-propoxy)-3-(2-methyl-2H-pyrazol-3-yl)-phenyl]-4-chloro-benzamide;
- 35 3-Phenyl-isoxazole-5-carboxylic acid [4-(2-amino-ethoxy)-3-(2-methyl-2H-pyrazol-3-yl)-phenyl]-amide;

4-Methyl-oxazole-5-carboxylic acid [4-(2-amino-ethoxy)-3-(2-methyl-2H-pyrazol-3-yl)-phenyl]-amide;

4-Bromo-thiophene-2-carboxylic acid [4-(2-amino-ethoxy)-3-(2-methyl-2H-pyrazol-3-yl)-phenyl]-amide;

5 N-[4-(2-Amino-ethoxy)-3-(2-methyl-2H-pyrazol-3-yl)-phenyl]-2-(2-methoxy-phenyl)-acetamide;

N-[4-(2-Amino-ethoxy)-3-(4-chloro-2-methyl-2H-pyrazol-3-yl)-phenyl]-4-fluoro-3-methoxy-benzamide;

10 N-[4-((S)-2-Amino-3,3-dimethyl-butoxy)-3-(4-chloro-2-methyl-2H-pyrazol-3-yl)-phenyl]-nicotinamide;

5-tert-Butyl-2-methyl-furan-3-carboxylic acid [4-(2-amino-ethoxy)-3-(2-methyl-2H-pyrazol-3-yl)-phenyl]-amide;

Thiazole-4-carboxylic acid [4-(2-amino-ethoxy)-3-(4-chloro-2-methyl-2H-pyrazol-3-yl)-phenyl]-amide;

15 N-[4-(2-Amino-ethoxy)-3-(2-methyl-2H-pyrazol-3-yl)-phenyl]-2-(3-fluoro-phenyl)-acetamide;

Benzo[1,3]dioxole-5-carboxylic acid [4-(2-amino-ethoxy)-3-(2-methyl-2H-pyrazol-3-yl)-phenyl]-amide;

20 N-[4-(2-Amino-ethoxy)-3-(2-methyl-2H-pyrazol-3-yl)-phenyl]-2-bromo-5-methoxy-benzamide;

4-(3,5-Dichloro-pyridin-4-yl)-piperazine-1-carboxylic acid [4-(2-amino-ethoxy)-3-(4-bromo-2-methyl-2H-pyrazol-3-yl)-phenyl]-amide;

N-[4-(2-Amino-ethoxy)-3-(2-methyl-2H-pyrazol-3-yl)-phenyl]-isonicotinamide;

25 N-[4-(2-Amino-ethoxy)-3-(2-methyl-2H-pyrazol-3-yl)-phenyl]-2-phenyl-acetamide;

3-Methyl-3H-imidazole-4-carboxylic acid [4-(2-amino-ethoxy)-3-(2-methyl-2H-pyrazol-3-yl)-phenyl]-amide;

30 2-Phenyl-5-trifluoromethyl-oxazole-4-carboxylic acid [4-(2-amino-ethoxy)-3-(4-chloro-2-methyl-2H-pyrazol-3-yl)-phenyl]-amide;

N-[4-(2-Amino-ethoxy)-3-(4-chloro-2-methyl-2H-pyrazol-3-yl)-phenyl]-2-fluoro-3-methoxy-benzamide;

N-[4-(2-Amino-ethoxy)-3-(2-methyl-2H-pyrazol-3-yl)-phenyl]-4-bromo-3-methyl-benzamide;

35 Furan-2-carboxylic acid [4-(2-amino-ethoxy)-3-(2-methyl-2H-pyrazol-3-yl)-phenyl]-amide;

- 5-Isopropyl-isoxazole-3-carboxylic acid [4-(2-amino-ethoxy)-3-(2-methyl-2H-pyrazol-3-yl)-phenyl]-amide;
- 3-Chloro-thiophene-2-carboxylic acid [4-(2-amino-ethoxy)-3-(2-methyl-2H-pyrazol-3-yl)-phenyl]-amide;
- 5 2,3-Dihydro-indole-1-carboxylic acid [4-(2-amino-ethoxy)-3-(2-methyl-2H-pyrazol-3-yl)-phenyl]-amide;
- 6-Oxo-1,6-dihydro-pyridine-3-carboxylic acid [4-(2-amino-ethoxy)-3-(2-methyl-2H-pyrazol-3-yl)-phenyl]-amide;
- 10 N-[4-(2-Amino-2-methyl-propoxy)-3-(2-methyl-2H-pyrazol-3-yl)-phenyl]-4-trifluoromethyl-benzamide;
- 4-Methoxy-cyclohexanecarboxylic acid [4-(2-amino-ethoxy)-3-(2-methyl-2H-pyrazol-3-yl)-phenyl]-amide;
- 4-Methyl-thiazole-5-carboxylic acid [4-(2-amino-ethoxy)-3-(4-chloro-2-methyl-2H-pyrazol-3-yl)-phenyl]-amide;
- 15 5-Methyl-isoxazole-3-carboxylic acid [4-((S)-2-amino-propoxy)-3-(4-chloro-2-methyl-2H-pyrazol-3-yl)-phenyl]-amide;
- N-[4-(2-Amino-ethoxy)-3-(2-methyl-2H-pyrazol-3-yl)-phenyl]-2-benzo[1,3]dioxol-5-yl-acetamide;
- N-[4-(2-Amino-ethoxy)-3-(4-chloro-2-methyl-2H-pyrazol-3-yl)-phenyl]-6-morpholin-4-yl-nicotinamide;
- 20 N-[4-((S)-2-Amino-2-cyclohexyl-ethoxy)-3-(4-chloro-2-methyl-2H-pyrazol-3-yl)-phenyl]-nicotinamide;
- 2,5-Dimethyl-furan-3-carboxylic acid [4-(2-amino-ethoxy)-3-(2-methyl-2H-pyrazol-3-yl)-phenyl]-amide;
- 25 N-[4-(2-Amino-ethoxy)-3-(2-methyl-2H-pyrazol-3-yl)-phenyl]-2-(2-fluorophenyl)-acetamide;
- 2-Ethyl-5-methyl-2H-pyrazole-3-carboxylic acid [4-(2-amino-ethoxy)-3-(2-methyl-2H-pyrazol-3-yl)-phenyl]-amide;
- 5-Methyl-isoxazole-4-carboxylic acid [4-(2-amino-ethoxy)-3-(2-methyl-2H-pyrazol-3-yl)-phenyl]-amide;
- 30 N-[4-Carbamoylmethoxy-3-(4-chloro-2-methyl-2H-pyrazol-3-yl)-phenyl]-3-trifluoromethyl-benzamide;
- 4-(2-Methoxy-phenyl)-piperazine-1-carboxylic acid [4-(2-amino-ethoxy)-3-(4-bromo-2-methyl-2H-pyrazol-3-yl)-phenyl]-amide;
- 35 N-[4-(2-Amino-ethoxy)-3-(2-methyl-2H-pyrazol-3-yl)-phenyl]-2-benzo[d]isoxazol-3-yl-acetamide;

(S)-2-Methoxymethyl-pyrrolidine-1-carboxylic acid [4-(2-amino-ethoxy)-3-(4-bromo-2-methyl-2H-pyrazol-3-yl)-phenyl]-amide;

2,2-Difluoro-cyclopropanecarboxylic acid [4-(2-amino-ethoxy)-3-(4-chloro-2-methyl-2H-pyrazol-3-yl)-phenyl]-amide;

5 N-[4-(2-Amino-ethoxy)-3-(2-methyl-2H-pyrazol-3-yl)-phenyl]-2-(3,4-dichloro-phenyl)-2-methoxy-acetamide;

Naphthalene-2-carboxylic acid [4-(2-amino-ethoxy)-3-(2-methyl-2H-pyrazol-3-yl)-phenyl]-amide;

10 4-(4-Methoxy-phenyl)-piperazine-1-carboxylic acid [4-(2-amino-ethoxy)-3-(4-bromo-2-methyl-2H-pyrazol-3-yl)-phenyl]-amide;

N-[4-(2-Amino-ethoxy)-3-(2-methyl-2H-pyrazol-3-yl)-phenyl]-2-o-tolyl-acetamide;

4-Methyl-thiophene-2-carboxylic acid [4-(2-amino-ethoxy)-3-(2-methyl-2H-pyrazol-3-yl)-phenyl]-amide;

15 1,3-Dihydro-isoindole-2-carboxylic acid [4-(2-amino-ethoxy)-3-(2-methyl-2H-pyrazol-3-yl)-phenyl]-amide;

N-[4-(2-Amino-ethoxy)-3-(2-methyl-2H-pyrazol-3-yl)-phenyl]-2,4-difluoro-benzamide;

20 N-[4-((R)-2-Amino-2-cyclohexyl-ethoxy)-3-(4-chloro-2-methyl-2H-pyrazol-3-yl)-phenyl]-nicotinamide;

N-[4-(2-Amino-2-methyl-propoxy)-3-(4-bromo-2-methyl-2H-pyrazol-3-yl)-phenyl]-3-chloro-benzamide;

5-Chloro-2,3-dihydro-indole-1-carboxylic acid [4-(2-amino-ethoxy)-3-(4-bromo-2-methyl-2H-pyrazol-3-yl)-phenyl]-amide;

25 5-Methyl-isoxazole-3-carboxylic acid [4-((R)-2-amino-4-methyl-pentyloxy)-3-(4-chloro-2-methyl-2H-pyrazol-3-yl)-phenyl]-amide;

N-[4-(2-Amino-ethoxy)-3-(2-methyl-2H-pyrazol-3-yl)-phenyl]-3-(2-methoxy-phenyl)-propionamide;

30 4-Methoxy-thiophene-3-carboxylic acid [4-(2-amino-ethoxy)-3-(2-methyl-2H-pyrazol-3-yl)-phenyl]-amide;

2,5-Dihydro-pyrrole-1-carboxylic acid [4-(2-amino-ethoxy)-3-(4-bromo-2-methyl-2H-pyrazol-3-yl)-phenyl]-amide;

N-[4-(2-Amino-ethoxy)-3-(2-methyl-2H-pyrazol-3-yl)-phenyl]-2-(4-trifluoromethyl-phenyl)-acetamide;

35 N-[4-(2-Amino-ethoxy)-3-(2-methyl-2H-pyrazol-3-yl)-phenyl]-2-cyano-benzamide;

Thiazole-4-carboxylic acid [4-(2-amino-ethoxy)-3-(2-methyl-2H-pyrazol-3-yl)-phenyl]-amide;

Thiophene-3-carboxylic acid [4-(2-amino-ethoxy)-3-(2-methyl-2H-pyrazol-3-yl)-phenyl]-amide;

5 N-[4-Carbamoylmethoxy-3-(4-chloro-2-methyl-2H-pyrazol-3-yl)-phenyl]-3-methoxy-benzamide;

N-[4-(2-Amino-ethoxy)-3-(2-methyl-2H-pyrazol-3-yl)-phenyl]-4-trifluoromethoxy-benzamide;

10 N-[4-(2-Amino-ethoxy)-3-(4-chloro-2-methyl-2H-pyrazol-3-yl)-phenyl]-2,2-dimethyl-propionamide;

N-[4-Carbamimidoylmethoxy-3-(4-chloro-2-methyl-2H-pyrazol-3-yl)-phenyl]-2-fluoro-4-methoxy-benzamide;

5-Bromo-2,3-dihydro-indole-1-carboxylic acid [4-(2-amino-ethoxy)-3-(4-bromo-2-methyl-2H-pyrazol-3-yl)-phenyl]-amide;

15 Tetrahydro-furan-2-carboxylic acid [4-(2-amino-ethoxy)-3-(4-chloro-2-methyl-2H-pyrazol-3-yl)-phenyl]-amide;

N-[4-(2-Amino-ethoxy)-3-(2-methyl-2H-pyrazol-3-yl)-phenyl]-2-(2-ethoxy-phenyl)-acetamide;

20 N-[4-(2-Amino-ethoxy)-3-(2-methyl-2H-pyrazol-3-yl)-phenyl]-4-methyl-benzamide;

N-[4-(2-Amino-2-methyl-propoxy)-3-(4-bromo-2-methyl-2H-pyrazol-3-yl)-phenyl]-4-chloro-benzamide;

N-[4-(2-Amino-ethoxy)-3-(2-methyl-2H-pyrazol-3-yl)-phenyl]-2-(3-chloro-phenyl)-acetamide;

25 2,5-Dichloro-thiophene-3-carboxylic acid [4-(2-amino-ethoxy)-3-(2-methyl-2H-pyrazol-3-yl)-phenyl]-amide;

6-Chloro-2,3-dihydro-indole-1-carboxylic acid [4-(2-amino-ethoxy)-3-(4-bromo-2-methyl-2H-pyrazol-3-yl)-phenyl]-amide;

30 N-[4-(2-Amino-ethoxy)-3-(2-methyl-2H-pyrazol-3-yl)-phenyl]-3-fluoro-benzamide;

N-[4-(2-Amino-ethoxy)-3-(2-methyl-2H-pyrazol-3-yl)-phenyl]-propionamide;

6-Fluoro-2,3-dihydro-indole-1-carboxylic acid [4-(2-amino-ethoxy)-3-(2-methyl-2H-pyrazol-3-yl)-phenyl]-amide;

35 N-[4-(2-Amino-ethoxy)-3-(2-methyl-2H-pyrazol-3-yl)-phenyl]-2-(3-trifluoromethyl-phenyl)-acetamide;

5-Methyl-isoxazole-3-carboxylic acid [4-((S)-2-amino-4-methyl-pentyloxy)-3-(4-chloro-2-methyl-2H-pyrazol-3-yl)-phenyl]-amide;

N-[4-(2-Amino-ethoxy)-3-(4-chloro-2-methyl-2H-pyrazol-3-yl)-phenyl]-5-methoxy-2-(2,2,2-trifluoro-ethoxy)-benzamide;

N-[4-(2-Amino-ethoxy)-3-(2-methyl-2H-pyrazol-3-yl)-phenyl]-2-(2,3-dimethoxy-phenyl)-acetamide;

5 N-[4-(2-Amino-2-methyl-propoxy)-3-(4-bromo-2-methyl-2H-pyrazol-3-yl)-phenyl]-benzamide;

N-[4-(2-Amino-ethoxy)-3-(4-chloro-2-methyl-2H-pyrazol-3-yl)-phenyl]-2,4,5-trifluoro-3-methoxy-benzamide;

10 N-[4-(2-Amino-ethoxy)-3-(2-methyl-2H-pyrazol-3-yl)-phenyl]-2-fluoro-4-trifluoromethyl-benzamide;

2,2-Difluoro-benzo[1,3]dioxole-5-carboxylic acid [4-((S)-2-amino-propoxy)-3-(2-methyl-2H-pyrazol-3-yl)-phenyl]-amide;

1-Methyl-3-trifluoromethyl-1H-pyrazole-4-carboxylic acid [4-(2-amino-ethoxy)-3-(4-chloro-2-methyl-2H-pyrazol-3-yl)-phenyl]-amide;

15 4-Bromo-1-methyl-1H-pyrazole-3-carboxylic acid [4-(2-amino-ethoxy)-3-(2-methyl-2H-pyrazol-3-yl)-phenyl]-amide;

N-[4-(2-Acetylamino-ethoxy)-3-(2-methyl-2H-pyrazol-3-yl)-phenyl]-3-methoxy-benzamide;

20 3-Ethoxy-thiophene-2-carboxylic acid [4-(2-amino-ethoxy)-3-(4-chloro-2-methyl-2H-pyrazol-3-yl)-phenyl]-amide;

6,7-Dimethoxy-3,4-dihydro-1H-isoquinoline-2-carboxylic acid [4-(2-amino-ethoxy)-3-(4-bromo-2-methyl-2H-pyrazol-3-yl)-phenyl]-amide;

N-[4-(2-Amino-ethoxy)-3-(4-chloro-2-methyl-2H-pyrazol-3-yl)-phenyl]-4-fluoro-3-trifluoromethyl-benzamide;

25 N-[4-(2-Amino-ethoxy)-3-(4-chloro-2-methyl-2H-pyrazol-3-yl)-phenyl]-3-bromo-4-methoxy-benzamide;

N-[4-(2-Amino-ethoxy)-3-(2-methyl-2H-pyrazol-3-yl)-phenyl]-3-fluoro-5-trifluoromethyl-benzamide;

30 5-Ethyl-4-fluoro-1H-pyrazole-3-carboxylic acid [4-(2-amino-ethoxy)-3-(2-methyl-2H-pyrazol-3-yl)-phenyl]-amide;

5-Methyl-pyrazine-2-carboxylic acid [4-(2-amino-ethoxy)-3-(4-chloro-2-methyl-2H-pyrazol-3-yl)-phenyl]-amide;

N-[4-(2-Amino-ethoxy)-3-(2-methyl-2H-pyrazol-3-yl)-phenyl]-2-(4-chloro-phenyl)-2-oxo-acetamide;

35 2,3-Dihydro-benzo[1,4]dioxine-5-carboxylic acid [4-(2-amino-ethoxy)-3-(4-chloro-2-methyl-2H-pyrazol-3-yl)-phenyl]-amide;

N-[4-(2-Amino-ethoxy)-3-(2-methyl-2H-pyrazol-3-yl)-phenyl]-2-fluoro-5-trifluoromethyl-benzamide;

N-[4-(2-Amino-ethoxy)-3-(4-chloro-2-methyl-2H-pyrazol-3-yl)-phenyl]-2-phenoxy-nicotinamide;

5 N-[4-(2-Amino-ethoxy)-3-(4-chloro-2-methyl-2H-pyrazol-3-yl)-phenyl]-3-methoxy-4-methyl-benzamide;

5-Bromo-furan-2-carboxylic acid [4-(2-amino-ethoxy)-3-(2-methyl-2H-pyrazol-3-yl)-phenyl]-amide;

10 N-[4-(2-Amino-2-methyl-propoxy)-3-(2-methyl-2H-pyrazol-3-yl)-phenyl]-3-bromo-benzamide;

1-Methyl-1H-pyrrole-2-carboxylic acid [4-(2-amino-ethoxy)-3-(4-chloro-2-methyl-2H-pyrazol-3-yl)-phenyl]-amide;

N-[4-(2-Amino-ethoxy)-3-(2-methyl-2H-pyrazol-3-yl)-phenyl]-2-(2-trifluoromethyl-phenyl)-acetamide;

15 Quinoline-2-carboxylic acid [4-(2-amino-ethoxy)-3-(2-methyl-2H-pyrazol-3-yl)-phenyl]-amide;

N-[4-(2-Amino-ethoxy)-3-(4-chloro-2-methyl-2H-pyrazol-3-yl)-phenyl]-3-fluoro-4-methoxy-benzamide;

20 2-Oxo-1,2-dihydro-pyridine-3-carboxylic acid [4-(2-amino-ethoxy)-3-(2-methyl-2H-pyrazol-3-yl)-phenyl]-amide;

5-Cyclopropyl-4-fluoro-1H-pyrazole-3-carboxylic acid [4-(2-amino-ethoxy)-3-(2-methyl-2H-pyrazol-3-yl)-phenyl]-amide;

N-[4-(2-Amino-ethoxy)-3-(2-methyl-2H-pyrazol-3-yl)-phenyl]-2-thiophen-3-yl-acetamide;

25 N-[4-(2-Amino-ethoxy)-3-(4-chloro-2-methyl-2H-pyrazol-3-yl)-phenyl]-3-methoxy-2-methyl-benzamide;

N-[4-(2-Amino-ethoxy)-3-(2-methyl-2H-pyrazol-3-yl)-phenyl]-3-cyano-benzamide;

30 N-[4-(2-Amino-ethoxy)-3-(2-methyl-2H-pyrazol-3-yl)-phenyl]-4-thiophen-2-yl-benzamide;

N-[4-(2-Amino-ethoxy)-3-(2-methyl-2H-pyrazol-3-yl)-phenyl]-2,6-difluoro-benzamide;

5-Methyl-2-trifluoromethyl-furan-3-carboxylic acid [4-(2-amino-ethoxy)-3-(2-methyl-2H-pyrazol-3-yl)-phenyl]-amide;

35 N-[4-(2-Amino-ethoxy)-3-(2-methyl-2H-pyrazol-3-yl)-phenyl]-4-chloro-nicotinamide;

4-Chloro-1-ethyl-1H-pyrazole-3-carboxylic acid [4-(2-amino-ethoxy)-3-(2-methyl-2H-pyrazol-3-yl)-phenyl]-amide;

4-Methyl-3,4-dihydro-2H-benzo[1,4]oxazine-7-carboxylic acid [4-(2-amino-ethoxy)-3-(4-chloro-2-methyl-2H-pyrazol-3-yl)-phenyl]-amide;

5 3-Methyl-isoxazole-4-carboxylic acid [4-(2-amino-ethoxy)-3-(4-chloro-2-methyl-2H-pyrazol-3-yl)-phenyl]-amide;

N-[4-(2-Amino-ethoxy)-3-(2-methyl-2H-pyrazol-3-yl)-phenyl]-3-(1H-indol-3-yl)-propionamide;

10 N-[4-(2-Amino-ethoxy)-3-(4-chloro-2-methyl-2H-pyrazol-3-yl)-phenyl]-4-methoxy-3,5-dimethyl-benzamide;

N-[4-(2-Amino-ethoxy)-3-(4-chloro-2-methyl-2H-pyrazol-3-yl)-phenyl]-2-fluoro-4-methoxy-benzamide;

N-[4-(2-Amino-2-methyl-propoxy)-3-(4-chloro-2-methyl-2H-pyrazol-3-yl)-phenyl]-3-trifluoromethyl-benzamide;

15 N-[4-(2-Amino-ethoxy)-3-(2-methyl-2H-pyrazol-3-yl)-phenyl]-2-(3-fluoro-4-methoxy-phenyl)-acetamide;

(S)-N-[4-(2-Amino-ethoxy)-3-(2-methyl-2H-pyrazol-3-yl)-phenyl]-2-methoxy-2-phenyl-acetamide;

20 N-[4-(2-Amino-ethoxy)-3-(2-methyl-2H-pyrazol-3-yl)-phenyl]-2,6-dimethoxy-nicotinamide;

N-[4-(2-Amino-ethoxy)-3-(2-methyl-2H-pyrazol-3-yl)-phenyl]-2-(4-methoxy-phenyl)-acetamide;

N-[4-((S)-2-Amino-3-methyl-butoxy)-3-(4-chloro-2-methyl-2H-pyrazol-3-yl)-phenyl]-nicotinamide;

25 4-Chloro-1-methyl-1H-pyrazole-3-carboxylic acid [4-(2-amino-ethoxy)-3-(2-methyl-2H-pyrazol-3-yl)-phenyl]-amide;

1-Methyl-1H-pyrrole-2-carboxylic acid [4-(2-amino-ethoxy)-3-(2-methyl-2H-pyrazol-3-yl)-phenyl]-amide;

30 N-[4-(2-Amino-ethoxy)-3-(4-chloro-2-methyl-2H-pyrazol-3-yl)-phenyl]-3-chloro-4-methoxy-benzamide;

5-Methyl-1H-pyrazole-3-carboxylic acid [4-(2-amino-ethoxy)-3-(2-methyl-2H-pyrazol-3-yl)-phenyl]-amide;

N-[4-(2-Amino-ethoxy)-3-(2-methyl-2H-pyrazol-3-yl)-phenyl]-2-fluoro-4-methoxy-benzamide;

35 N-[4-(2-Amino-ethoxy)-3-(2-methyl-2H-pyrazol-3-yl)-phenyl]-3,4,5-trimethoxy-benzamide;

N-[4-(2-Amino-ethoxy)-3-(2-methyl-2H-pyrazol-3-yl)-phenyl]-3-cyclohexyl-propionamide;

N-[4-(2-Amino-ethoxy)-3-(2-methyl-2H-pyrazol-3-yl)-phenyl]-6-methyl-nicotinamide;

5 N-[4-(2-Amino-ethoxy)-3-(4-chloro-2-methyl-2H-pyrazol-3-yl)-phenyl]-2,6-difluoro-4-methoxy-benzamide;

5-(4-Chloro-phenyl)-2-trifluoromethyl-furan-3-carboxylic acid [4-(2-amino-ethoxy)-3-(2-methyl-2H-pyrazol-3-yl)-phenyl]-amide;

10 5-Methyl-isoxazole-4-carboxylic acid [4-(2-amino-ethoxy)-3-(4-chloro-2-methyl-2H-pyrazol-3-yl)-phenyl]-amide;

5-Methyl-thiophene-2-carboxylic acid [4-(2-amino-ethoxy)-3-(2-methyl-2H-pyrazol-3-yl)-phenyl]-amide;

N-[4-(2-Amino-ethoxy)-3-(4-chloro-2-methyl-2H-pyrazol-3-yl)-phenyl]-2-bromo-5-methoxy-benzamide;

15 N-[4-(2-Amino-ethoxy)-3-(2-methyl-2H-pyrazol-3-yl)-phenyl]-2-(4-fluoro-phenyl)-acetamide;

N-[4-((S)-2-Amino-4-methyl-pentyloxy)-3-(4-chloro-2-methyl-2H-pyrazol-3-yl)-phenyl]-nicotinamide;

20 N-[4-(2-Amino-ethoxy)-3-(2-methyl-2H-pyrazol-3-yl)-phenyl]-2-fluoro-5-methoxy-benzamide;

3,4-Dihydro-2H-quinoline-1-carboxylic acid [4-(2-amino-ethoxy)-3-(4-bromo-2-methyl-2H-pyrazol-3-yl)-phenyl]-amide;

1H-Imidazole-4-carboxylic acid [4-(2-amino-ethoxy)-3-(2-methyl-2H-pyrazol-3-yl)-phenyl]-amide;

25 N-[4-(2-Amino-ethoxy)-3-(2-methyl-2H-pyrazol-3-yl)-phenyl]-3-chloro-4-methoxy-benzamide;

N-[4-(2-Amino-ethoxy)-3-(2-methyl-2H-pyrazol-3-yl)-phenyl]-3-bromo-4-methoxy-benzamide;

30 4,5-Dimethyl-furan-2-carboxylic acid [4-(2-amino-ethoxy)-3-(2-methyl-2H-pyrazol-3-yl)-phenyl]-amide;

1-Methyl-5-trifluoromethyl-1H-pyrazole-4-carboxylic acid [4-(2-amino-ethoxy)-3-(2-methyl-2H-pyrazol-3-yl)-phenyl]-amide;

1-tert-Butyl-5-methyl-1H-pyrazole-3-carboxylic acid [4-(2-amino-ethoxy)-3-(2-methyl-2H-pyrazol-3-yl)-phenyl]-amide;

35 N-[4-(2-Amino-ethoxy)-3-(2-methyl-2H-pyrazol-3-yl)-phenyl]-6-phenoxy-nicotinamide;

N-[4-(2-Amino-ethoxy)-3-(4-chloro-2-methyl-2H-pyrazol-3-yl)-phenyl]-4-methoxy-3-trifluoromethyl-benzamide;

Cyclopentanecarboxylic acid [4-(2-amino-ethoxy)-3-(2-methyl-2H-pyrazol-3-yl)-phenyl]-amide;

5 5-Methyl-isoxazole-3-carboxylic acid [4-(2-amino-ethoxy)-3-(2-methyl-2H-pyrazol-3-yl)-phenyl]-amide;

N-[4-(2-Amino-ethoxy)-3-(2-methyl-2H-pyrazol-3-yl)-phenyl]-2-(2,6-difluorophenyl)-acetamide;

10 N-[4-(2-Amino-ethoxy)-3-(2-methyl-2H-pyrazol-3-yl)-phenyl]-2-(3,5-dimethyl-pyrazol-1-yl)-acetamide;

N-[4-(2-Amino-ethoxy)-3-(4-chloro-2-methyl-2H-pyrazol-3-yl)-phenyl]-6-pyrrolidin-1-yl-nicotinamide;

N-[4-(2-Amino-ethoxy)-3-(2-methyl-2H-pyrazol-3-yl)-phenyl]-2-(3-methoxyphenyl)-acetamide;

15 N-[4-(2-Amino-2-methyl-propoxy)-3-(2-methyl-2H-pyrazol-3-yl)-phenyl]-2-(4-chloro-phenyl)-acetamide;

2-Methyl-furan-3-carboxylic acid [4-(2-amino-ethoxy)-3-(2-methyl-2H-pyrazol-3-yl)-phenyl]-amide;

20 2-Ethyl-5-methyl-2H-pyrazole-3-carboxylic acid [4-(2-amino-ethoxy)-3-(4-chloro-2-methyl-2H-pyrazol-3-yl)-phenyl]-amide;

N-[4-(2-Amino-ethoxy)-3-(2-methyl-2H-pyrazol-3-yl)-phenyl]-6-morpholin-4-yl-nicotinamide;

3,4-Dihydro-1H-isoquinoline-2-carboxylic acid [4-(2-amino-ethoxy)-3-(2-methyl-2H-pyrazol-3-yl)-phenyl]-amide;

25 N-[4-(2-Amino-ethoxy)-3-(2-methyl-2H-pyrazol-3-yl)-phenyl]-2-fluoro-3-methoxy-benzamide;

N-[4-((R)-2-Amino-4-methyl-pentyloxy)-3-(4-chloro-2-methyl-2H-pyrazol-3-yl)-phenyl]-nicotinamide;

30 3,5-Dimethyl-isoxazole-4-carboxylic acid [4-(2-amino-ethoxy)-3-(2-methyl-2H-pyrazol-3-yl)-phenyl]-amide;

3-Methyl-benzofuran-2-carboxylic acid [4-(2-amino-ethoxy)-3-(2-methyl-2H-pyrazol-3-yl)-phenyl]-amide;

Cyclopentanecarboxylic acid [4-(2-amino-ethoxy)-3-(4-chloro-2-methyl-2H-pyrazol-3-yl)-phenyl]-amide;

35 N-[4-(2-Amino-2-methyl-propoxy)-3-(4-bromo-2-methyl-2H-pyrazol-3-yl)-phenyl]-3-trifluoromethoxy-benzamide;

5-Methyl-isoxazole-3-carboxylic acid [4-[2-amino-2-(tetrahydro-pyran-4-yl)-ethoxy]-3-(4-chloro-2-methyl-2H-pyrazol-3-yl)-phenyl]-amide;

N-[4-((S)-2-Amino-propoxy)-3-(4-chloro-2-methyl-2H-pyrazol-3-yl)-phenyl]-2-fluoro-4-methoxy-benzamide;

5 Isopropyl-2H-pyrazole-3-carboxylic acid [4-(2-amino-ethoxy)-3-(4-chloro-2-methyl-2H-pyrazol-3-yl)-phenyl]-amide;

N-[4-(2-Amino-ethoxy)-3-(2-methyl-2H-pyrazol-3-yl)-phenyl]-3-fluoro-4-methoxy-benzamide;

10 5-Methyl-2H-pyrazole-3-carboxylic acid [4-(2-amino-ethoxy)-3-(2-methyl-2H-pyrazol-3-yl)-phenyl]-amide;

N-[4-(2-Amino-2-methyl-propoxy)-3-(4-bromo-2-methyl-2H-pyrazol-3-yl)-phenyl]-3-bromo-benzamide;

1-Phenyl-5-trifluoromethyl-1H-pyrazole-4-carboxylic acid [4-(2-amino-ethoxy)-3-(2-methyl-2H-pyrazol-3-yl)-phenyl]-amide;

15 5-tert-Butyl-2-methyl-2H-pyrazole-3-carboxylic acid [4-(2-amino-ethoxy)-3-(4-chloro-2-methyl-2H-pyrazol-3-yl)-phenyl]-amide;

5-Methyl-1H-pyrazole-3-carboxylic acid [4-(2-amino-ethoxy)-3-(4-chloro-2-methyl-2H-pyrazol-3-yl)-phenyl]-amide;

20 N-[4-((R)-2-Amino-3-methyl-butoxy)-3-(4-chloro-2-methyl-2H-pyrazol-3-yl)-phenyl]-nicotinamide;

N-[4-((S)-2-Amino-propoxy)-3-(2-methyl-2H-pyrazol-3-yl)-phenyl]-3-methoxy-benzamide;

4-Acetylamino-N-[4-(2-amino-2-methyl-propoxy)-3-(4-bromo-2-methyl-2H-pyrazol-3-yl)-phenyl]-benzamide;

25 N-[4-(2-Amino-ethoxy)-3-(2-methyl-2H-pyrazol-3-yl)-phenyl]-3-cyclopentyloxy-4-methoxy-benzamide;

Cinnoline-4-carboxylic acid [4-(2-amino-ethoxy)-3-(4-chloro-2-methyl-2H-pyrazol-3-yl)-phenyl]-amide;

30 5-Phenyl-isoxazole-3-carboxylic acid [4-(2-amino-ethoxy)-3-(2-methyl-2H-pyrazol-3-yl)-phenyl]-amide;

1-(4-Chloro-phenyl)-5-trifluoromethyl-1H-pyrazole-4-carboxylic acid [4-(2-amino-ethoxy)-3-(2-methyl-2H-pyrazol-3-yl)-phenyl]-amide;

N-[4-(2-Amino-ethoxy)-3-(4-chloro-2-methyl-2H-pyrazol-3-yl)-phenyl]-3-fluoro-4-methyl-benzamide;

35 N-[4-(2-Amino-ethoxy)-3-(2-methyl-2H-pyrazol-3-yl)-phenyl]-4-fluoro-benzamide;

2,3,4,5-Tetrahydro-benzo[b][1,4]diazepine-1-carboxylic acid [4-(2-amino-ethoxy)-3-(2-methyl-2H-pyrazol-3-yl)-phenyl]-amide;

N-[4-((S)-2-Amino-propoxy)-3-(2-methyl-2H-pyrazol-3-yl)-phenyl]-4-trifluoromethoxy-benzamide;

5 4-Chloro-1-ethyl-1H-pyrazole-3-carboxylic acid [4-(2-amino-ethoxy)-3-(4-chloro-2-methyl-2H-pyrazol-3-yl)-phenyl]-amide;

N-[4-(2-Amino-ethoxy)-3-(2-methyl-2H-pyrazol-3-yl)-phenyl]-2-(1H-indol-3-yl)-acetamide;

10 4-Methyl-piperazine-1-carboxylic acid [4-(2-amino-ethoxy)-3-(4-bromo-2-methyl-2H-pyrazol-3-yl)-phenyl]-amide;

N-[4-(2-Amino-ethoxy)-3-(2-methyl-2H-pyrazol-3-yl)-phenyl]-6-cyano-nicotinamide;

N-[4-(2-Amino-ethoxy)-3-(2-methyl-2H-pyrazol-3-yl)-phenyl]-3-fluoro-4-methyl-benzamide;

15 6-Oxo-6H-pyran-3-carboxylic acid [4-(2-amino-ethoxy)-3-(4-chloro-2-methyl-2H-pyrazol-3-yl)-phenyl]-amide;

N-[4-(2-Amino-ethoxy)-3-(2-methyl-2H-pyrazol-3-yl)-phenyl]-3-chloro-4-fluoro-benzamide;

20 4-Trifluoromethyl-cyclohexanecarboxylic acid [4-(2-amino-ethoxy)-3-(4-chloro-2-methyl-2H-pyrazol-3-yl)-phenyl]-amide;

N-[4-(2-Amino-ethoxy)-3-(4-chloro-2-methyl-2H-pyrazol-3-yl)-phenyl]-4-chloro-3-fluoro-benzamide;

N-[4-(2-Amino-ethoxy)-3-(4-chloro-2-methyl-2H-pyrazol-3-yl)-phenyl]-2-methylsulfanyl-nicotinamide;

25 Octahydro-isoquinoline-2-carboxylic acid [4-(2-amino-ethoxy)-3-(2-methyl-2H-pyrazol-3-yl)-phenyl]-amide;

2,5-Dichloro-thiophene-3-carboxylic acid [4-((S)-2-amino-propoxy)-3-(2-methyl-2H-pyrazol-3-yl)-phenyl]-amide;

30 N-[4-(2-Amino-2-methyl-propoxy)-3-(2-methyl-2H-pyrazol-3-yl)-phenyl]-3-trifluoromethyl-benzamide;

4-Fluoro-5-methyl-1H-pyrazole-3-carboxylic acid [4-(2-amino-ethoxy)-3-(2-methyl-2H-pyrazol-3-yl)-phenyl]-amide;

1H-Benzotriazole-5-carboxylic acid [4-(2-amino-ethoxy)-3-(4-chloro-2-methyl-2H-pyrazol-3-yl)-phenyl]-amide;

35 6-Acetylamino-N-[4-(2-amino-ethoxy)-3-(2-methyl-2H-pyrazol-3-yl)-phenyl]-nicotinamide;

N-[4-(2-Amino-ethoxy)-3-(2-methyl-2H-pyrazol-3-yl)-phenyl]-3-fluoro-4-trifluoromethyl-benzamide;

N-[4-(2-Amino-ethoxy)-3-(4-chloro-2-methyl-2H-pyrazol-3-yl)-phenyl]-3,4-difluoro-benzamide;

5 N-[4-(2-Amino-ethoxy)-3-(2-methyl-2H-pyrazol-3-yl)-phenyl]-2-chloro-6-fluoro-benzamide;

Thiophene-2-carboxylic acid [4-(2-amino-ethoxy)-3-(4-chloro-2-methyl-2H-pyrazol-3-yl)-phenyl]-amide;

10 N-[4-(2-Amino-ethoxy)-3-(4-chloro-2-methyl-2H-pyrazol-3-yl)-phenyl]-4-(1,1-dioxo-1 λ ⁶-thiomorpholin-4-ylmethyl)-benzamide;

Benzo[c]isoxazole-3-carboxylic acid [4-(2-amino-ethoxy)-3-(4-chloro-2-methyl-2H-pyrazol-3-yl)-phenyl]-amide;

5-Butyl-4-fluoro-1H-pyrazole-3-carboxylic acid [4-(2-amino-ethoxy)-3-(2-methyl-2H-pyrazol-3-yl)-phenyl]-amide;

15 N-[4-(2-Amino-ethoxy)-3-(4-chloro-2-methyl-2H-pyrazol-3-yl)-phenyl]-3,5-difluoro-benzamide;

N-[4-(2-Amino-2-methyl-propoxy)-3-(2-methyl-2H-pyrazol-3-yl)-phenyl]-3-trifluoromethoxy-benzamide;

20 N-[4-(2-Amino-ethoxy)-3-(2-methyl-2H-pyrazol-3-yl)-phenyl]-4-methoxy-3,5-dimethyl-benzamide;

N-[4-(2-Amino-ethoxy)-3-(2-methyl-2H-pyrazol-3-yl)-phenyl]-3-methoxy-benzamide;

N-[4-(2-Amino-2-methyl-propoxy)-3-(4-bromo-2-methyl-2H-pyrazol-3-yl)-phenyl]-2-methoxy-benzamide;

25 3-Chloro-benzo[b]thiophene-2-carboxylic acid [4-(2-amino-ethoxy)-3-(2-methyl-2H-pyrazol-3-yl)-phenyl]-amide;

8-Methoxy-1,2,3,4-tetrahydro-naphthalene-2-carboxylic acid [4-(2-amino-ethoxy)-3-(2-methyl-2H-pyrazol-3-yl)-phenyl]-amide;

30 4-Chloro-2,3-dihydro-indole-1-carboxylic acid [4-(2-amino-ethoxy)-3-(2-methyl-2H-pyrazol-3-yl)-phenyl]-amide;

5-Methyl-isoxazole-3-carboxylic acid [4-((S)-2-amino-3,3-dimethyl-butoxy)-3-(4-chloro-2-methyl-2H-pyrazol-3-yl)-phenyl]-amide;

Cyclopropanecarboxylic acid [4-(2-amino-ethoxy)-3-(4-chloro-2-methyl-2H-pyrazol-3-yl)-phenyl]-amide;

35 5,6-Dihydro-4H-pyrimidine-1-carboxylic acid [4-(2-amino-ethoxy)-3-(4-bromo-2-methyl-2H-pyrazol-3-yl)-phenyl]-amide;

2,5-Dimethyl-2H-pyrazole-3-carboxylic acid [4-(2-amino-ethoxy)-3-(2-methyl-2H-pyrazol-3-yl)-phenyl]-amide;

4-Acetyl-N-[4-(2-amino-ethoxy)-3-(2-methyl-2H-pyrazol-3-yl)-phenyl]-benzamide;

5 4,4-Difluoro-cyclohexanecarboxylic acid [4-(2-amino-ethoxy)-3-(4-chloro-2-methyl-2H-pyrazol-3-yl)-phenyl]-amide;

3-Chloro-6-fluoro-benzo[b]thiophene-2-carboxylic acid [4-(2-amino-ethoxy)-3-(2-methyl-2H-pyrazol-3-yl)-phenyl]-amide;

10 3-Chloro-thiophene-2-carboxylic acid [4-(2-amino-ethoxy)-3-(4-chloro-2-methyl-2H-pyrazol-3-yl)-phenyl]-amide;

N-[4-(2-Amino-2-methyl-propoxy)-3-(4-bromo-2-methyl-2H-pyrazol-3-yl)-phenyl]-3-methoxy-benzamide;

5-Methyl-isoxazole-3-carboxylic acid [4-((S)-2-amino-2-cyclohexyl-ethoxy)-3-(4-chloro-2-methyl-2H-pyrazol-3-yl)-phenyl]-amide;

15 {2-[4-(3-Methoxy-benzoylamino)-2-(2-methyl-2H-pyrazol-3-yl)-phenoxy]-ethyl}-carbamic acid 4-nitro-phenyl ester;

N-[4-[2-((S)-2-Acetylamino-4-methylsulfonyl-butrylamino)-ethoxy]-3-(2-methyl-2H-pyrazol-3-yl)-phenyl]-3-methoxy-benzamide;

20 {2-[4-(3-Methoxy-benzoylamino)-2-(2-methyl-2H-pyrazol-3-yl)-phenoxy]-ethyl}-carbamic acid 2-chloro-ethyl ester;

{2-[4-(3-Methoxy-benzoylamino)-2-(2-methyl-2H-pyrazol-3-yl)-phenoxy]-ethyl}-carbamic acid ethyl ester;

{2-[4-(3-Methoxy-benzoylamino)-2-(2-methyl-2H-pyrazol-3-yl)-phenoxy]-ethyl}-carbamic acid 2-dimethylamino-ethyl ester;

25 N-[4-[2-(2-Dimethylamino-acetylamino)-ethoxy]-3-(2-methyl-2H-pyrazol-3-yl)-phenyl]-3-methoxy-benzamide;

Acetic acid 1-{2-[4-(3-methoxy-benzoylamino)-2-(2-methyl-2H-pyrazol-3-yl)-phenoxy]-ethyl}carbonyloxy}-ethyl ester;

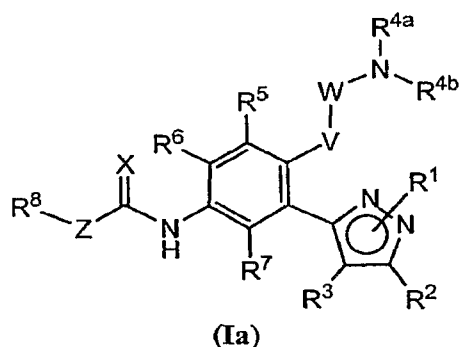
30 N-[4-(2-Hexanoylamino-ethoxy)-3-(2-methyl-2H-pyrazol-3-yl)-phenyl]-3-methoxy-benzamide; and

{2-[4-(3-Methoxy-benzoylamino)-2-(2-methyl-2H-pyrazol-3-yl)-phenoxy]-ethyl}-carbamic acid benzyl ester;

or a pharmaceutically acceptable salt thereof.

35 35. The compound according to any one of claims 1 to 34, wherein said compound is isolated.

36. A pharmaceutical composition comprising a compound according to any one of claims 1 to 34 and a pharmaceutically acceptable carrier.
37. A method for modulating the activity of a 5-HT_{2A} serotonin receptor by contacting the receptor with a compound according to any one of claims 1 to 34.
38. A method for treating a 5-HT_{2A} associated disorder in an individual comprising administering to the individual in need thereof a therapeutically effective amount of a compound according to any one of claims 1 to 34 or a pharmaceutical composition according to claim 36.
39. A method for treating platelet aggregation in an individual comprising administering to said individual in need thereof a therapeutically effective amount of a compound according to any one of claims 1 to 34 or a pharmaceutical composition according to claim 36.
40. A method for treating asthma, a diabetic-related disorder, progressive multifocal leukoencephalopathy, hypertension, or pain in an individual comprising administering to said individual in need thereof a therapeutically effective amount of a compound according to any one of claims 1 to 34 or a pharmaceutical composition according to claim 36.
41. A method for treating a sleep disorder in an individual comprising administering to said individual in need thereof a therapeutically effective amount of a compound according to any one of claims 1 to 34 or a pharmaceutical composition according to claim 36.
42. A method for treating a 5-HT_{2A} serotonin receptor associated disorder in an individual comprising administering to said individual in need thereof a therapeutically effective amount of a compound according to Formula (Ia):



or a pharmaceutically acceptable salt, hydrate or solvate thereof;

wherein:

X is O or S;

V is O or NH;

W is C₁₋₄ alkylene optionally substituted with 1, 2, 3, 4, 5, 6, 7, or 8 substituents selected independently from the group consisting of C₁₋₃ alkyl, C₁₋₄ alkoxy, carboxy, cyano, C₃₋₇ cycloalkyl, C₁₋₃ haloalkyl, halogen, oxo and imino, wherein the C₁₋₃ alkyl is optionally substituted with C₁₋₃ alkylsulfonyl;

Z is C₁₋₄ alkylene optionally substituted with 1, 2, 3, 4, 5, 6, 7, or 8 substituents selected independently from the group consisting of C₁₋₃ alkyl, C₁₋₄ alkoxy, carboxy, cyano, C₁₋₃ haloalkyl, halogen and oxo; or Z is absent;

R¹ is selected from the group consisting of H, C₁₋₆ alkyl, C₂₋₆ alkenyl, C₂₋₆ alkynyl and C₃₋₇ cycloalkyl;

R² is selected from the group consisting of H, C₁₋₆ acyl, C₁₋₆ acyloxy, C₂₋₆ alkenyl, C₁₋₆ alkoxy, C₁₋₆ alkyl, C₁₋₆ alkylcarboxamide, C₂₋₆ alkynyl, C₁₋₆ alkylsulfonamide, C₁₋₆ alkylsulfinyl, C₁₋₆ alkylsulfonyl, C₁₋₆ alkylthio, C₁₋₆ alkylureyl, amino, C₁₋₆ alkylamino, C₂₋₈ dialkylamino, carbo-C₁₋₆-alkoxy, carboxamide, carboxy, cyano, C₃₋₇ cycloalkyl, C₂₋₈ dialkylcarboxamide, C₂₋₈ dialkylsulfonamide, halogen, C₁₋₆ haloalkoxy, C₁₋₆ haloalkyl, C₁₋₆ haloalkylsulfinyl, C₁₋₆ haloalkylsulfonyl, C₁₋₆ haloalkylthio, hydroxyl, thiol, nitro and sulfonamide;

R³ is selected from the group consisting of H, C₂₋₆ alkenyl, C₁₋₆ alkyl, C₁₋₆ alkylcarboxamide, C₂₋₆ alkynyl, C₁₋₆ alkylsulfonamide, carbo-C₁₋₆-alkoxy, carboxamide, carboxy, cyano, C₃₋₇ cycloalkyl, C₂₋₈ dialkylcarboxamide, halogen, heteroaryl and phenyl; and wherein each of the C₂₋₆ alkenyl, C₁₋₆ alkyl, C₂₋₆ alkynyl, C₁₋₆ alkylsulfonamide, C₃₋₇ cycloalkyl, heteroaryl and phenyl groups are optionally substituted with 1, 2, 3, 4, or 5 substituents selected independently from the group consisting of C₁₋₅ acyl, C₁₋₅ acyloxy, C₂₋₆ alkenyl, C₁₋₄ alkoxy, C₁₋₈ alkyl, C₁₋₆ alkylamino, C₂₋₈ dialkylamino, C₁₋₄ alkylcarboxamide, C₂₋₆ alkynyl, C₁₋₄ alkylsulfonamide, C₁₋₄ alkylsulfinyl, C₁₋₄ alkylsulfonyl, C₁₋₄ alkylthio, C₁₋₄ alkylureyl, amino, carbo-C₁₋₆-alkoxy, carboxamide, carboxy, cyano, C₃₋₆ cycloalkyl, C₂₋₆ dialkylcarboxamide, halogen, C₁₋₄ haloalkoxy, C₁₋₄ haloalkyl, C₁₋₄ haloalkylsulfinyl, C₁₋₄ haloalkylsulfonyl, C₁₋₄ haloalkylthio, hydroxyl, nitro and sulfonamide;

R^{4a} is H;

R^{4b} is a mono-valent-metabolically-labile group;

R⁵, R⁶ and R⁷ are each selected independently from the group consisting of H, C₁₋₆ acyl, C₁₋₆ acyloxy, C₂₋₆ alkenyl, C₁₋₆ alkoxy, C₁₋₆ alkyl, C₁₋₆ alkylcarboxamide, C₂₋₆ alkynyl, C₁₋₆ alkylsulfonamide, C₁₋₆ alkylsulfinyl, C₁₋₆ alkylsulfonyl, C₁₋₆ alkylthio, C₁₋₆ alkylureyl, amino, C₁₋₆ alkylamino, C₂₋₈ dialkylamino, C₁₋₆ alkylimino, carbo-C₁₋₆-

alkoxy, carboxamide, carboxy, cyano, C₃₋₇ cycloalkyl, C₂₋₈ dialkylcarboxamide, C₂₋₈ dialkylsulfonamide, halogen, C₁₋₆ haloalkoxy, C₁₋₆ haloalkyl, C₁₋₆ haloalkylsulfanyl, C₁₋₆ haloalkylsulfonyl, C₁₋₆ haloalkylthio, heterocyclyl, hydroxyl, thiol, and nitro;

and

- 5 R⁸ is C₁₋₈-alkyl, aryl, C₃₋₁₀ cycloalkyl, heteroaryl, or heterocyclyl each optionally substituted with substituents selected independently from the group consisting of C₁₋₆ acyl, C₁₋₆ acyloxy, C₂₋₆ alkenyl, C₁₋₆ alkoxy, C₁₋₆ alkyl, C₁₋₆ alkylcarboxamide, C₂₋₆ alkynyl, C₁₋₆ alkylsulfonamide, C₁₋₆ alkylsulfanyl, C₁₋₆ alkylsulfonyl, C₁₋₆ alkylthio, C₁₋₆ alkylureyl, amino, C₁₋₆ alkylamino, C₂₋₈ dialkylamino, 10 C₁₋₆ alkylimino, carbo-C₁₋₆-alkoxy, carboxamide, carboxy, cyano, C₃₋₇ cycloalkyl, C₃₋₇ cycloalkyloxy, C₂₋₈ dialkylcarboxamide, C₂₋₈ dialkylsulfonamide, halogen, C₁₋₆ haloalkoxy, C₁₋₆ haloalkyl, C₁₋₆ haloalkylsulfanyl, C₁₋₆ haloalkylsulfonyl, C₁₋₆ haloalkylthio, heteroaryl, heterocyclyl, hydroxyl, thiol, nitro, phenoxy and phenyl, wherein the C₂₋₆ alkenyl, C₁₋₆ alkyl, C₂₋₆ alkynyl, C₁₋₆ alkylamino, C₁₋₆ alkylimino, C₂₋₈ dialkylamino, heteroaryl, heterocyclyl, phenyl, and phenoxy, and each the substituent is optionally substituted with 1, 2, 3, 4, or 5 substituents selected independently from the group consisting of C₁₋₆ acyl, C₁₋₆ acyloxy, C₂₋₆ alkenyl, C₁₋₆ alkoxy, C₁₋₆ alkyl, C₁₋₆ alkylcarboxamide, C₂₋₆ alkynyl, C₁₋₆ alkylsulfonamide, C₁₋₆ alkylsulfanyl, C₁₋₆ alkylsulfonyl, C₁₋₆ alkylthio, C₁₋₆ alkylureyl, amino, C₁₋₆ alkylamino, C₂₋₈ dialkylamino, 15 carbo-C₁₋₆-alkoxy, carboxamide, carboxy, cyano, C₃₋₇ cycloalkyl, C₂₋₈ dialkylcarboxamide, halogen, C₁₋₆ haloalkoxy, C₁₋₆ haloalkyl, C₁₋₆ haloalkylsulfanyl, C₁₋₆ haloalkylsulfonyl, C₁₋₆ haloalkylthio, heterocyclyl, hydroxyl, thiol and nitro.

43. Use of a compound according to any one of claims 1 to 34 for production of a medicament for use in the treatment of a 5-HT_{2A} associated disorder.
44. Use of a compound according to any one of claims 1 to 34 for production of a medicament for use in the treatment of platelet aggregation.
- 30 45. Use of a compound according to any one of claims 1 to 34 for production of a medicament for use in the treatment of asthma, a diabetic-related disorder, progressive multifocal leukoencephalopathy, hypertension, or pain.
46. Use of a compound according to any one of claims 1 to 34 for production of a medicament for use in the treatment of a sleep disorder.

47. A compound according to any one of claims 1 to 34 for use in a method of treatment of the human or animal body by therapy.
- 5 48. A compound according to any one of claims 1 to 34 for use in a method for the treatment of a 5-HT_{2A} associated disorder in the human or animal body by therapy.
49. A compound according to any one of claims 1 to 34 for use in a method for the treatment of platelet aggregation.
- 10 50. A compound according to any one of claims 1 to 34 for use in a method for the treatment of asthma, a diabetic-related disorder, progressive multifocal leukoencephalopathy, hypertension, or pain.
- 15 51. A compound according to any one of claims 1 to 34 for use in a method for the treatment of sleep disorder.
52. A process for preparing a composition comprising admixing a compound according to any one of claims 1 to 34 and a pharmaceutically acceptable carrier.

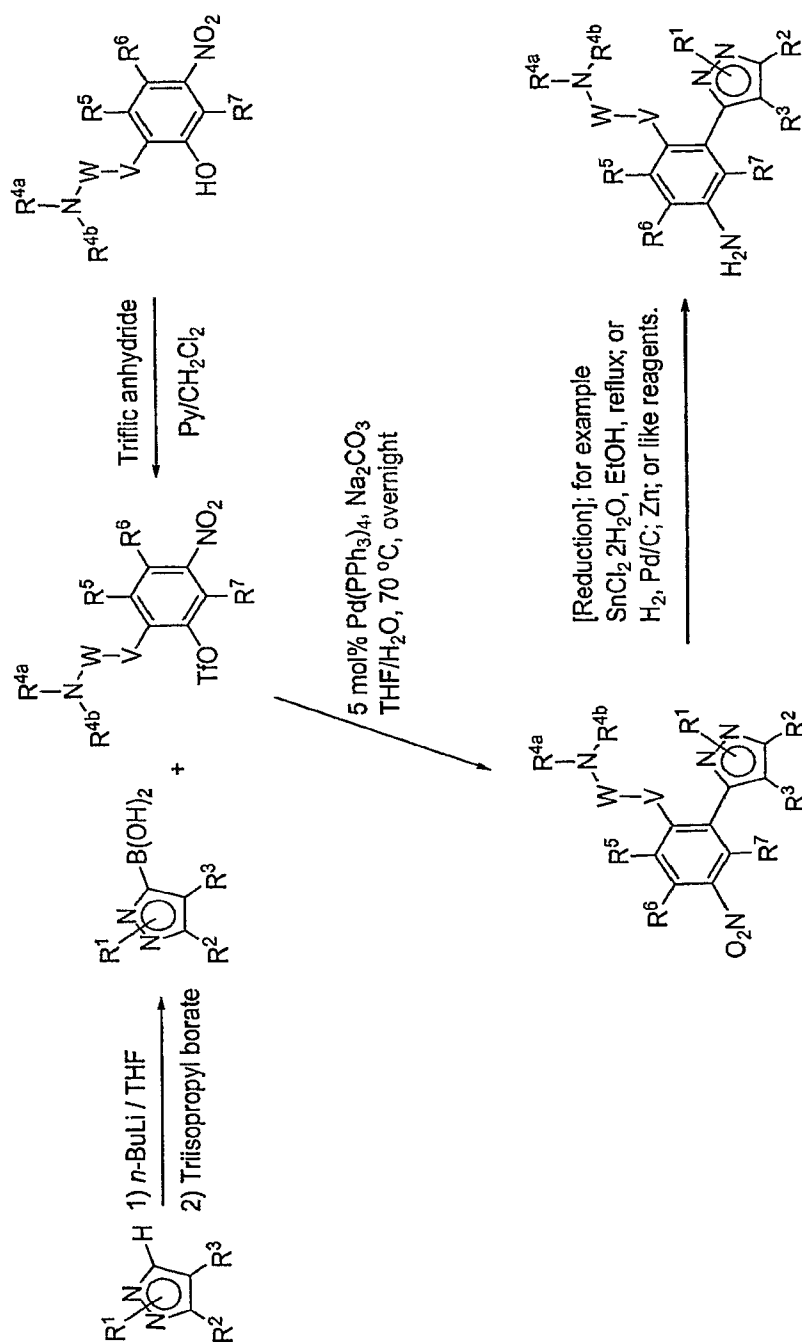


Figure 1

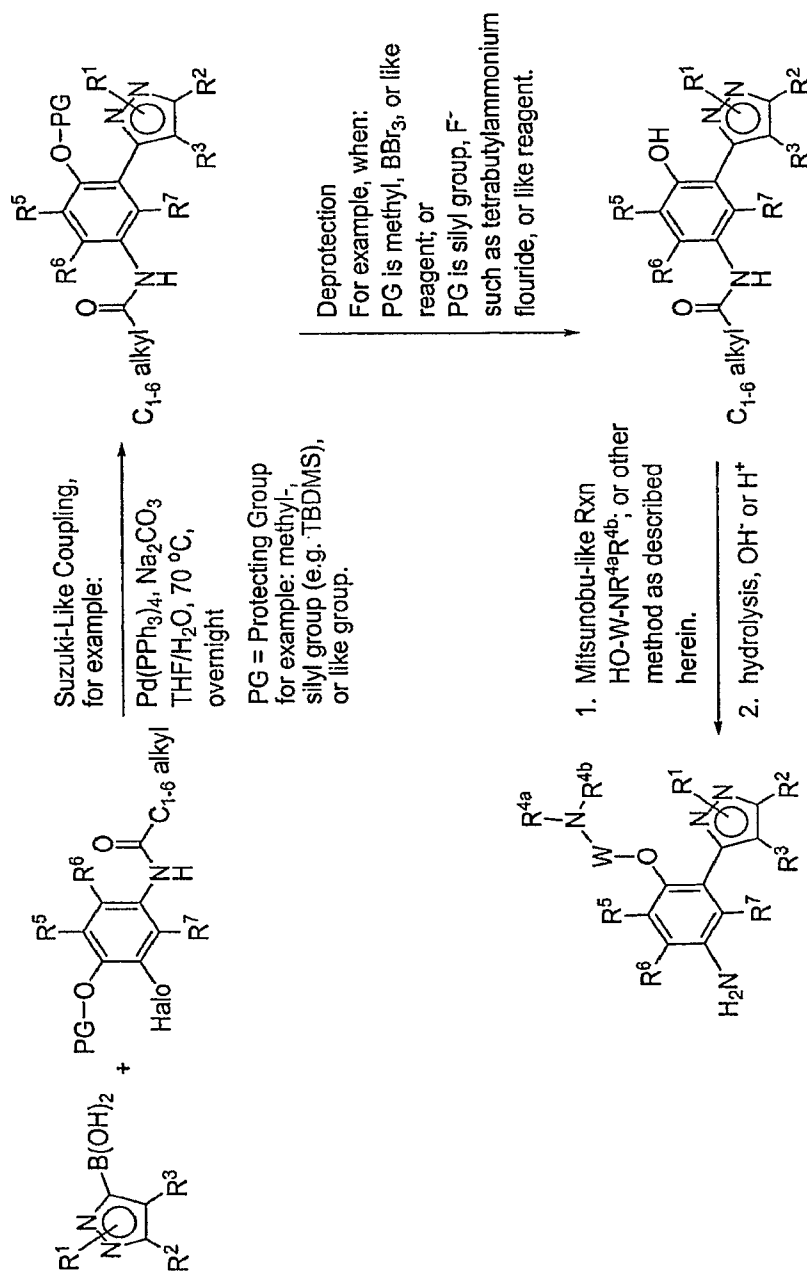
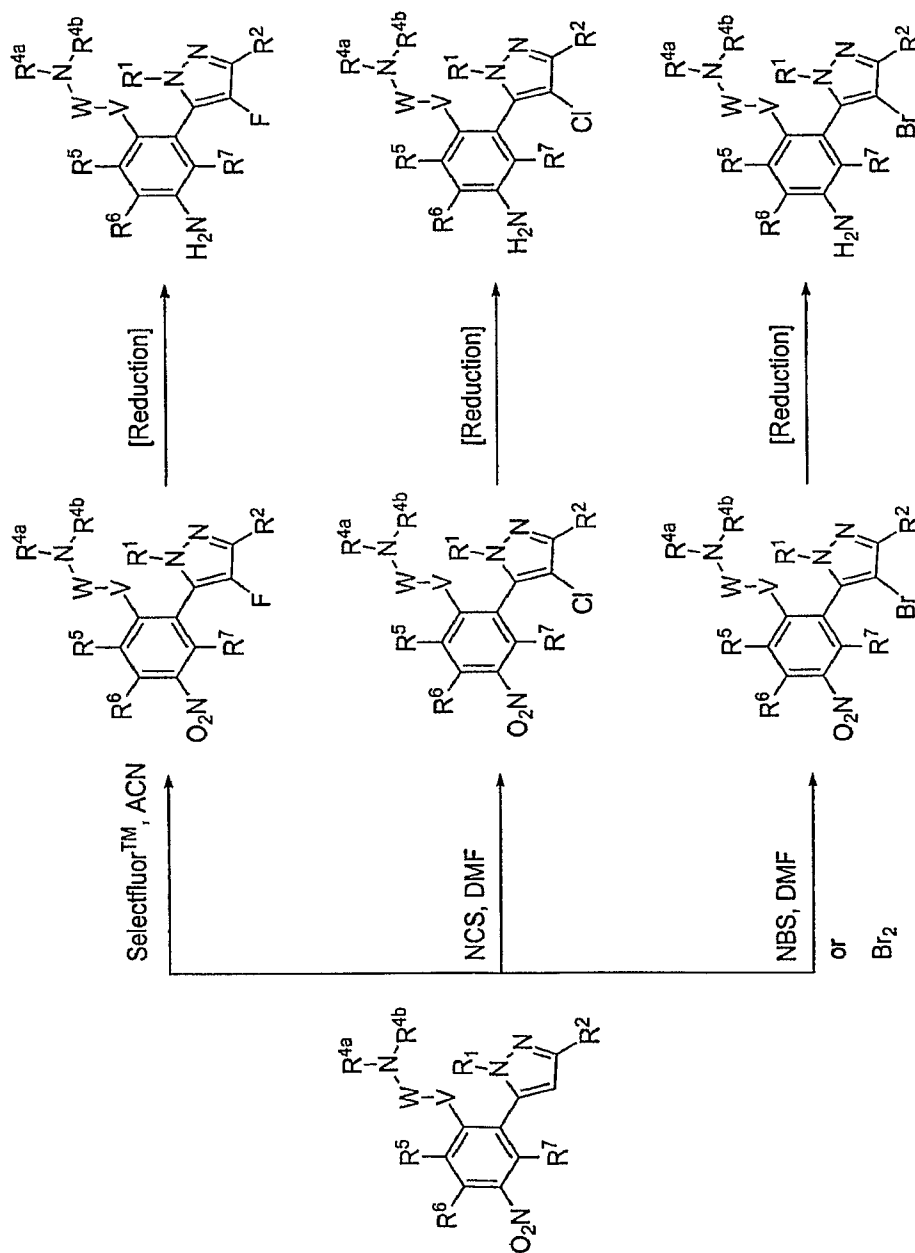


Figure 2

**Figure 3**

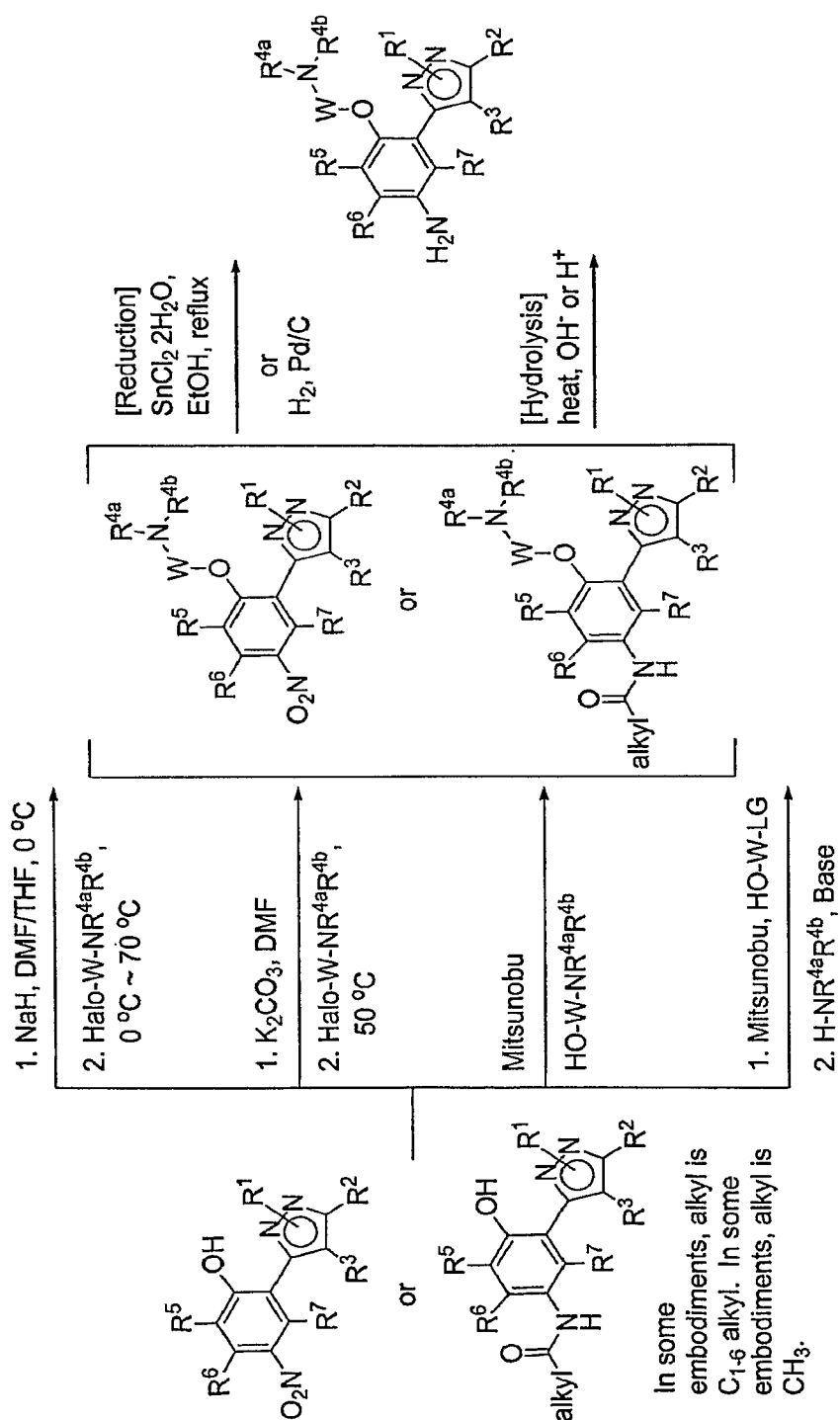


Figure 4

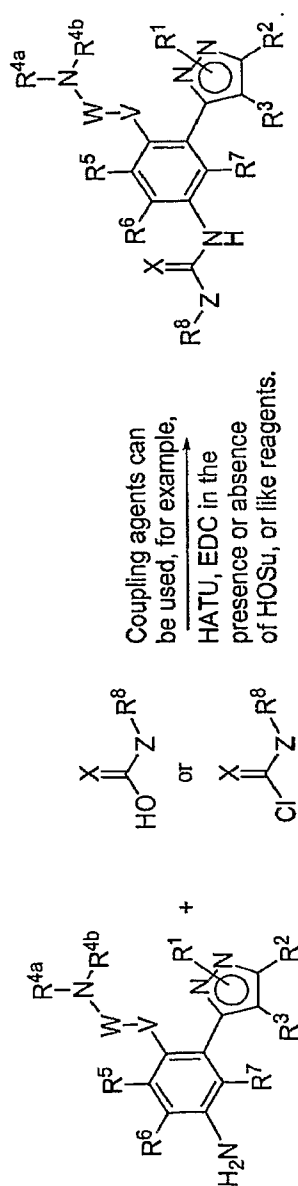


Figure 5

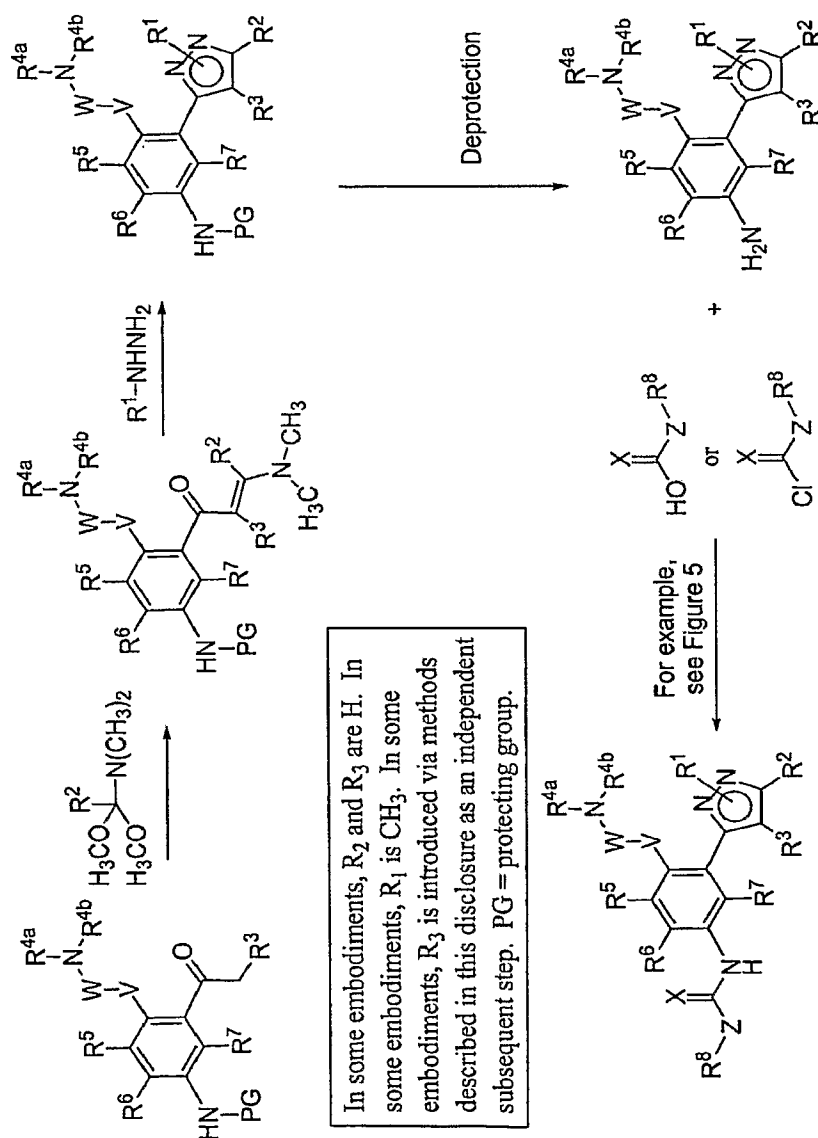


Figure 6

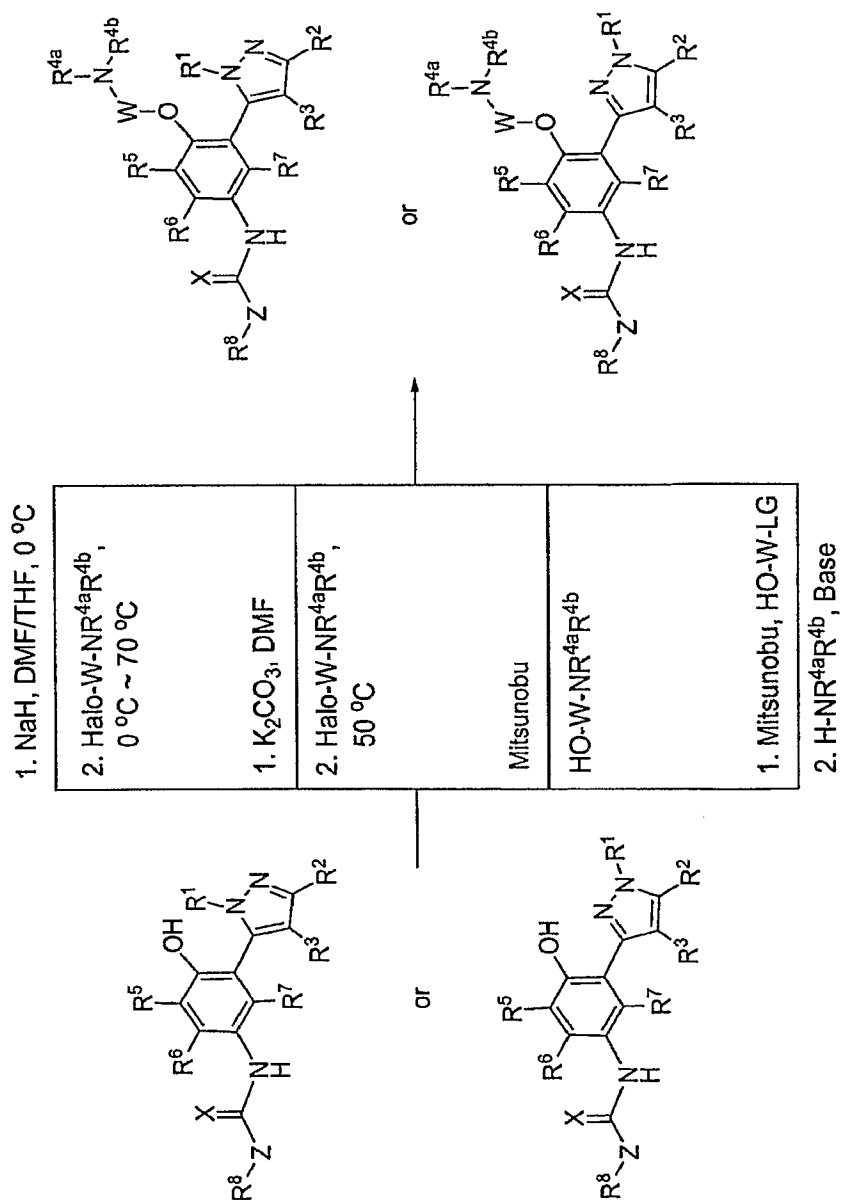


Figure 7

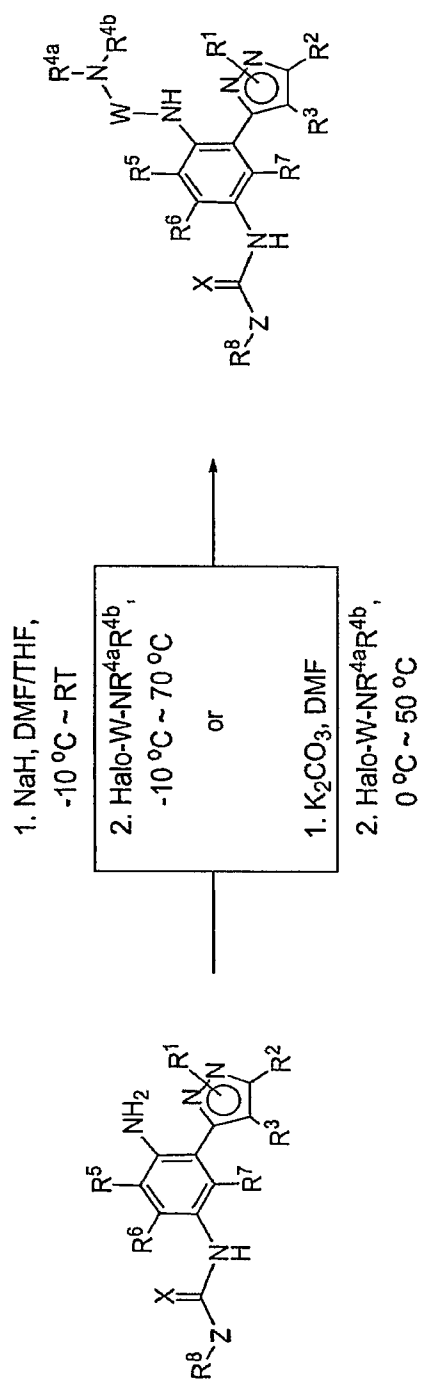


Figure 8

INTERNATIONAL SEARCH REPORT

International application No
PCT/US2007/011834

A. CLASSIFICATION OF SUBJECT MATTER

INV. C07D231/12 C07D231/16 C07D401/12 C07D403/12 C07D405/12
C07D409/12 C07D413/12 C07D417/12 A61K31/415 A61K31/4155
A61P7/00

According to International Patent Classification (IPC) or to both national classification and IPC

B. FIELDS SEARCHED

Minimum documentation searched (classification system followed by classification symbols)

C07D A61K A61P

Documentation searched other than minimum documentation to the extent that such documents are included in the fields searched

Electronic data base consulted during the international search (name of data base and, where practical, search terms used)

EP0-Internal

C. DOCUMENTS CONSIDERED TO BE RELEVANT

Category*	Citation of document, with indication, where appropriate, of the relevant passages	Relevant to claim No.
A	WO 2005/012254 A (ARENA PHARM INC [US]; TEEGARDEN BRADLEY [US]; JAYAKUMAR HONNAPPA [US];) 10 February 2005 (2005-02-10) claim 1 -----	1-52

☐ Further documents are listed in the continuation of Box C.

☒ See patent family annex.

* Special categories of cited documents :

A document defining the general state of the art which is not considered to be of particular relevance

E earlier document but published on or after the international filing date

L document which may throw doubts on priority claim(s) or which is cited to establish the publication date of another citation or other special reason (as specified)

O document referring to an oral disclosure, use, exhibition or other means

P document published prior to the international filing date but later than the priority date claimed

T later document published after the international filing date or priority date and not in conflict with the application but cited to understand the principle or theory underlying the invention

X document of particular relevance; the claimed invention cannot be considered novel or cannot be considered to involve an inventive step when the document is taken alone

Y document of particular relevance; the claimed invention cannot be considered to involve an inventive step when the document is combined with one or more other such documents, such combination being obvious to a person skilled in the art.

& document member of the same patent family

Date of the actual completion of the international search

25 September 2007

Date of mailing of the international search report

02/10/2007

Name and mailing address of the ISA/

European Patent Office, P.B. 5818 Patentlaan 2
NL - 2280 HV Rijswijk
Tel. (+31-70) 340-2040, Tx. 31 651 epo nl,
Fax: (+31-70) 340-3016

Authorized officer

De Jong, Bart

INTERNATIONAL SEARCH REPORT

International application No.
PCT/US2007/011834

Box II Observations where certain claims were found unsearchable (Continuation of item 2 of first sheet)

This International Search Report has not been established in respect of certain claims under Article 17(2)(a) for the following reasons:

1. ☒ Claims Nos.:
because they relate to subject matter not required to be searched by this Authority, namely:

Although claims 37-42 are directed to a method of treatment of the human/animal body, the search has been carried out and based on the alleged effects of the compound/composition.
2. ☐ Claims Nos.:
because they relate to parts of the International Application that do not comply with the prescribed requirements to such an extent that no meaningful International Search can be carried out, specifically:
3. ☐ Claims Nos.:
because they are dependent claims and are not drafted in accordance with the second and third sentences of Rule 6.4(a).

Box III Observations where unity of invention is lacking (Continuation of item 3 of first sheet)

This International Searching Authority found multiple inventions in this international application, as follows:

1. ☐ As all required additional search fees were timely paid by the applicant, this International Search Report covers all searchable claims.
2. ☐ As all searchable claims could be searched without effort justifying an additional fee, this Authority did not invite payment of any additional fee.
3. ☐ As only some of the required additional search fees were timely paid by the applicant, this International Search Report covers only those claims for which fees were paid, specifically claims Nos.:
4. ☐ No required additional search fees were timely paid by the applicant. Consequently, this International Search Report is restricted to the invention first mentioned in the claims; it is covered by claims Nos.:

Remark on Protest

- ☐ The additional search fees were accompanied by the applicant's protest.
- ☐ No protest accompanied the payment of additional search fees.

INTERNATIONAL SEARCH REPORT

Information on patent family members

International application No

PCT/US2007/011834

Patent document cited in search report	Publication date	Patent family member(s)	Publication date
WO 2005012254 A	10-02-2005	AT 313532 T	15-01-2006
		AU 2004261582 A1	10-02-2005
		BR PI0412263 A	19-09-2006
		CA 2533369 A1	10-02-2005
		DE 602004000260 T2	24-08-2006
		DK 1558582 T3	08-05-2006
		EP 1558582 A1	03-08-2005
		ES 2258760 T3	01-09-2006
		HK 1072943 A1	10-03-2006
		HR 20060100 T3	31-03-2007
		IS 8241 A	19-01-2006
		JP 2007039461 A	15-02-2007
		JP 2006528195 T	14-12-2006
		KR 20060041260 A	11-05-2006
		MX PA06000795 A	23-08-2006
		PT 1558582 T	31-05-2006