



US00D780728S

(12) **United States Design Patent**
Shin et al.

(10) **Patent No.:** **US D780,728 S**

(45) **Date of Patent:** **** Mar. 7, 2017**

(54) **GATEWAY TERMINAL**

(71) Applicant: **LG ELECTRONICS INC.**, Seoul (KR)

(72) Inventors: **Daekee Shin**, Seoul (KR); **Hophil Lee**, Seoul (KR); **Younghwan Lee**, Seoul (KR)

(73) Assignee: **LG ELECTRONICS INC.**, Seoul (KR)

(**) Term: **15 Years**

(21) Appl. No.: **29/540,310**

(22) Filed: **Sep. 23, 2015**

(30) **Foreign Application Priority Data**

Mar. 27, 2015 (KR) 30-2015-0015851

(51) **LOC (10) Cl.** **14-03**

(52) **U.S. Cl.**

USPC **D14/242**

(58) **Field of Classification Search**

USPC D14/242, 240, 357, 358, 125, 140-140.9, D14/155, 137, 139, 243, 239, 433, 496, D14/188, 348, 351, 356, 349, 353, 354
CPC H04L 12/00; H03K 17/00; H04W 88/00; H04W 88/005; H04W 88/02; H04W 88/08; H04W 88/085; H04W 88/10; H04W 88/12; H04W 88/14; H04B 1/38
See application file for complete search history.

(56) **References Cited**

U.S. PATENT DOCUMENTS

D325,594 S * 4/1992 Ditzig D10/22
D347,796 S * 6/1994 Wolff D10/22
D518,029 S * 3/2006 Tsang D14/216
D542,279 S * 5/2007 Chan D14/216
D581,414 S * 11/2008 Tellier D14/358

D598,899 S * 8/2009 Tkachuk D14/216
D619,119 S * 7/2010 Graber D14/216
D620,884 S * 8/2010 Lee D13/108
D687,017 S * 7/2013 Ashcraft D14/216

(Continued)

FOREIGN PATENT DOCUMENTS

CN 303826266 * 8/2016
KR 300820652.0000 * 10/2015

(Continued)

OTHER PUBLICATIONS

ZDNet. <URL: <http://www.zdnet.com/article/lg-smart-home-hub-is-an-amazon-echo-lookalike-with-small-display/>>.. Dec. 30, 2015. LG smart home hub.*

Primary Examiner — Bridget L Eland
Assistant Examiner — Lauren McVey
(74) *Attorney, Agent, or Firm* — Ked & Associates LLP

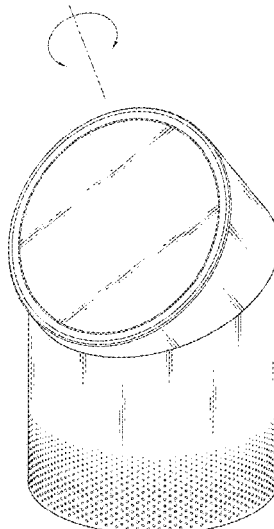
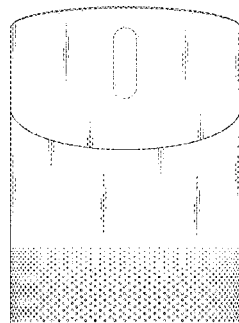
(57) **CLAIM**

We claim the ornamental design for a gateway terminal, as shown and described.

DESCRIPTION

FIG. 1 is a perspective view of a gateway terminal showing our new design;
FIG. 2 is a front elevation view thereof;
FIG. 3 is a rear elevation view thereof;
FIG. 4 is a left-side elevation view thereof;
FIG. 5 is a right-side elevation view thereof;
FIG. 6 is a top plan view thereof;
FIG. 7 is a bottom plan view thereof; and,
FIG. 8 is another perspective view in an alternate position. The broken lines immediately adjacent the claim represent the bounds of the claimed design; the broken lines form no part of the claimed design.

1 Claim, 5 Drawing Sheets



(56)

References Cited

U.S. PATENT DOCUMENTS

D697,027 S * 1/2014 Ho D13/108
D733,107 S * 6/2015 Porter D14/240
D744,541 S * 12/2015 Langhammer D14/203.1
D758,025 S * 5/2016 Ma D30/199

FOREIGN PATENT DOCUMENTS

KR 300859323.0000 * 6/2016
WO D087429-003 * 3/2016

* cited by examiner

FIG. 1

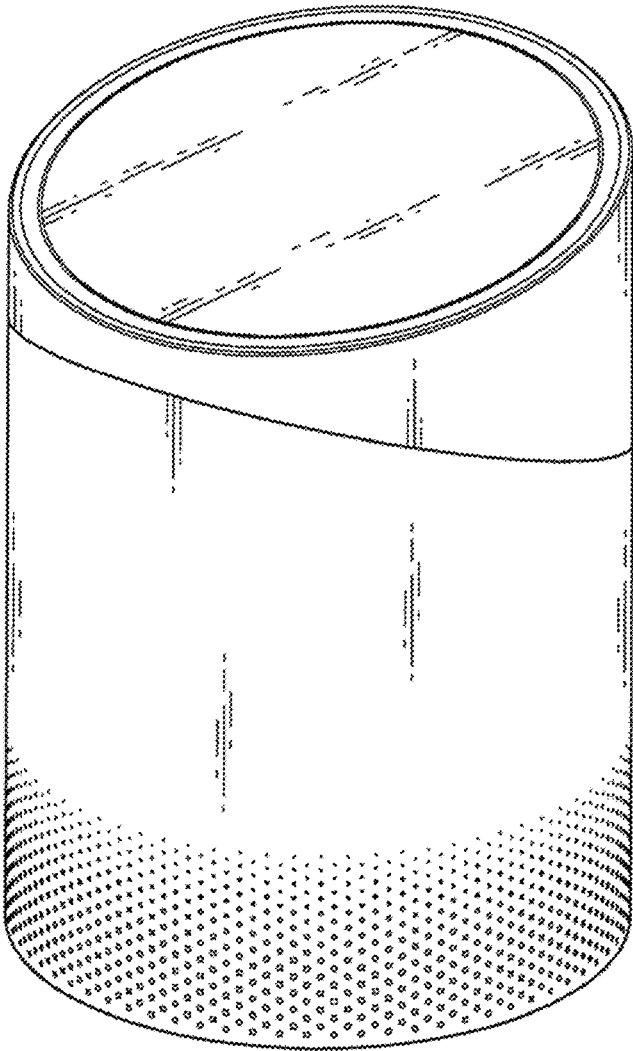


FIG. 2

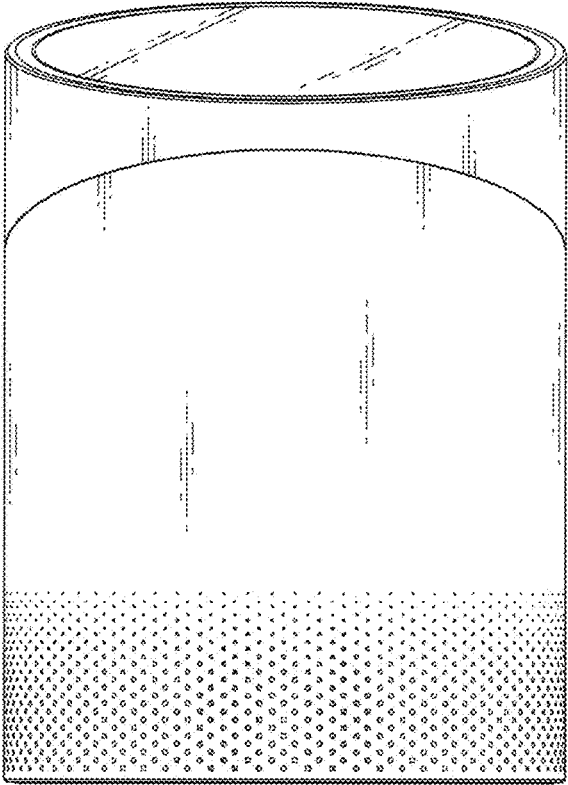


FIG. 3

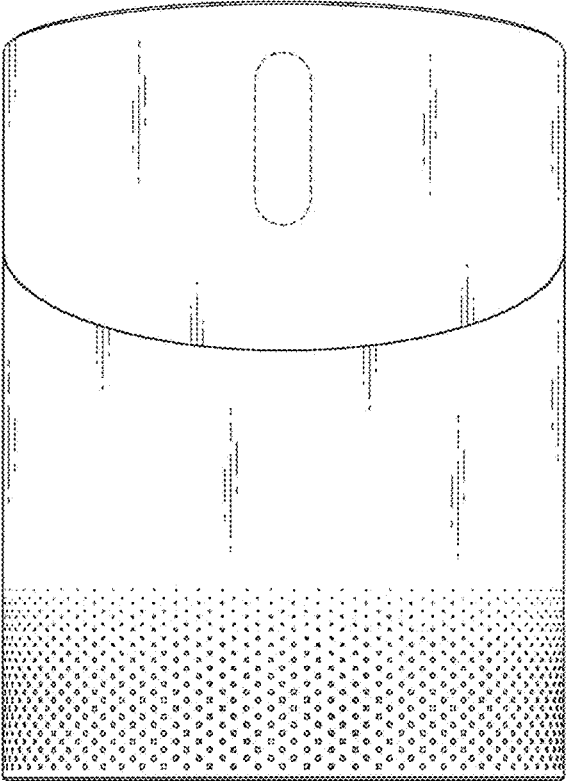


FIG.4

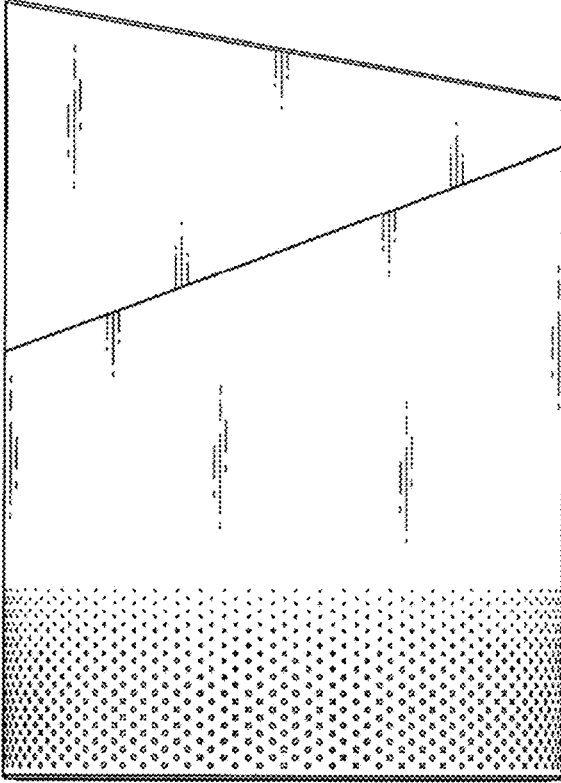


FIG.5

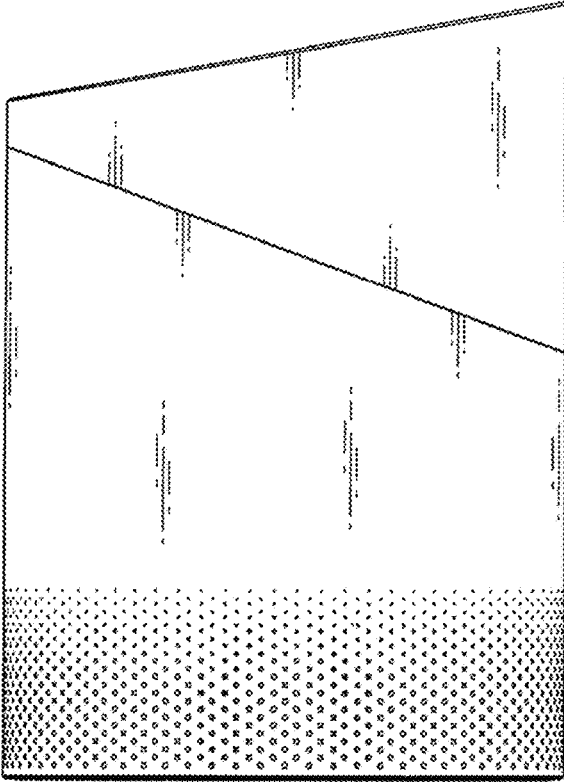


FIG.6

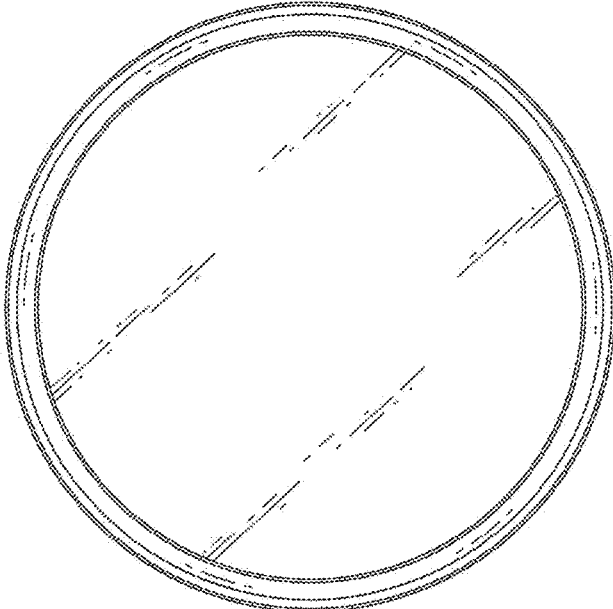


FIG.7




FIG. 8

