July 9, 1929. E. J. JOIRE 1,720,517

JAR CARRIER AND TOP WRENCH

Filed March 6, 1928

Fig. 1.

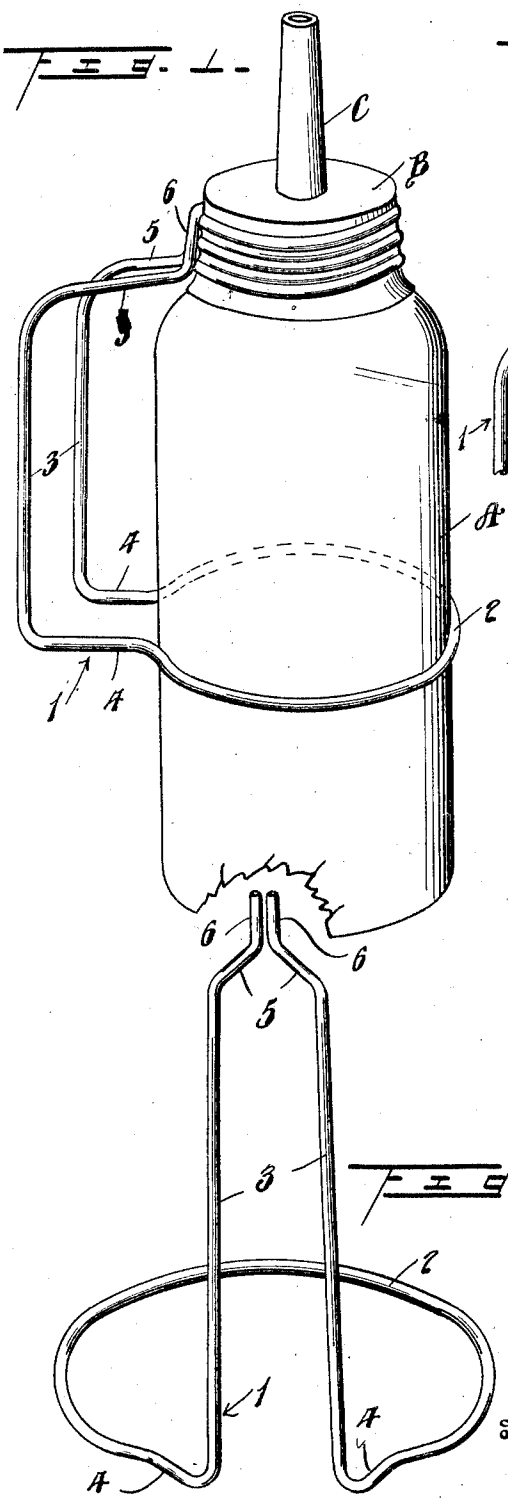

Fig. 3.

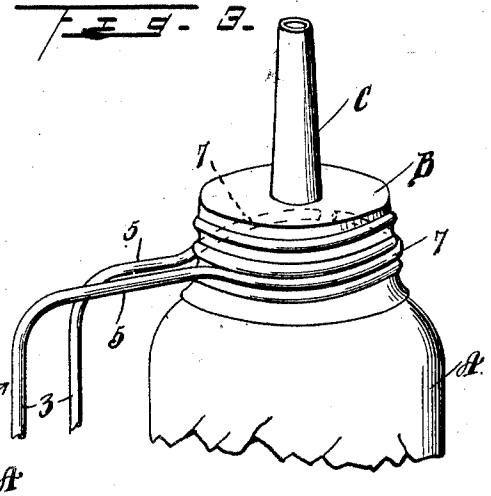

Fig. 4.

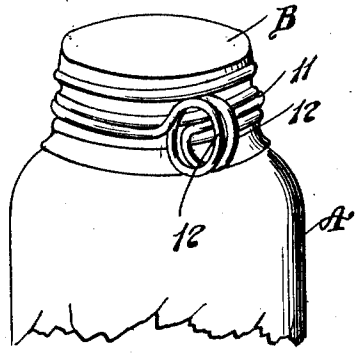

Fig. 2.

Inventor

E. J. Joire.

By L. F. Randolph Jr.

Attorney

Patented July 9, 1929. 1,720,517

UNITED STATES PATENT OFFICE.

ELI J. JOIRE, OF GREEN BAY, WISCONSIN.

JAR CARRIER AND TOP WRENCH.

Application filed March 6, 1923. Serial No. 259,528.

The invention relates to an attachment for screw top jars and particularly to oil dispensing jars for service stations and the like, and has for its object the provision of an attachment comprising a single strand of wire having its ends engaged with the screw top of a jar with a handle portion for handling the jar in decanting its contents.

The invention will be described in detail hereinafter and will be found illustrated in the accompanying drawings in which

Figure 1 is a view in perspective of a jar and top showing the attachment applied thereto,

Figure 2 is a view in perspective of the attachment of Figure 1 removed from the jar,

Figure 3 is a view of a modified form of means for attaching the device to the jar top, and

Figure 4 a further modification of the device.

In the drawings similar reference characters are used to designate corresponding parts in the several views.

In the drawings a jar is shown at A and having a screw top B, and in the forms shown in Figures 1 and 3 the top B is provided with a pouring spout C. The attachment comprises a single length of wire, that in Figures 1 and 2 is designated 1, and is bent intermediate of its ends into a circular formation as shown at 2 to enclose the jar A and has offset and spaced portions 3 forming a handle, said offset portions 3 being connected with the circular portion 2 by means of arms 4. The upper ends of the offset portions 3 are connected by means of arms 5 with upturned ends 6, that are soldered or otherwise secured to the jar top B.

In Figure 3 the ends of the wire 1 are carried around the jar top B as shown at 7 and secured thereto by soldering or otherwise.

In using the article shown in Figures 1 and 3, it will be apparent that the offset portions 3 provide a handle for the carrying of the jar, and tilting it in dispensing the contents, and is particularly adapted for use in automobile service stations for dispensing oil to the crank cases of automobile engines. By securing the ends of the attachment as at 6 in Figure 1, and 7 in Figure 3, to the jar top an effective means for unscrewing and replacing the tops on the jars is provided.

In Figure 4 is shown an attachment of the same character as that shown in Figures 1 and 3 for use on jars with or without spouts on the tops, in which the wire 11 is secured at its ends around the jar top B and is provided with two or more coils intermediate of its ends and extending radially from the top B, said coils being adapted for use as a handle in carrying the jar, also providing a wrench to unscrew and replace the top, and the spring coils may also be utilized for holding a label indicating the contents of the jar.

What is claimed is:—

1. A jar carrier and top wrench, comprising a jar top, a single strand of wire shaped intermediate of its ends to form a handle, and the extremities of the wire secured to said jar top.

2. A jar carrier and top wrench, comprising in combination with a jar and a top therefor, a length of wire having its ends secured to the top and formed adjacent to the top with spaced offset portions forming a handle, and the intermediate portion of the wire shaped to enclose the jar.

3. A jar carrier and top wrench, comprising in combination with a jar, and a top therefor, a length of wire bent intermediate of its ends and shaped to enclose the jar, said wire having offset and spaced portions extending in the direction of the side of the jar forming a handle, and the ends of the wire enclosing the top and secured thereto.

In testimony whereof I affix my signature.

ELI J. JOIRE.