



US00D364952S

United States Patent [19] Cheng

[11] Patent Number: **Des. 364,952**
[45] Date of Patent: ****Dec. 12, 1995**

[54] **BLAZER**

[76] Inventor: **Peter S. C. Cheng**, 5 Ross Street,
Toronto, Ontario, Canada, M5T 1Z8

[**] Term: **14 Years**

[21] Appl. No.: **23,651**

[22] Filed: **May 31, 1994**

2,306,154	12/1942	Bryant	2/95
2,647,262	8/1953	Crothers	D2/842
2,786,207	3/1957	Abraham	2/115
3,230,547	1/1966	Moran, Jr.	D2/854
3,628,192	12/1971	Artz, Sr.	2/130
4,813,081	3/1989	Cliff et al.	2/115
4,933,991	6/1990	Love	2/115

Primary Examiner—C. A. Murphy
Attorney, Agent, or Firm—Kirschstein, et al.

Related U.S. Application Data

[62] Division of Ser. No. 1,251, Nov. 9, 1992, Pat. No. Des. 349,181.

[52] U.S. Cl. **D2/830; D2/828; D2/833**

[58] Field of Search D2/750, 828, 829,
D2/830, 840, 841, 842, 854, 855, 833;
2/94, 95, 102, 115, 130, 113, 908, 909

[56] References Cited

U.S. PATENT DOCUMENTS

D. 95,892	6/1935	Boepple	D2/841
1,342,906	6/1920	Herst	D2/842
1,906,912	5/1933	Lockwood	2/115
2,090,724	8/1937	Drumm	2/130


[57] CLAIM

The ornamental design for a blazer, as shown and described.

DESCRIPTION

FIG. 1 is a perspective view of a blazer showing my new design, the broken lines shown throughout the views being understood to represent conventional stitching, and the partially disclosed conventional button being identical to the front button shown elsewhere in the views;
FIG. 2 is a reduced front elevational view thereof;
FIG. 3 is a rear elevational view of FIG. 2; and,
FIG. 4 is a sectional view taken on line 4—4 of FIG. 1, showing the cut-out portion of the blazer.

1 Claim, 1 Drawing Sheet






FIG. 1




FIG. 2

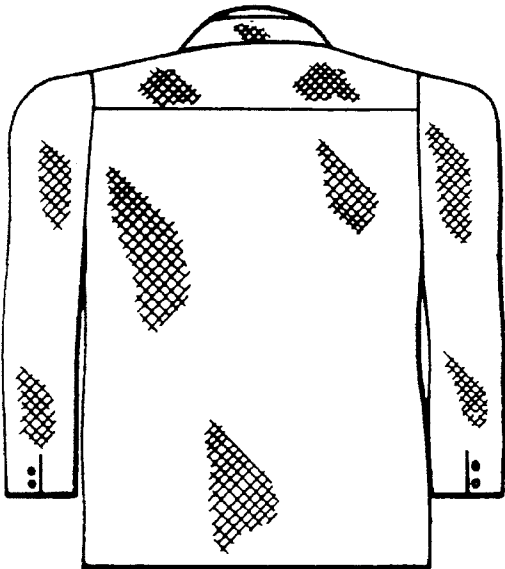


FIG. 3

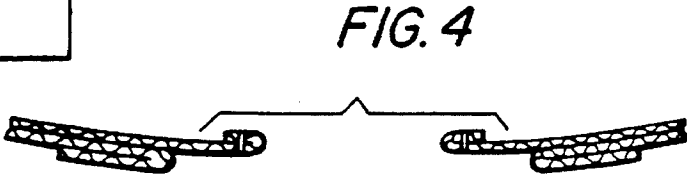


FIG. 4