



US00D641925S

(12) **United States Design Patent**
Ko

(10) **Patent No.:** **US D641,925 S**

(45) **Date of Patent:** **** Jul. 19, 2011**

(54) **RETRACTABLE HOOK AND HOOK
RETAINER TO BE USED IN HAND LAMP**

(76) Inventor: **Wai-Shing Peter Ko**, Peachtree City,
GA (US)

(**) Term: **14 Years**

(21) Appl. No.: **29/382,200**

(22) Filed: **Dec. 30, 2010**

(51) **LOC (9) Cl.** **26-99**

(52) **U.S. Cl.** **D26/138**

(58) **Field of Classification Search** D26/118,
D26/120, 138, 76, 78, 86, 2, 72, 67, 89, 60,
D26/74, 81, 85, 113, 119, 122, 128, 129,
D26/140, 142, 145, 152, 132, 93, 94, 3, 154,
D26/87, 42, 37; D34/29; 315/194, 51; 362/612,
362/307, 294, 545, 555, 146, 145, 396, 362,
362/260; 165/185, 121, 80.3; D12/162;
D8/354, 355, 356, 363, 373, 349, 376; 16/340;
D13/179, 180, 134; D25/163, 157, 158
See application file for complete search history.

(56) **References Cited**

U.S. PATENT DOCUMENTS

D137,334	S	*	2/1944	Siemers	D26/119
D139,758	S	*	12/1944	Hoffman	D26/119
2,465,414	A	*	3/1949	Abshire	313/51
3,696,239	A	*	10/1972	Duddy	362/275
4,272,803	A	*	6/1981	Johnson	362/399
D326,726	S	*	6/1992	Swain, Jr.	D26/51
D458,400	S	*	6/2002	Kovacik et al.	D26/50
6,601,814	B2	*	8/2003	Kovacik et al.	248/339
6,722,774	B2	*	4/2004	Kovacik et al.	362/396
6,830,360	B1	*	12/2004	Galvez	362/235
D504,532	S	*	4/2005	Kovacik et al.	D26/44

D526,077	S	*	8/2006	Leen	D26/42
D538,457	S	*	3/2007	Kovacik et al.	D26/42
7,246,927	B2	*	7/2007	Wikle et al.	362/396
D590,540	S	*	4/2009	Ko	D26/138
7,527,392	B2	*	5/2009	Kovacik et al.	362/260
7,648,261	B2	*	1/2010	Ko et al.	362/396
2002/0191396	A1	*	12/2002	Reiff et al.	362/246
2003/0035287	A1	*	2/2003	Kovacik et al.	362/223
2005/0063179	A1	*	3/2005	Niemann	362/184
2006/0221615	A1	*	10/2006	Bayat et al.	362/260

* cited by examiner

Primary Examiner — Cathron Brooks

Assistant Examiner — Kevin Rudzinski

(57) **CLAIM**

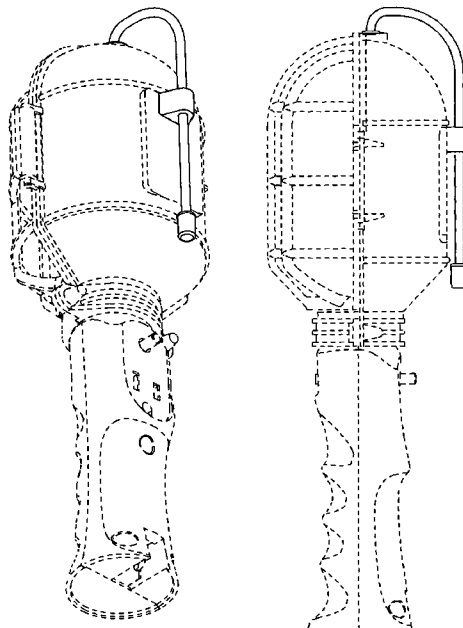
The ornamental design for a retractable hook and hook retainer to be used in hand lamp, as shown and described.

DESCRIPTION

FIG. 1 is a perspective view of a retractable hook and hook retainer to be used in hand lamp showing my invention; FIG. 2 is a rear elevational view of the invention; FIG. 3 is a right-side elevational view of the invention; FIG. 4 is a left-side elevational view of the invention; FIG. 5 is a front elevational view of the invention; FIG. 6 is a top plan view of the invention; FIG. 7 is another front elevational view showing the extended hook, the two circular arrows included demonstrate that the hook is rotatable; and, FIG. 8 is another left-side elevational view showing the extended hook, the two circular arrows included demonstrate that the hook is rotatable.

The broken line showing of hand lamp is included for the purpose of illustrating environment structure and forms no part of the claimed design.

1 Claim, 4 Drawing Sheets



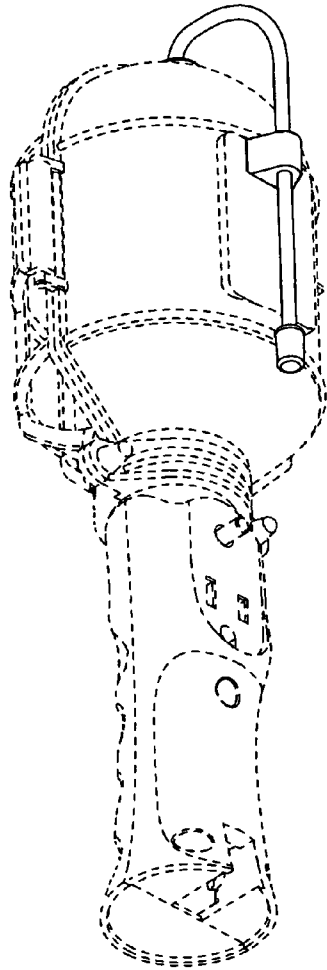


FIG. 1

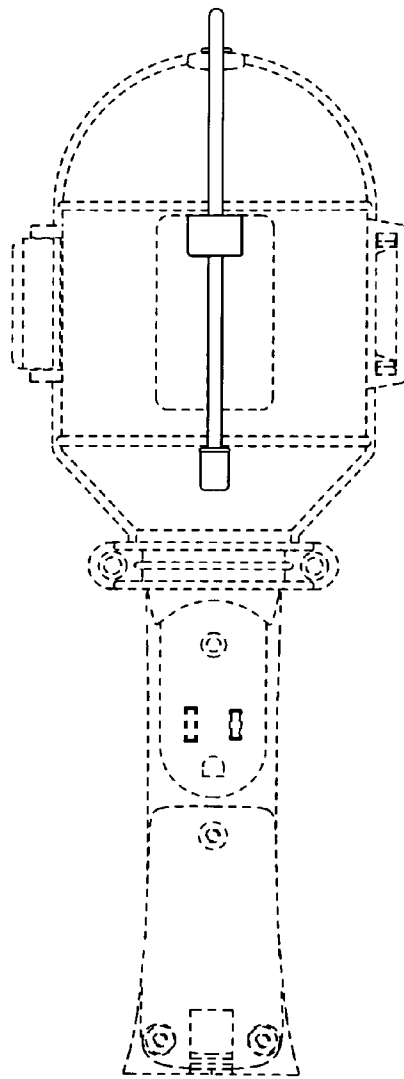


FIG. 2

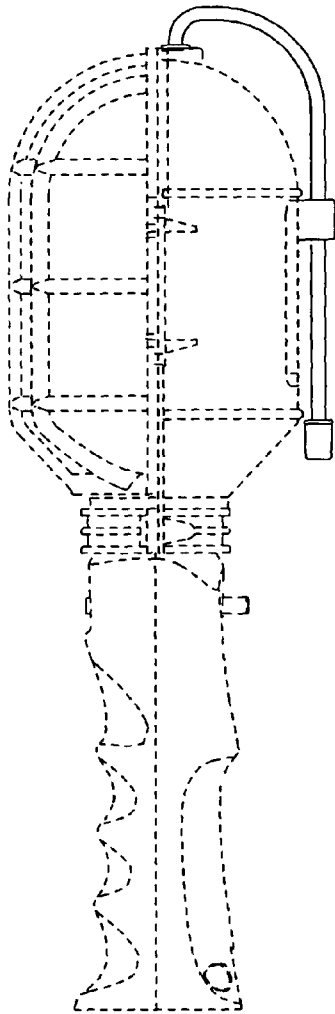


FIG. 3

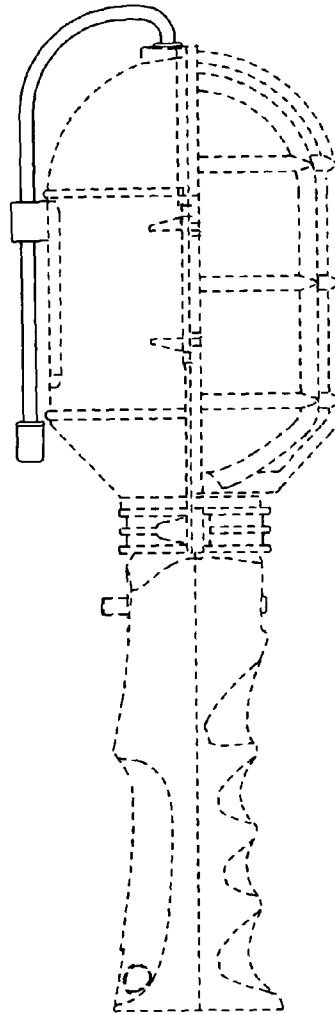


FIG. 4

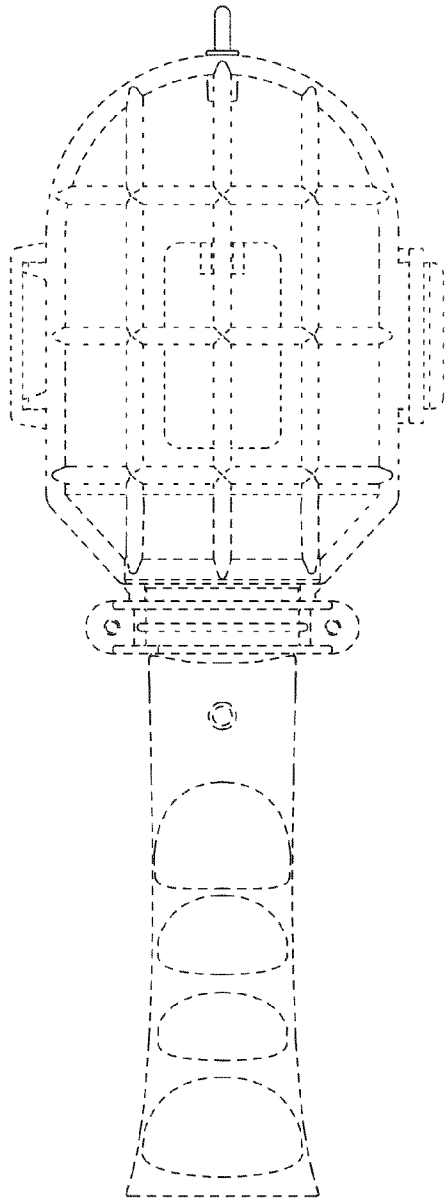


FIG. 5

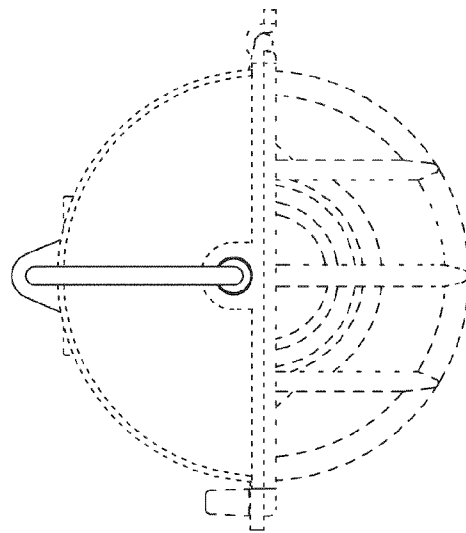


FIG. 6

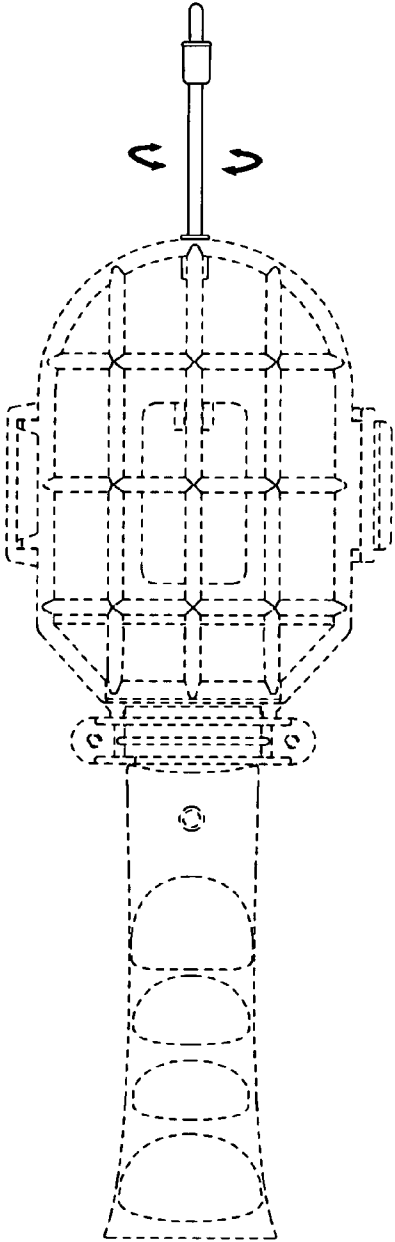


FIG. 7

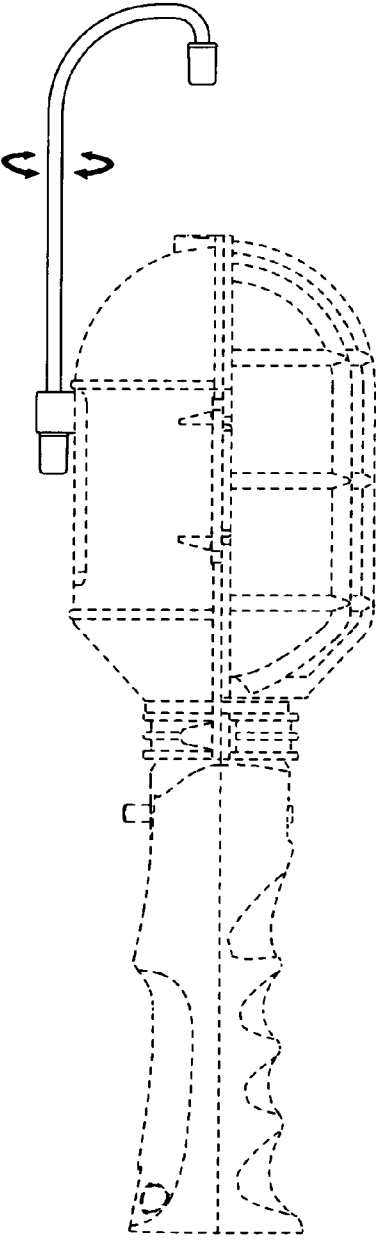


FIG. 8