



INTERNATIONAL APPLICATION PUBLISHED UNDER THE PATENT COOPERATION TREATY (PCT)

(51) International Patent Classification ⁴ : A61M 5/00, 5/14, A61K 33/38	A1	(11) International Publication Number: WO 90/01957 (43) International Publication Date: 8 March 1990 (08.03.90)
(21) International Application Number: PCT/US89/02456 (22) International Filing Date: 19 May 1989 (19.05.89) (30) Priority data: 238,267 29 August 1988 (29.08.88) US 340,268 19 April 1989 (19.04.89) US (71)(72) Applicant and Inventor: DOBRUSKIN, Moisey [US/ US]; 483 Ocean Parkway, Brooklyn, NY 11218 (US). (74) Agent: ZBOROVSKY, Ilya; 6 Schoolhouse Way, Dix Hills, New York, NY 11746 (US). (81) Designated States: AT (European patent), AU, BE (Euro- pean patent), BR, CH (European patent), DE (European patent), DK, FI, FR (European patent), GB (European patent), IT (European patent), JP, KR, LU (European patent), NL (European patent), NO,		SE (European patent), SU, US. Published <i>With international search report.</i>
(54) Title: MEDICINAL DRUG, METHOD OF TREATMENT OF HUMAN DISEASES THEREWITH, AND METHOD AND DEVICE FOR PRODUCING AND PRESERVING THEREOF (57) Abstract A medicinal drug for treatment of human diseases, especially viral and bacterial diseases, includes electronically excited atoms and molecules of water which at least partially destroy membranes of pathogen cells and positive ions of metals which penetrate through the partially destroyed membranes to inhibit vital functions of the pathogen cells. It is produced by applying a high energy physical field for exciting water atoms and molecules and electrolytically producing positive metal ions, and can be stored in containers preserving its excitation and electric charge.		

FOR THE PURPOSES OF INFORMATION ONLY

Codes used to identify States party to the PCT on the front pages of pamphlets publishing international applications under the PCT.

AT	Austria	ES	Spain	MG	Madagascar
AU	Australia	FI	Finland	ML	Mali
BB	Barbados	FR	France	MR	Mauritania
BE	Belgium	GA	Gabon	MW	Malawi
BF	Burkina Faso	GB	United Kingdom	NL	Netherlands
BG	Bulgaria	HU	Hungary	NO	Norway
BJ	Benin	IT	Italy	RO	Romania
BR	Brazil	JP	Japan	SD	Sudan
CA	Canada	KP	Democratic People's Republic of Korea	SE	Sweden
CF	Central African Republic	KR	Republic of Korea	SN	Senegal
CG	Congo	LI	Liechtenstein	SU	Soviet Union
CH	Switzerland	LK	Sri Lanka	TD	Chad
CM	Cameroon	LJ	Luxembourg	TG	Togo
DE	Germany, Federal Republic of	MC	Monaco	US	United States of America
DK	Denmark				

- 1 -

DescriptionMedicinal Drug, Method of Treatment of Human Diseases
Therewith, and Method and Device for Producing and
Preserving ThereofTechnical Field

My invention relates to a medicinal drug for treating human diseases and to a method of treating human diseases having viral and bacterial causes. The invention also relates to methods and devices for producing the medicinal drug and preserving its medicinal activity. Especially, my invention deals with the medicinal drug for and the method of treatment of a human with acquired immunodeficiency syndrome, as well as other viral and bacterial diseases.

Background Art

Medicinal drugs and method of treatment of viral and bacterial diseases are widely known and perform their medical action in many different ways. They possess different strengths and have different mechanisms of action. There are also many various methods and devices for producing such medicinal drugs, and for preservation of them in medicinally active condition. It is to be understood that it is desirable to propose further medicinal drugs and method of treatments with higher medicinal action and lower side effects.

Disclosure of the Invention

In accordance with the present invention, I provide a medicinal drug which has water with electronically excited atoms and molecules capable of at least partially destroy membranes of pathogens, and at least one metal in form of positive ions contained in the water and capable of penetrating through

- 2 -

the partially destroyed membranes of the pathogens to enter their cells and to inhibit their vital functions.

My new method of treatment of humans having viral and bacterial as well as some other diseases includes administration of an effective disease treatment amount of the above specified medicinal drug.

Outer membranes of pathogenic microorganisms, such as viruses and bacteria contain negatively charged groups which are active and constantly renewed. Their electric charge and polarization determine the reproductive ability of the pathogens and penetration of viruses or bacteria toxins into mammalian cells with subsequent their destruction. This action is enhanced by the bioelectromagnetic induction of the pathogen membrane molecules onto the mammalian cells. This is especially pronounced for HIV virus causing in humans acquired immunodeficiency syndrome.

When the medicinal drug of my invention is administered to a human in the course of treatment, the high negative electric potential of the pathogen membranes is neutralized, the pathogens are deprived of their bioelectroinductive properties, the pathogen membranes are destroyed and cannot be restored, the reproduction of the pathogens and their circulation in the organism is terminated, and immuno-defensive forces of the organism are enhanced. The excited water atoms and molecules (the latter preferably anodically polarised), and the positive ions of the metal are attracted to the outer membranes of the pathogenic microorganisms. Under the action of different electrical charges of the water atoms and molecules on the one hand and the pathogen membranes on the other hand an electrical discharge of a kind takes place, and holes are punched in the pathogen membranes. When the positive metal ions are also excited, this phenomenon is further strengthened. Then the positive metal ions pass through the thusly produced holes and surround

- 3 -

the cytoplasmic membrane and the pathogen cell nucleus. The cell is eventually destroyed due to the inhibition of the enzyme-producing vital function of the cytoplasmic membrane and the cell nucleus of the pathogens. Neither excited water atoms and molecules alone, nor metal ions alone would produce the above action in an optimal manner. Ion charges are too small and do not have a sufficient strength to destroy the pathogen cell membranes. A lot of time would be needed to affect the outer membranes by the metal ions only, during which time the pathogenic cell can cure itself by restoring the membrane. On the other hand, the excited water atoms and molecules do not have a pronounced anti-enzyme producing action, and therefore to obtain such action the excited water atoms and molecules would require excessively high energy. Such high energy would jeopardize the health cells as well, and require high energy excitation power sources. Only in combination and interaction of the excited water atoms and molecules and the positive ions of metal, which together form the inventive medicinal drug, the above mentioned high medicinal treatment effect can be achieved.

In accordance with my invention, a method and a device for producing the new medicinal drug are provided. They include steps and means for subjecting water to the action of a high energy physical field such as to electronically excite atoms and molecules of water, and for conducting a process which produces positive ions of a metal which are contained in the water with the excited atoms and molecules. These two steps can be performed separately or simultaneously with one another.

In accordance with a further feature of my invention, a container is provided for preserving medicinal action of my new medicinal drug. In addition to a wall which limits an inner chamber for accommodating my new medicinal drug,

- 4 -

my new container has means which act through the wall for passively preventing the decrease in the excitation and the electric charge of the medicinal substance or actively supplying an additional energy to the latter.

Brief Description of Drawings

The details of my invention will be described in connection with the accompanying drawings, in which FIGS. 1 and 2 schematically show a pathogen cell before the action and during the action of my new medicinal drug; FIGS. 3-15 schematically show several devices for producing the new medicinal drug; FIGS. 16 and 17 show my new method of treatment of humans with the new medicinal drug; and FIGS. 18-30 schematically show several containers for preserving the new medicinal substance in accordance with the invention.

Best Mode of Carrying Out the Invention

A medicinal drug in accordance with my invention is shown schematically in FIGS. 1 and 2. The medicinal drug includes a plurality of electronically excited atoms and molecules of water H_2O , H , O_2 , produced under the action of a high energy physical field. It also includes positive ions of metals such as Ag, Cu, Au, Pt and other, produced for example by electrolysis. The water molecules can be anodically polarized. The positive atom ions of metals can be also excited.

The excited and polarized water molecules and the excited water atoms together with the positive ions of metal are attracted to the outer membrane of pathogenic microorganisms (viruses, bacteria, etc), which membrane has a negative charge and contains polarized molecules. Under the action of the different charges of the water atoms and molecules and the molecules of the membrane and high energy

- 5 -

of the excited water molecules and atoms, holes are punched in the pathogen cell membranes. Then the positive ions of metal, preferable in excited condition, passes through the holes in the membrane together with the excited water atoms and molecules into the cell. They surround the cytoplasmic membrane of the cell so as to inhibit and stop the enzyme-producing vital function of the cytoplasmic membrane and the cell nucleus. The cell is eventually destroyed. Only the joint action of the excited atoms and molecules of water with the positive ions of metals can achieve the above described destruction of the pathogen cell in fast, efficient and irreversible manner. The medicinal drug of the invention does not produce any chemical action. Instead it acts by electronic interaction with the pathogen cells, and more particularly by non-valent electronic actions. Due to the nature of healthy cell membranes which are different from those of the pathogen cell membranes, the medicinal drug of my invention does not affect the healthy cells and therefore is substantially non-toxic to the latter.

In the medicinal drug of my invention the atoms and molecules of water can be electronically excited so as to be in a metastable excitement condition. In this case the electronically excited water atoms and molecules maintain their excited condition over a substantially long time period. The atoms and molecules of water in the medicinal drug can be excited to oscillate with frequencies which correspond to the frequencies of the Shuman row, namely 8, 14, 20, 26...Hz., which correspond to the oscillating frequencies of healthy cells. As a result, the healthy cells become stronger, which the pathogen cells are bioelectromagnetically weakened. The atoms and molecules of water are

- 6 -

excited so as to become predominantly positive. Thereby the positive charges of the water and the metal ions support each other and have a prolonged life span.

The medicinal drug of the invention can be easily adjusted to provide a selected medicinal action or in other words to attack desired pathogen types. For example, for imparting a stronger viricidal property to the medicinal drug, the water atoms and molecules must be excited with higher excitation energy, and the positive ions of metal must be contained in a lower concentration. In contrast, the medicinal drug has a higher bactericidal property when the excitation energy of the water atoms and molecules is lower, while the concentration of the positive metal ions is higher. For designing the medicinal drug with high anti-cancer activity, even higher concentrations of the positive metal ions are required. For example, a viricidal formulation of the medicinal drug can include the water atoms and molecules excited with the energy of 10-30 KeV and positive silver ions in concentration substantially 20 mg/l, while the bactericidal formulations can use the excitation energy for water atoms and molecules 1-2 KeV and the silver ions concentration of 40 mg/l.

The medicinal drug of the invention can additionally include another medicinal substance or substances having specific action to certain diseases. In combination with the above described composition of the medicinal drug, they further enhance the healing properties of the drug. It is especially advantageous when at least a portion of the other medicinal substance, for example its active radicals, is also electronically excited. This significantly increases the efficiency of the specific action of the other medicinal substance. It is possible to have the inventive medicinal drug including only the electronically excited atoms

- 7 -

and molecules of water in combination with the above mentioned other medicinal substance in excited state.

The examples of the other medicinal substances included in the medicinal drug of the invention are: Iodobismuthite sodium used as protective, adsorbent, sypholotherapeutic, anticeptic and astrigent substance; silver nitrate used as anticeptic, gemicidal, astrigent substance; aspirin used as antipyretic, analgesic, anti-infective substance, etc. The other medicinal substances can be herbs, such as for example: Chaparral used for treating sores, infections, insect and animal bites, irritations and inflammations of skin; devils claw used in cases of arthritis and reumathismus, and as a blood cleanser and purifier; chinacea used as a blood cleanser, bactericidal substance and immunostimulator, etc.

Thus, the new inventive medicinal drug is an electro-biologically active drug which can be used for treatment of viral, bacterial and other diseases, including such new and dangerous diseases as acquired immunodeficiency syndrome AIDS, ARC, AIDS carrier, sexually transmitted diseases, etc. It can also be used for prophylaxis such diseases and for stimulation of immune forces of the organism. It is strong anti-viral, anti-bacterial and immuno-stimulating drug. It has a differential toxicity in that it is substantially non-toxic for healthy human cells, while is selectively toxic for pathogen cells having triggerring sites in their membrane and underlying ATP.

Finally, in accordance with the invention the medicinal drug can be used together with oxygen for external utilization. Oxygen contributes to fast emission of high energy photons by excited atoms. Together with the oxygen the viricidal and bactericidal action of the medicinal drug considerably increases and performs momentary action. Oxygen is produced by adding hydrogen peroxide with concentration of 1: 1000, as well as $K Mn O_4$, ozone, etc.

- 8 -

Preferably, the medicinal drug must have pH within the range between 7.0 and 7.3 to provide its optimal action. Due to its excitation and electrical charge, the medicinal drug must be preserved in special containers which prevent the decrease of the above parameters, as will be explained in detail hereinbelow.

The medicinal substance can be administered internally such as orally and parenterally, and externally in form of drops, capsules, sprays. It can also be administered rectally. When it is used in capsules, they dissolve inside the body and release the medicinal drug. In the case of the oral use, the dosage acts during 4-5 hours. Its metal ingredients leave the body with urine and feces.

The examples of the administration of the new medicinal drug are presented hereinbelow.

For oral taking 3- 6 times a day and parenteral taking by infusion 1 time a day the following doses are recommended for the drug with silver ions each dose 30 ml with silver concentration up to 20 mg/l; for the drug with gold ions each dose 10 ml with gold concentration up to 1.5 g/l; for the drug with platinum ions each dose 10 ml with platinum concentration 2g/l. The first formulation with silver has to be administered by dripping infusion. The doses for 1 kg weight of a patient are 0.03- 0.05 mg, 0.2-0.4 mg, 0.25- 0.5 mg per day. Energy of excitation of the physical field use for producing the medicinal drug is between 1 and 12 KeV. The above recommendations as well as the recommendations presented below are given for the utilization of the medicinal drug as a viricidal drug.

The medicinal drug in form of eye drops can be used with the excitation energy from 1 to 12 KeV and the concentration of copper ions 20 mg/l, gold ions 100 mg/l, platinum ions 100 mg/l.

- 9 -

The medicinal drug for gargling can be used with the excitation energy between 12 and 15 KeV and the concentration of silver ions 40 mg/l, copper ions 1 mg/l, gold ions 1g/l, platinum ions 1 g/l. For irrigation of vagina, rectum, bladder the medical drug can be used with the excitation energy between 1 and 12 KeV and concentration of silver ions 30 mg/l, copper ions 1 mg/l, gold ions 2-5 g/l, platinum ions 2-4 g/l. Finally, for using the medicinal substance for exterior application in form of inhalation, it can be used with the excitation energy between 12 and 25 KeV with the concentration of silver ions 20 mg/l, gold ions 1g/l, platinum ions 1g/l. The medicinal drug with copper ions is used only as spray with copper concentration of 1 mg/l.

The instantaneous viricidal effect of the medicinal drug of the present invention on HIV virus in vitro has been tested and reached 96% inhibition.

The bactericidal utilization of the inventive medicinal drug is illustrated for profilaxis and treatment of gonorrhea. The medicinal drug is used with the energy of excitation between 5 and 8 KeV and the concentration of silver ions 40 mg/l. For profilaxis the drug can be used for spraying of urine passage or vagina, for treatment it can be used orally or parenterally and accompanied by the above spraying.

The medicinal drug of the invention can be produced by new methods and devices described hereinbelow.

The device shown in FIG.3 includes means for producing positive ions of metal with an anode composed of respective metal and cathode formed as stainless steel net 1 and 2. An ultrasound transducer 3 is located behind the cathode and produces ultrasound radiation directed through the cathode to the anode. A laser beam generator is located centrally of the cathode to direct the laser beam to the anode. The device has a casing 5. During the operation the laser beam

- 10 -

excites atoms and molecules of water. The water molecules are anodically polarized, excited to be predominantly positive and to assume metastable excitation condition. They are also excited to oscillate with the frequencies of the Shuman row. The ultrasonic transducer produces a cavitation in water, so that due to the action of laser beam energy released on the cavitation bubbles which expand and compress the strength of action of the exciting laser radiation is increased. As can be seen from FIG.4, the ultrasonic action is selected so that the peak of the ultrasonic wave acts at the anode to transfer maximum energy in this region and increase the production of positive metal ions as well as to affect a double electric layer formed on the anode. This removes the double electric layer in which after certain time a saturation with metal ions would take place in conventional devices. The electrochemical process on the anode is significantly stimulated. For this purpose, the distance from the ultrasonic transducer to the anode has to be equal to a wavelength of the ultrasound or its integer multiple, with recommended frequency 20-24 kHz and power 100-120 db. The power control is performed as shown in FIG.5 by a control device including a monitor for electrolyser 6, an ultrasound generator 7, a laser power supply 8 and a battery or another electrical source.

FIG.6 shows a device which includes an electrolyser with positive and negative electrodes 11 and 12 and a unit for producing a gas electric discharge in water with the aid of electron beam of high voltage and/or high frequency to produce a plasma field and having negative and positive electrodes 13 and 14. The ultrasonic transducer is 15.

The device of FIG.7 produces a physical field in form charged particles beam which is produced by a generator 19 and supplied to an anode 18. The charged particles for exam-

- 11 -

electrons are braked by the anode composed of a desired metal and strike out of it the positive ions of the metal. Reference numeral 20 identifies an ultrasonic transducer. No electrolysis is needed in this method. The process is performed in water whose atoms and molecules are excited.

The device of FIG. 8 has an electrolyser with a positive electrode 21 and negative electrode 22, an element generating a flow of positively charged particles 23, and an ultrasound transducer 24. The element 23 produces the high energy particles flow. The device as a whole produces the inventive medicinal drug.

The device of FIG. 9 has positive and negative electrodes 29 and 30, an ultrasonic transducer 31, a generator of superhigh frequency oscillations 32. The unit 32 produces the physical field and can have a range of 6-7 mm wavelength.

The device of FIG. 10 includes a high voltage or high frequency electrolyser with modulation with high frequencies of the Shuman row and with ultrasonic field. Positive electrode 31 can be of a desired metal (silver, copper, gold, platinum), negative electrode 32 can be the same or from stainless steel. The ultrasonic transducer can have a frequency of 23 kHz, and an insulating material is 34. A metal electrode 35 produces a positive electric field, while a metal electrode 36 produces a negative electric field.

FIG. 12 shows a device with a light pump up. It can have a pulse lamp xenon quartz envelope flashtube of blue-green light. Photons of green light produce the pump-up or inverse populating of molecules of water and metal. Pulses are in the range 1-26 Hz. Quantum jump or electron transfer from one orbit to another occurs here, with discharge of an energy. The flashtube is identified as 37, while a casing of the device is 38.

- 12 -

FIG. 12 shows an electrolysis in the field of a dis-orienting device which produces a relatively powerful time variant magnetic field to eliminate the action of the Earth magnetic field. The rate of flux changes in the field is made variable over the range of 1-26 magnetic pulses per sec. The inductive coil is 42 and the plastic housing is 41. The device produces excited water atoms and molecules, and positive metal ions, to produce the inventive medicinal drug.

FIGS. 13 and 14 show a device which can be used for spraying the medicinal drug. It has a distributing and charging cone 54 and a pulverizing metal tip 55 for a flow of the medicinal drug. In this device the medicinal drug is additionally electrically charged. A nozzle of pulverizer can be composed of one pole electret as identified with 57, or two pole electret as identified with 58. The device can be used with a mask 53, to confine and introduce the sprayed medicinal substance.

FIGS. 16 and 17 illustrate a new inventive method of treatment, for example for lungs and a leg respectively. An electromagnetic field is applied in the area of the diseased organ by means of a metal plate 65 supplied with current through a conductor 66 and provided with an isolator 64. The thus applied electromagnetic field has a negative charge, and thereby the inventive medicinal drug is attracted by the field to be delivered to and concentrated in the diseased organ. This provides for extremely efficient direction-oriented delivery system for the inventive medicinal drug. FIG. 15 shows a device diagram with a micro-processor 69, a timer 70, a modulator 71, a high voltage (5- 10 kV) and/or high frequency (20- 40 kHz) generator 72, and voltage generator (200 V DC) 73.

- 13 -

Due to the special bioelectronic nature of the medicinal drug its is advisable to take measures for preserving its bioelectronic action over a sufficient time. Special containers for this purpose are proposed in accordance with the invention, as shown in FIGS. 18-30.

The container 101 in FIG. 18 has a wall limiting an inner chamber for accommodating the drug and having a plurality of layers. An inner layer 102 is composed of a dielectric such as polyethylene. It directly separates the medicinal drug from other layers to form a phase separating partition. Molecules of this layer are polarized from the outer side by electrostatic field of a layer 106 and from the inner side by the field of the drug. The polarized molecules or dipoles 105 of the layer 102 are oriented in a certain fashion. The layer 106 is composed of a dielectric which during its manufacture is impregnated with negative static electricity. The electrostatic energy of the layer 106 is transformed into the energy of charging of the drug by induction process. The layer 106 is an energy generator. A layer 104 is an insulator and can be composed of polyester with specially polarized oriented molecules. A layer 103 is formed as a Faraday cage or metal cage which screens or protects the whole container from the action of external electromagnetic fields (electrostatic charge, radiation, light, heat, etc.).

The wall of the container of FIG. 19 has five layers. The layers 106 and 107 are energy-generating layers. A layer 107 is composed of dielectric impregnated during its manufacture with positive static electricity. The electrostatic energy of the layers 106,107 are here added and doubled and induces the drug. These layers are thin ion-exchange membranes based on high molecular compositions which pass negatively and positively charged ions.

- 14 -

The wall of the container of FIG. 20 has three layers including the Faraday cage supplied with static energy from a battery 108. Here the metal cations are additionally charged by induction. The wall of the container of FIG. 21 also has three layers, and a screen layer 103 is supplied with energy of external electromagnetic field from a convertor 109. The circuit of the convertor is tuned to a nearby powerful radiostation. The wall of the container of FIG. 22 has seven layers, of which three layers are formed as a Faraday cage. They form screens which not only protect the drug from external fields but also accumulate the energy of the latter. By means of a diode 110 and condenser 11 this energy is concentrated on the inner screen 103 and from there induced into the drug. The innermost layer 103 can be of lead to shield the radiation, the middle layer 103 can be of copper to screen from external electric field, the outermost layer 103 can be of iron to screen from magnetic action.

The containers of further FIGS. have constructions of the wall corresponding to that of the preceding FIGS, and in addition are provided with means for extra activation of the medicinal drug before use.

The container of FIG. 23 has small spheres from fluoroplastic, polyethylene, etc, which are freely accommodated in it. Before use the container is shaken. Under the action of friction the spheres are electrified and give a powerful additional positive charge for superactivation of the drug. The container of FIG. 24 has a piezoelectric convertor 114 for converting mechanical energy into electrical with high potential of 5-10 kV. Needles are located inside the drug for flowing electric charges into the latter to provide its activation. The convertor is actuated manually by a user. The container of FIG. 25 has a plurality of hair or spirals

- 15 -

on the inner surface of the layer 102, composed of readily electrofiable plastic. During shaking the drug rubs against them and is strongly electrified and obtains an additional charge.

FIGS. 26,27 each show containers with two spherical members A,B with elastic wall 16 formed as in FIGS.18-23. The members are connected by a thin pipe with a Faraday cones 117 of a readily electrifiable material. During alternating squeezing of the spherical members and thereby pumping the respective substances, powerful electrofying action is produced. It occurs during striking of the drug against the cones and its atomization resulting in activation thereof. FIG.28 shows a container with a hermetically closed plastic pack 118 with a thermogenerator. The pack and the main wall are connected by elements 120. When the container is squeezed, the drug is electrified by friction and simultaneously heated by the known thermogenerator. FIG. 29 shows a container with hermetically closed pack containing hydrogen peroxide 119 and perforating needle 121. In response to squeezing, the needle pierces the pack, and the hydrogen peroxide is mixed with the drug to add the action of oxygen to the latter.

In FIG. 30 the elastic container 202 is formed as one of the containers of FIGS. 18-23 and connected with a special attachment 201 for disinfecting of vagina. Pipes 203 has hair and spirals for electrifying the drug during its flowing. The attachment has an absorbing tampon 206 which swells by vagina liquid and seals the latter. A head nozzle 204 has a shaft 205 with a cone 209 cooperating with a cone of a pipe nozzle 210. An inflow valve 207 is arranged in the handle 208. In use the attachment is introduced into vagina, the medicinal drug is supplied into the attachment and discharged from the nozzle 204. At the same time,

- 16 -

the tampon reliably seals the vagina to prevent drug leakage.

It has been shown from experiments that when the inventive medicinal substance is stored in the inventive containers, its efficiency, for example pronounced in its viricidal action, is increased by 15-20%.

The foregoing and other advantages of the inventive medicinal drug, methods of treating diseases with the same, and methods and devices for its manufacture and preservation are obvious to those skilled in the art of medicinal drugs, their utilization and manufacture.

- 17 -

Claims

1. Medicinal drug, comprising
water with electronically excited atoms and molecules capable of at least partially destroying membranes of pathogens; and at least one metal in form of positive ions of the metal which are contained in the water and capable of penetrating the partially destroyed membranes of the pathogens to enter cells of the pathogens and inhibit their vital functions.
2. Medicinal drug as defined in claim 1, wherein the atoms and molecules of the water are excited with such degree of excitation and the positive ions are contained in such concentration that the medicinal drug possesses predominantly viricidal properties.
3. Medicinal drug as defined in claim 1, wherein the atoms and molecules of the water are excited with such degree of excitation and the positive ions are contained in such concentration that the medicinal drug possesses predominantly bactericidal properties.
4. Medicinal drug as defined in claim 1, wherein the atoms and molecules of the water are excited with such degree of excitation and the positive ions of the metal are contained in such concentration that the medicinal drug possesses cancer-inhibiting properties.
5. Medicinal drug as defined in claim 1, wherein the positive ions of the metal are electronically excited.

- 18 -

6. A medicinal drug as defined in claim 1, wherein the electronically excited molecules of the water are polarized.
7. A medicinal drug as defined in claim 1, wherein the atoms and molecules of the water are electronically excited so as to be in a metastable excitement condition.
8. A medicinal drug, as defined in claim 1, wherein the atoms and molecules of the water are electronically excited so as to oscillate with frequencies corresponding to the frequencies of the Shuman row.
9. A medicinal drug as defined in claim 1, wherein the atoms and molecules of the water are excited so as to produce positive ions of water which cooperate with the positive ions of the metal to mutually prolong a positive charge of the water ions and metal ions.
10. A medicinal drug as defined in claim 1, wherein the metal in form of the positive ions is selected from the group consisting of silver, copper, gold and platinum.
11. A medicinal drug as defined in claim 1; and further comprising an additional medicinal substance contained in the water and having a disease-specific action.
12. A medicinal drug as defined in claim 1, wherein at least a portion of the additional medicinal substance is electronically excited.
14. A medicinal drug as defined in claim 1; and further comprising an oxygen-releasing substance.

- 19 -

15. A medicinal drug, comprising
water with electronically excited atoms and molecules;
and an additional medicinal substance having a disease-
specific action.
16. A medicinal drug as defined in claim 15, wherein
at least a portion of the additional medicinal substance
is electronically excited.
17. A method of treating a human having a disease, compris-
ing administration of an effective disease treatment
amount of the medicinal drug of claim 1.
18. A method of treating a human viral disease as defined
in claim 17, wherein the administration includes ad-
ministering a viral disease active treatment amount
of the medicinal drug of claim 1.
19. A method of treating a human bacterial disease as de-
fined in claim 17, wherein the administration includes
administering a bacterial disease active treatment
amount of the medicinal drug of claim 1.
20. A method of treating a human having acquired immuno-
deficiency syndrome as defined in claim 17, wherein the
administration includes administering an acquired immuno-
deficiency syndrome active treatment amount of the medi-
cinal drug of claim 1.
21. A method of treating a human having cancer disease as
defined in claim 17, wherein said administration includes
administering an effective cancer treatment amount of
the medicinal drug of claim 1.
22. A method of treating a human having a disease as defined
in claim 17, wherein the administration includes admi-
nistering an effective disease treatment amount of the

- 20 -

medicinal drug of claim 1 with an additional medicinal substance having a specific action to the disease.

23. A method of treating a human having the disease as defined in claim 22, wherein at least a portion of the additional medicinal substance is electronically excited.
24. A method of treating a human having the disease as defined in claim 17; and further comprising the step of applying to a diseased organ a field adapted to at least retain the medicinal drug in the area of the diseased organ.
25. A method of treating a human having the disease as defined in claim 24, wherein the field is selected to attract and deliver the medicinal drug to the area of the diseased organ.
26. A method of treating a human having the disease as defined in claim 24, wherein the step of applying the field includes applying an electromagnetic field to the diseased organ.
27. A method of treating a human having the disease as defined in claim 17, wherein the administration includes administering the effective disease treatment amount of the medicinal drug of claim 1 orally to the human.
28. A method of treating a human having the disease as defined in claim 17, wherein the administration includes administering the effective disease treatment amount of the medicinal drug of claim 1 parenterally to the human.
29. A method of treating a human having the disease as defined in claim 17, wherein the administration includes

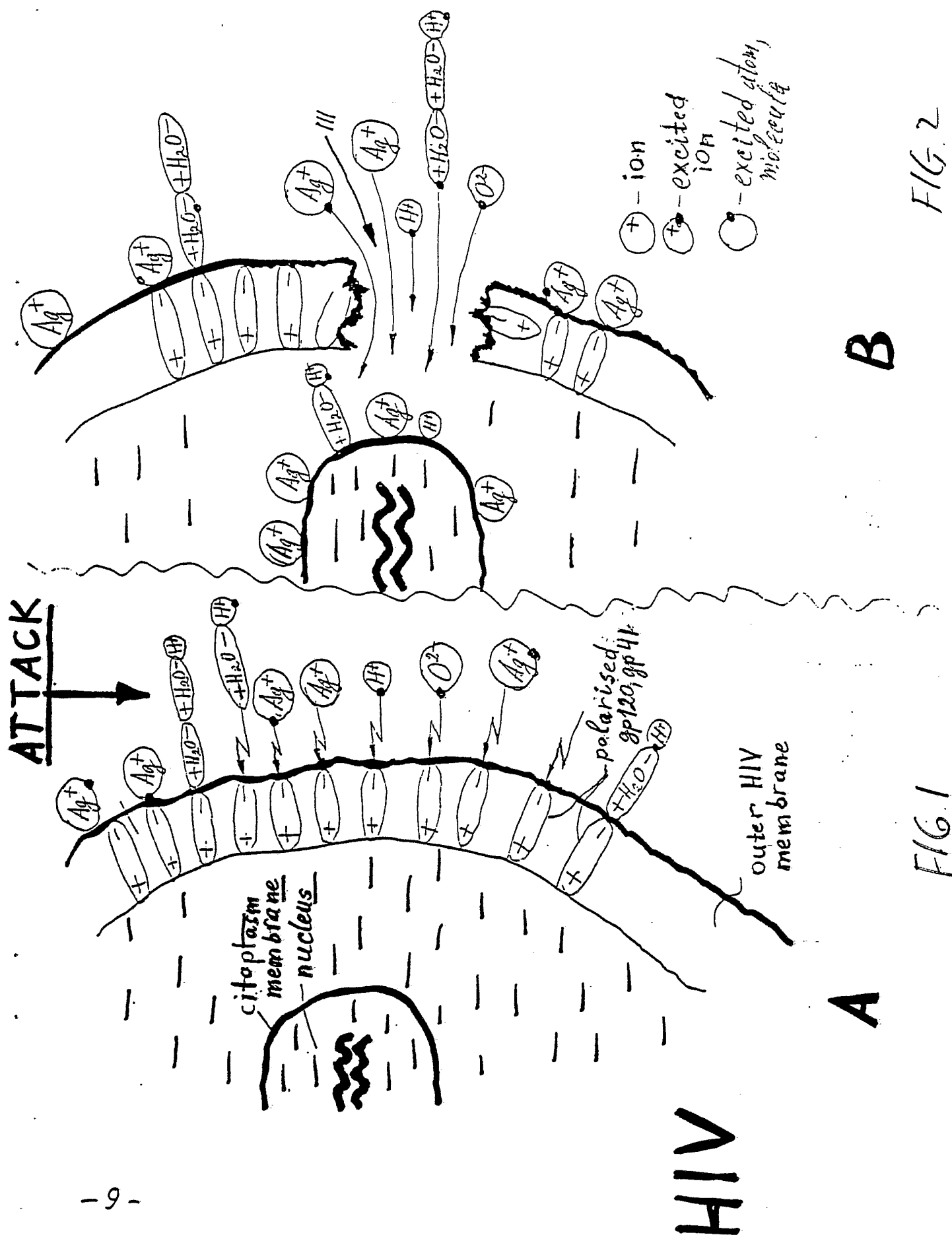
- 21 -

administering the effective disease treatment amount of the medicinal drug of claim 1 to the human per rectum.

30. A method of treating a human having the disease as defined in claim 17, wherein the administration includes administering the medicinal drug of claim 1 by applying the same on skin and mucuous surfaces of the human.
31. A method of producing the medicinal drug of claim 1, comprising the steps of subjecting water to the action of a high energy physical field such as to electronically excite atoms and molecules of water; and conducting a process which produces positive ions of a metal which are contained in the water with the excited atoms and molecules.
32. A method as defined in claim 31, wherein said subjecting and conducting steps are performed separately and thereafter the water with the excited atoms and molecules is mixed with the positive ions of the metal.
33. A method as defined in claim 31, wherein said subjecting and conducting steps are performed simultaneously and include producing the positive ions of the metal in the water which is excited to produce the excited atoms and molecules.
34. A method as defined in claim 31, wherein said subjecting includes subjecting the water to the action of at least one field selected from the group consisting of a laser field, a pulse light field, a static electric field, a plasma field, a field of stream of high energy particles, a field with an interrupted Earth magnetic field, a gamma radiation field, and an X-ray field.

- 22 -

35. A device for producing the medicinal drug of claim 1, comprising means for subjecting water to the action of a high energy physical field such as to electronically excite atoms and molecules of water; and means for producing positive ions of a metal which are contained in the water with the excited atoms and molecules.
36. A container for preserving a medicinal action of the medicinal drug of claim 1, comprising a wall bounding an inner chamber for accommodating the medicinal drug; and means acting through the wall and preventing decrease of excitation and electric charge of the medicinal drug.
37. A container as defined in claim 36; and further comprising means for supplying additional energy through the wall to contribute further to the preventing of decrease of excitation and electric charge of the medicinal drug.



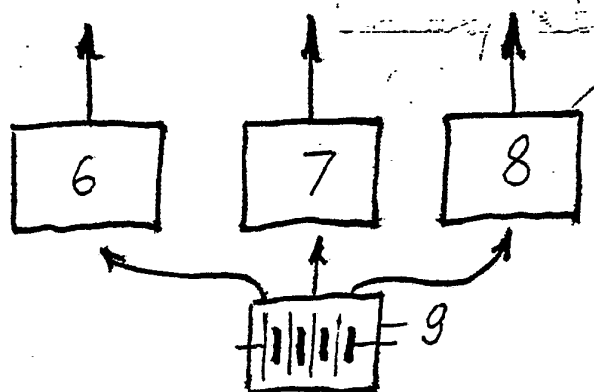


FIG. 5

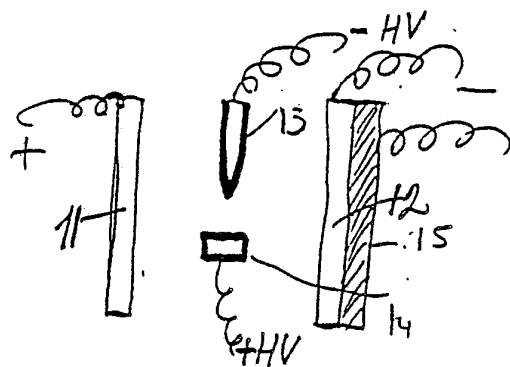


FIG. 6

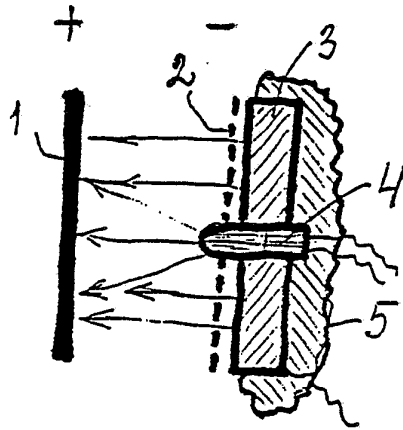
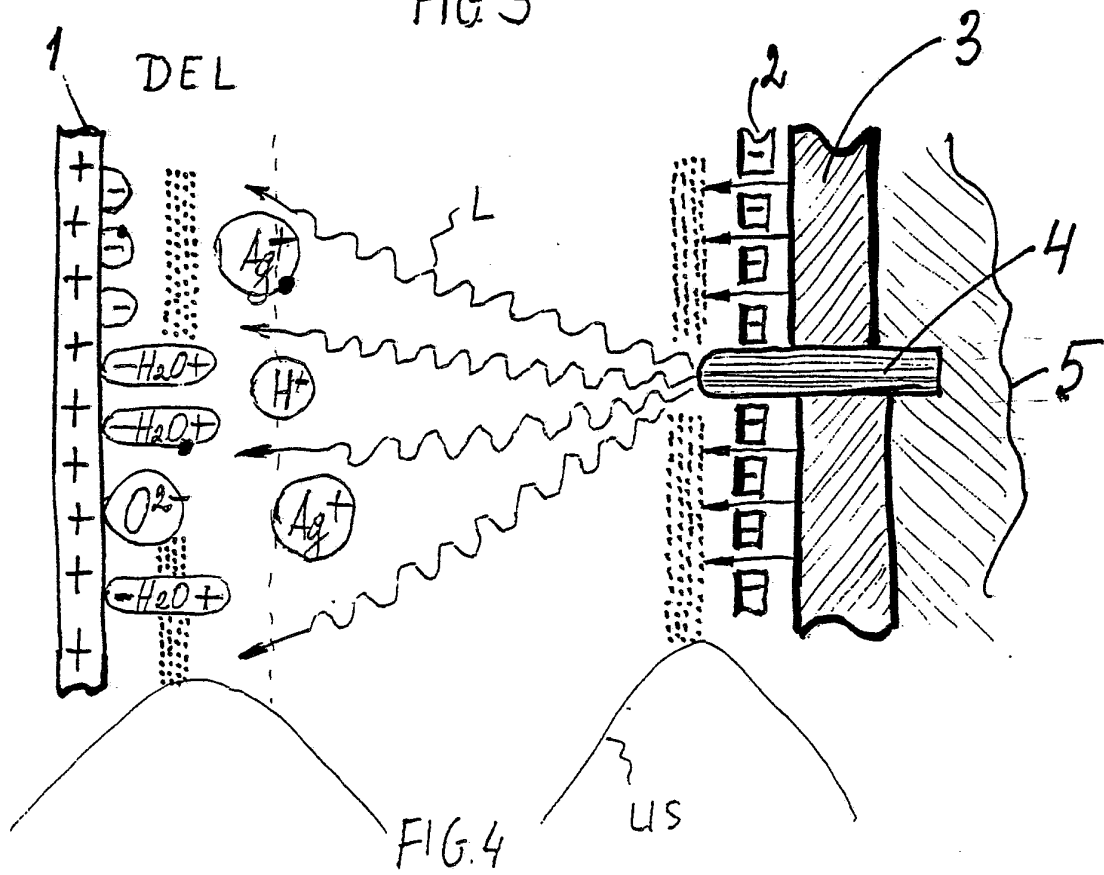


FIG. 3



4/10

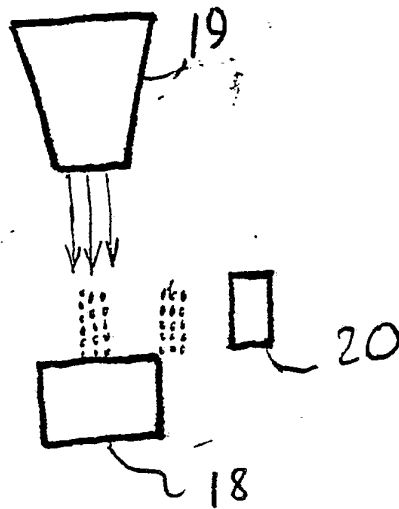


FIG. 7

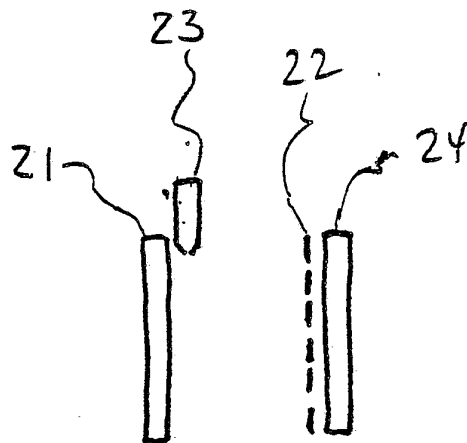


FIG. 8

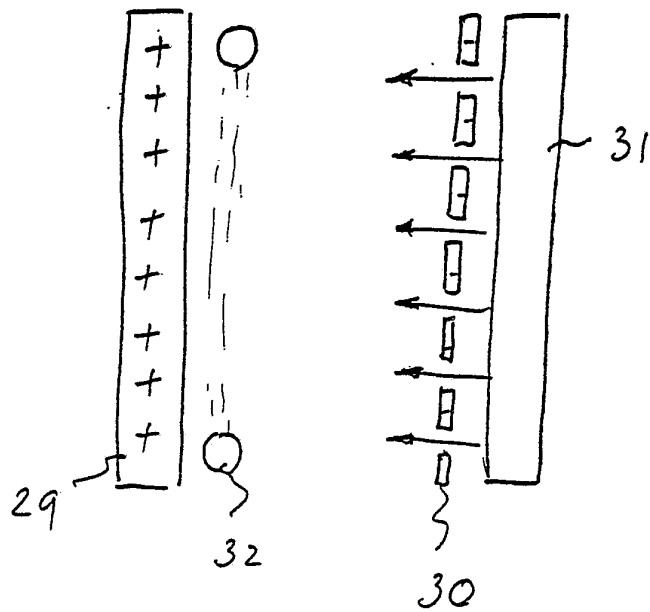


FIG. 9

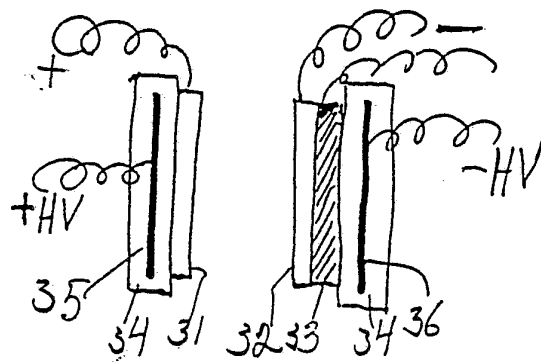


FIG. 10

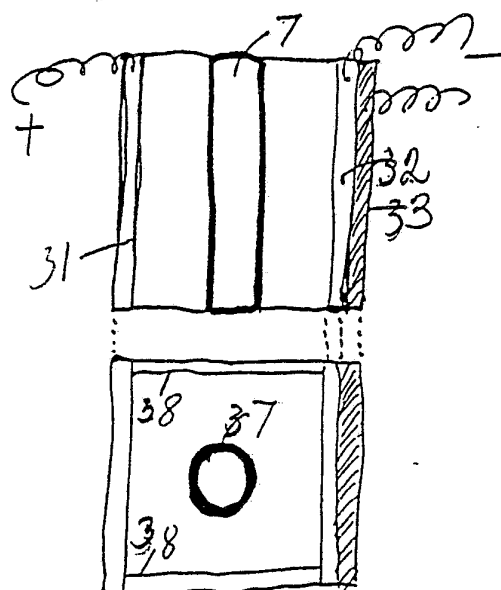


FIG. 11

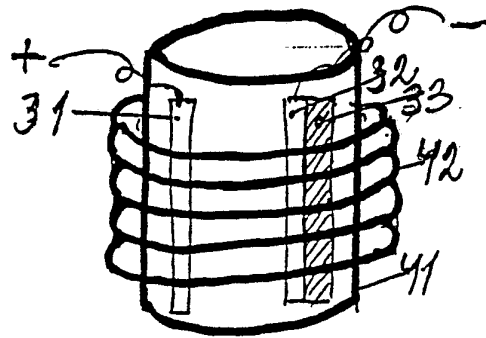
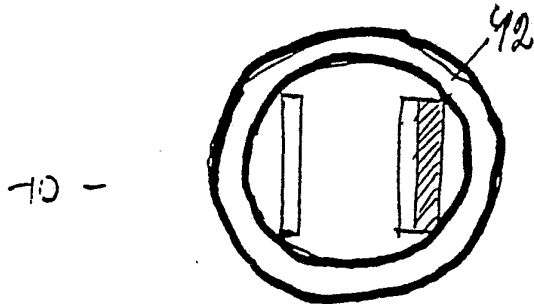


FIG. 12



10 -

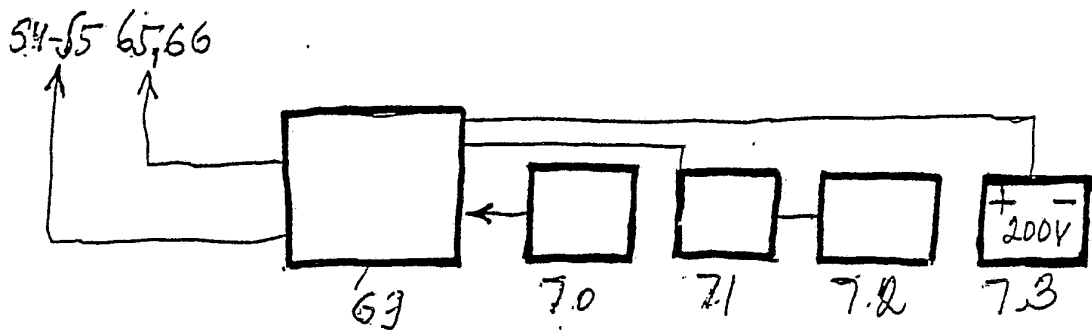


FIG. 15

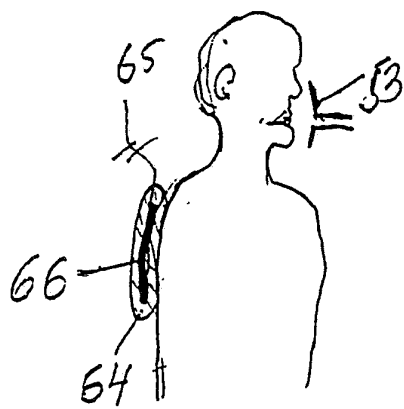


FIG. 16

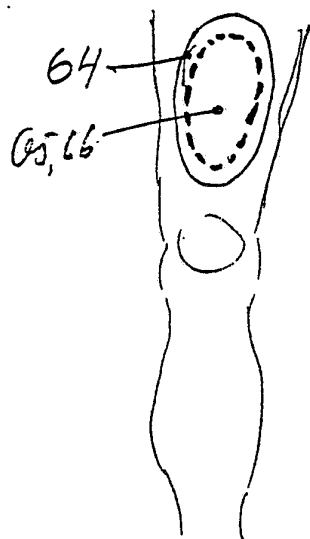


FIG. 17

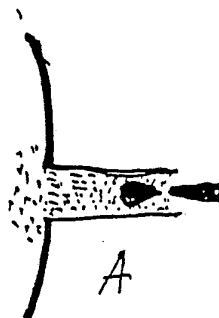


FIG. 13

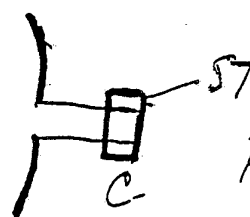
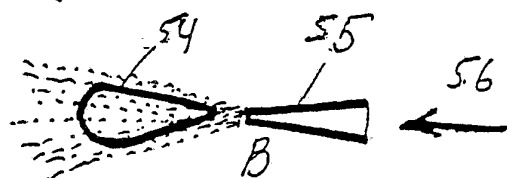
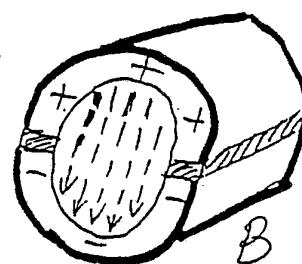
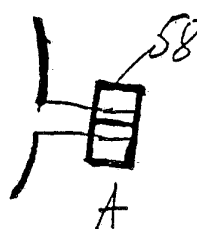


FIG. 14



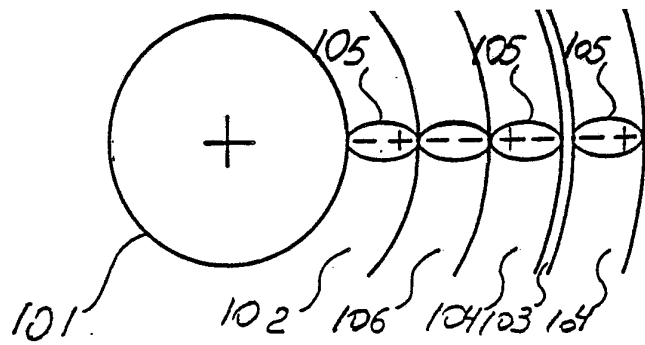


FIG. 18

FIG. 19

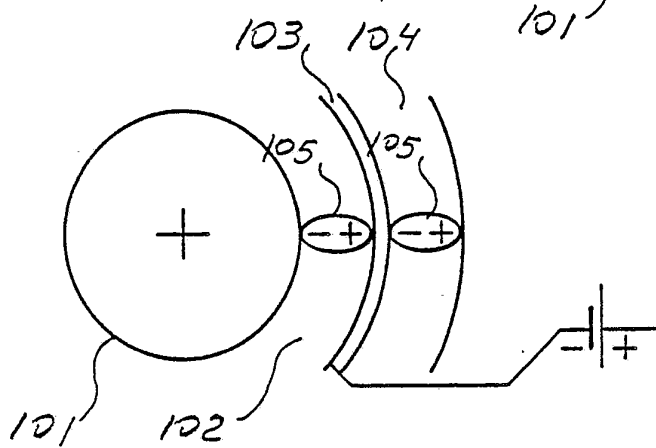
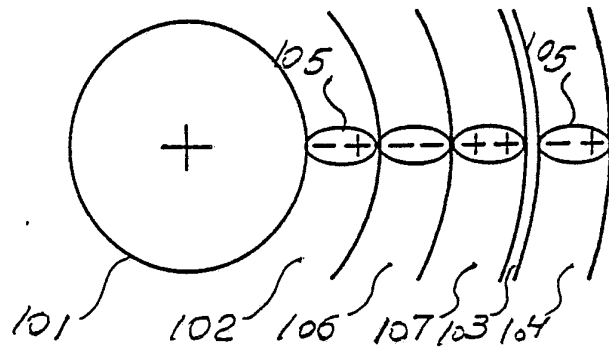


FIG. 20

FIG. 21

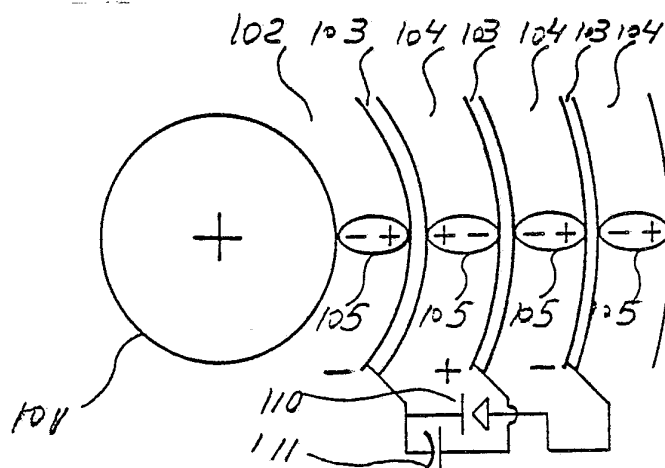
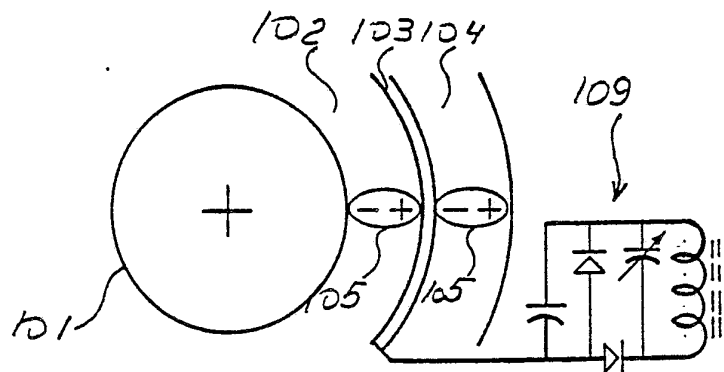


FIG. 22

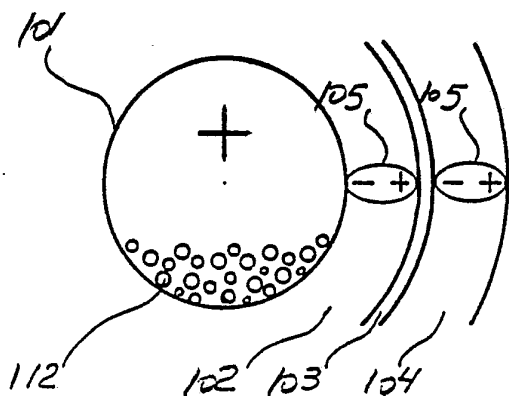


FIG. 23

FIG. 24

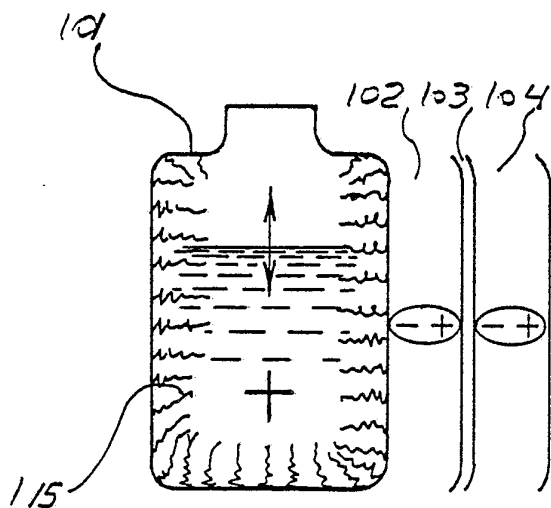
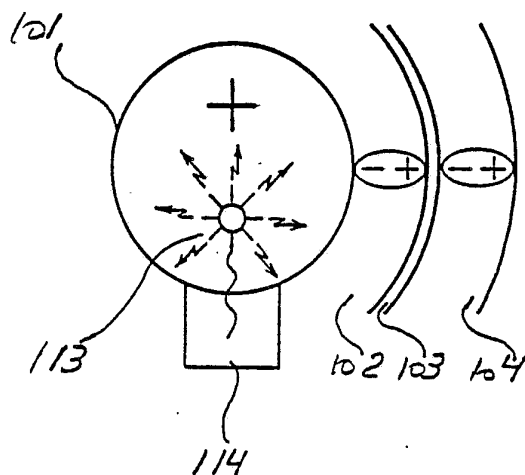


FIG. 25

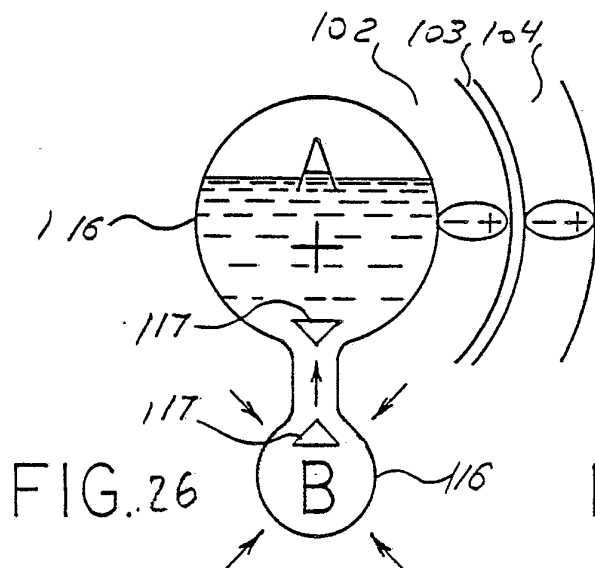


FIG. 26

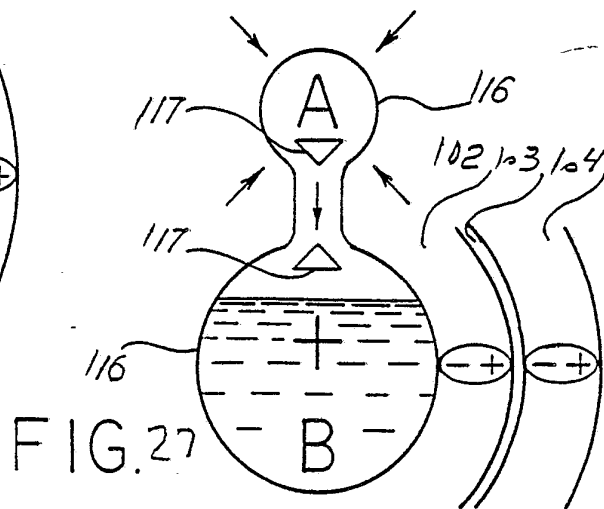


FIG. 27

10/10

FIG. 28

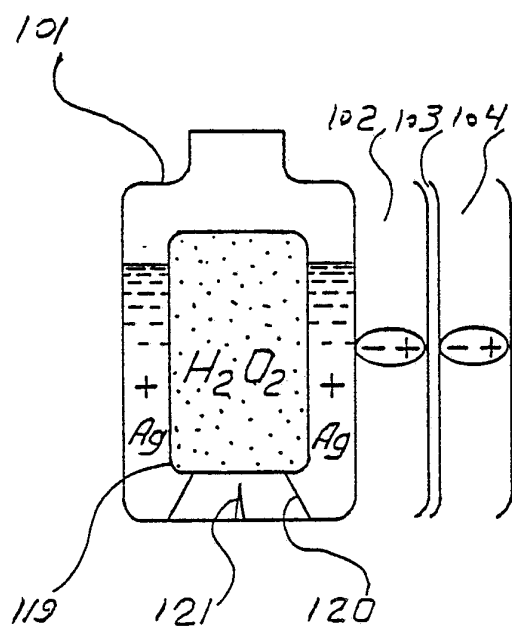
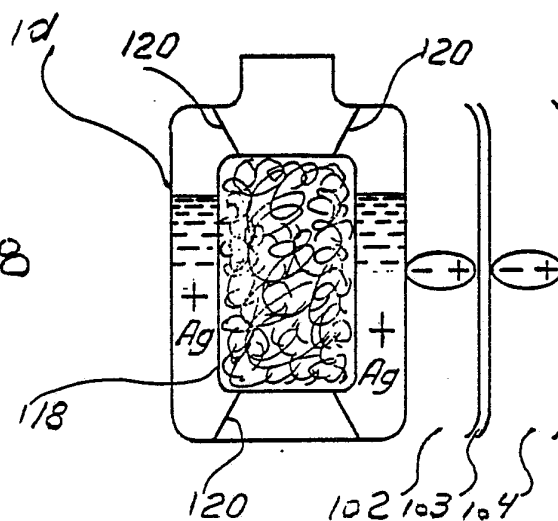


FIG. 29

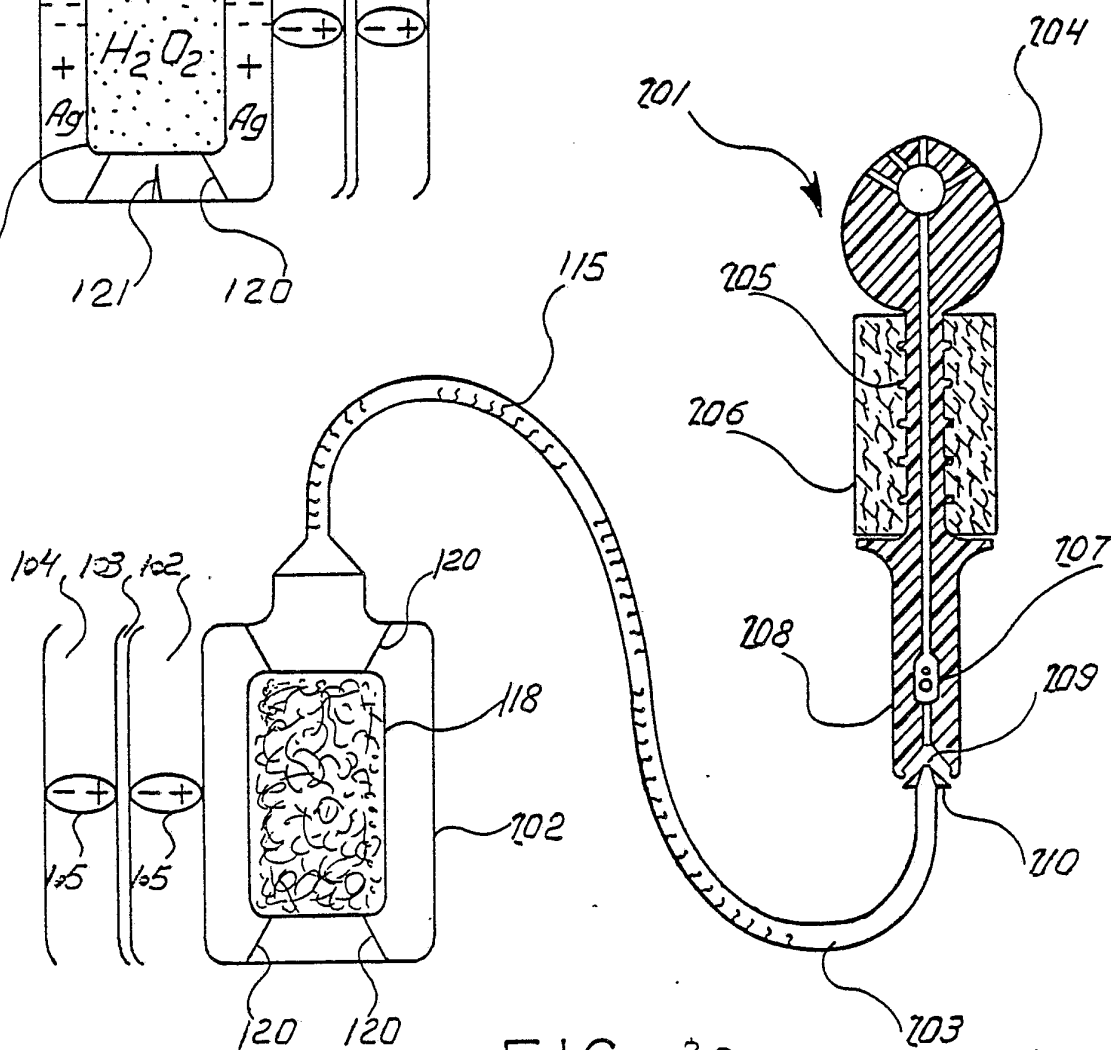



FIG. 30

INTERNATIONAL SEARCH REPORT

International Application No. **PCT/US89/02456**

I. CLASSIFICATION		SUBJECT MATTER (if several classification symbols apply, in (to all) 6)	
According to International Patent Classification (IPC) or to both National Classification and IPC			
IPC(4): A6 M 5/00, A6 M 5/14, A6 K 33/38			
U.S.Cl.: 604/82; 604/85; 424/618			
II. FIELDS SEARCHED			
Minimum Documentation Searched 7			
Classification System	Classification Symbols		
U.S.	424/618; 604/82; 604/85		
Documentation Searched other than Minimum Documentation to the extent that such documents are included in the fields searched 8			
1.) (silver and excit?) and (Germicid?) CAS-online 2.) (silver and excit?) and (Bacteriocid? or water or aqueous)			
III. DOCUMENTS CONSIDERED TO BE RELEVANT 9			
Category *	Citation of Document, 11 with indication, where appropriate, of the relevant passages 12		Relevant to Claim No. 13
A	US, A 4,147,775 (SCHWARTZ ET AL) 03 April 1979 See the entire document		1-34
A	US, A, 4,474,748 (SIPOS) 02 October 1984 See the entire document.		1-34
A	US, A, 4,540,403 (THEEUWES) 10 September 1985 See the entire document.		35-37
A,P	US, A, 4,822,339 (TRAN) 18 April 1989 See the entire document		35-37
<div style="display: flex; justify-content: space-between;"> <div style="width: 48%;"> <p>* Special categories of cited documents: 10</p> <p>"A" document defining the general state of the art which is not considered to be of particular relevance</p> <p>"E" earlier document but published on or after the international filing date</p> <p>"L" document which may throw doubts on priority claim(s) or which is cited to establish the publication date of another citation or other special reason (as specified)</p> <p>"O" document referring to an oral disclosure, use, exhibition or other means</p> <p>"P" document published prior to the international filing date but later than the priority date claimed</p> </div> <div style="width: 48%;"> <p>"T" later document published after the international filing date or priority date and not in conflict with the application but cited to understand the principle or theory underlying the invention</p> <p>"X" document of particular relevance: the claimed invention cannot be considered novel or cannot be considered to involve an inventive step</p> <p>"Y" document of particular relevance: the claimed invention cannot be considered to involve an inventive step when the document is combined with one or more other such documents, such combination being obvious to a person skilled in the art.</p> <p>"&" document member of the same patent family</p> </div> </div>			
IV. CERTIFICATION			
Date of the Actual Completion of the International Search		Date of Mailing of this International Search Report	
11 OCTOBER 1989		14 NOV 1989	
International Searching Authority		Signature of Authorized Officer	
ISA/US		 RAYMOND J. HENLEY III	