

March 27, 1951

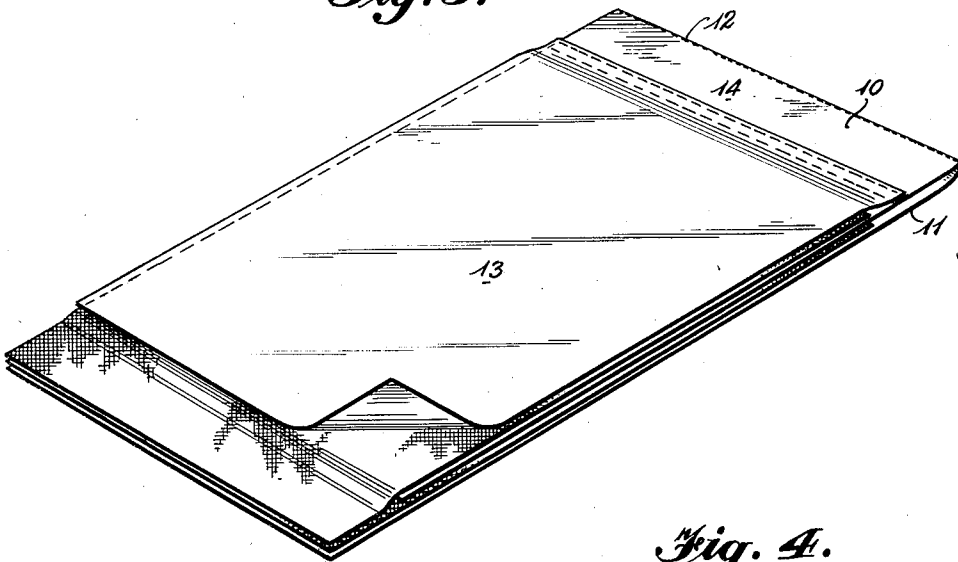
H. Y. BROCK, JR  
SALES BLANK

2,546,584

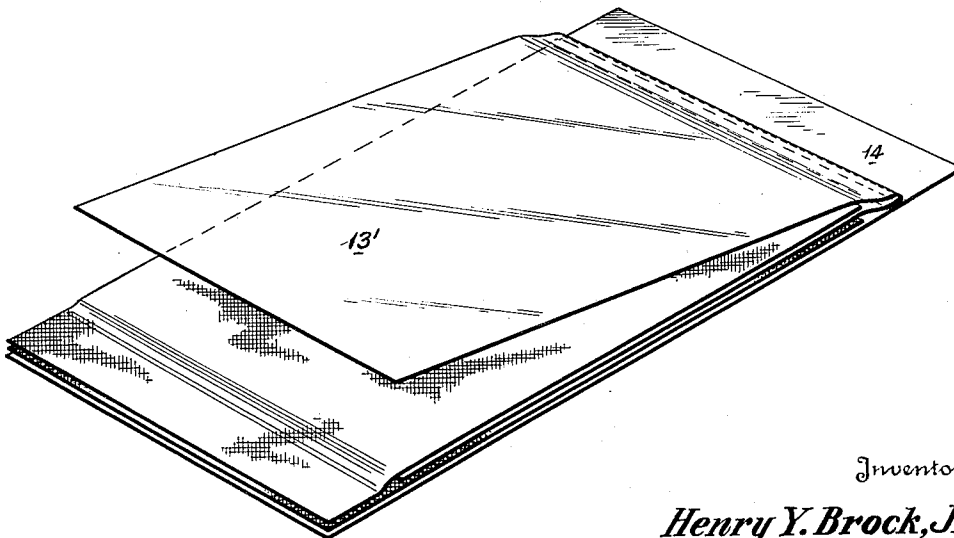
Filed June 26, 1947

2 Sheets-Sheet 2

*Fig. 3.*



*Fig. 4.*



Inventor

*Henry Y. Brock, Jr.*

By

*Jewett and Mead*  
Attorneys

March 27, 1951

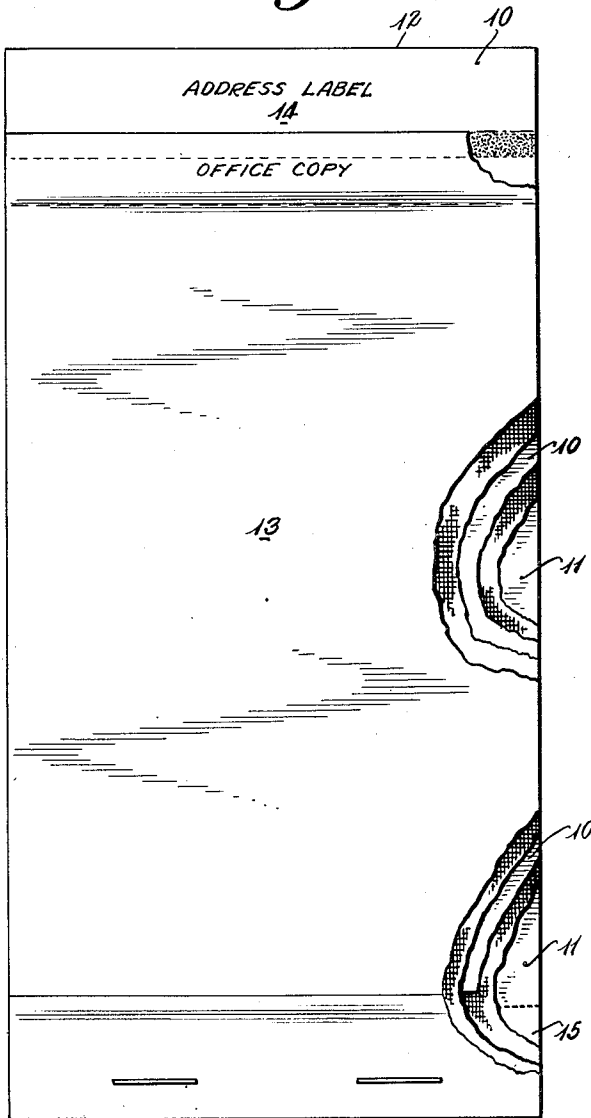
H. Y. BROCK, JR  
SALES BLANK

2,546,584


Filed June 26, 1947

2 Sheets-Sheet 1

*Fig. 1.*



*Fig. 2.*



Inventor

**Henry Y. Brock, Jr.**

By

*Jewett and Mead*  
Attorneys

# UNITED STATES PATENT OFFICE

2,546,584

## SALES BLANK

Henry Y. Brock, Jr., Baltimore, Md., assignor to  
The Baltimore Salesbook Company, Baltimore,  
Md., a corporation of Maryland

Application June 26, 1947, Serial No. 757,239

2 Claims. (Cl. 282-9)

1

The invention relates to sales blanks of the type used in department stores to provide originals and carbon copies of records of sales.

It is an object of the invention to provide blanks arranged in sets usable one set for each transaction, which sets each include at least two separable sheets temporarily secured together in a manner to expose a portion of each for stamping with a duplicate stamp to simultaneously apply duplicate data (as cash register certification of Date, Amount, etc.) on a slip to be retained and a slip to go to another department or with delivery.

Further objects will appear from the following description when read with the accompanying drawing showing an illustrative form of the invention and wherein:

Figure 1 is a plan view with parts broken away to show different layers;

Figure 2 is a longitudinal section in a plane normal to the planes of the sheets in Figure 1;

Figure 3 is a perspective view of the structure of Figure 1 showing one set of sheets; and

Figure 4 is a like view of another form of sheets.

As shown, each set of leaves for a transaction comprises a pair of leaves 10, 11 united as shown by a fold line 12. The two leaves of this pair may alternatively be pasted together for ready separation.

United to the leaf 10 by a line of readily separable paste there is shown a leaf 13, the upper end of the leaf 13 being spaced below the upper end of the leaf 10 whereby a space 14 of the leaf 10 is exposed above the upper exposed end of the leaf 13. By this arrangement a duplicate stamp may be used to impress data as the cash register certification of Date, Amount, etc. simultaneously on the upper end of sheet 13 and of sheet 10.

At the time of sale an original record of the article and price may be written on the body of sheet 13, to be duplicated by carbons on both sheet 10 and sheet 11, the sheet 13 may be retained for the bookkeepers office, and the addressed portion of sheet 10 may be sent to the delivery department to be pasted on the package for delivery.

It will also be understood that instead of a single sheet 13, the exposed end, falling short of space 14, may be a folded sheet, the rearward portion pasted to sheet 10 by a readily separable paste connection, as shown in Figure 4.

2

Since the sets of sheets build up thickness greater than the stapled together sheet ends at 15, thickened inserts 16 may be provided, and fresh carbons may be inserted at each insert 16 to provide for clear carbons with each group of sets of leaves.

Minor changes may be made in the physical embodiment of the invention, within the scope of the appended claims, without departing from the spirit of the invention.

I claim:

1. Sales blanks comprising, in combination: a set of leaves arranged for carbon copy production; the upper ends of two leaves of said set secured together with the upper edge of the uppermost thereof spaced below the upper edge of the lowermost thereof to expose a portion of each for receipt of identifying data in duplicate, on the two leaves; and adhesive securing means between said two edges providing ready separation thereof and forming the sole connection between the two.

2. An assembly of sales blanks comprising, in combination, a plurality of sets of leaves; each set comprising an upper and a lower leaf, the upper end of the upper leaf secured by readily separable adhesive means to the upper end of said lower leaf at a position spaced therefrom a distance for heading notations to appear in duplicate on adjacent portions of the leaves and being otherwise free therefrom and the lower end of the lower leaf projecting below the lower end of the upper leaf; the projecting ends of a plurality of said sets bound together to provide the assembly.

HENRY Y. BROCK, JR.

### REFERENCES CITED

The following references are of record in the file of this patent:

#### UNITED STATES PATENTS

Number	Name	Date
847,991	Maxwell	Mar. 19, 1907
959,776	Maxwell	May 31, 1910
1,507,226	Baughman	Sept. 2, 1924

#### FOREIGN PATENTS

Number	Country	Date
243,604	Great Britain	Dec. 3, 1925