



US00D438305S

(12) **United States Design Patent** (10) **Patent No.:** **US D438,305 S**  
**Ripich et al.** (45) **Date of Patent:** **\*\* Feb. 27, 2001**

(54) **TONGUE CLEANING DEVICE**  
(76) Inventors: **Robert J. Ripich**, 2622 Glenmont Rd., NW.; **James W. Bower**, 2810 Brentwood Close, NW., both of Canton, OH (US) 44708

(\*\*) Term: **14 Years**

(21) Appl. No.: **29/127,380**  
(22) Filed: **Aug. 3, 2000**

(51) **LOC (7) Cl.** ..... **24-02**  
(52) **U.S. Cl.** ..... **D24/147**  
(58) **Field of Search** ..... D24/147, 149, D24/133; 606/161, 162; 443/141; D32/49, 41, 40; D28/64

(56) **References Cited**  
**U.S. PATENT DOCUMENTS**  
D. 384,153 \* 9/1997 Potti et al. .... D24/147  
D. 392,386 \* 3/1998 Nguyen ..... D24/147

5,779,475 \* 7/1998 Patel ..... 433/141  
5,916,228 \* 6/1999 Ripich et al. .... 606/161

\* cited by examiner

*Primary Examiner*—Ian Simmons  
(74) *Attorney, Agent, or Firm*—Sand & Sebolt

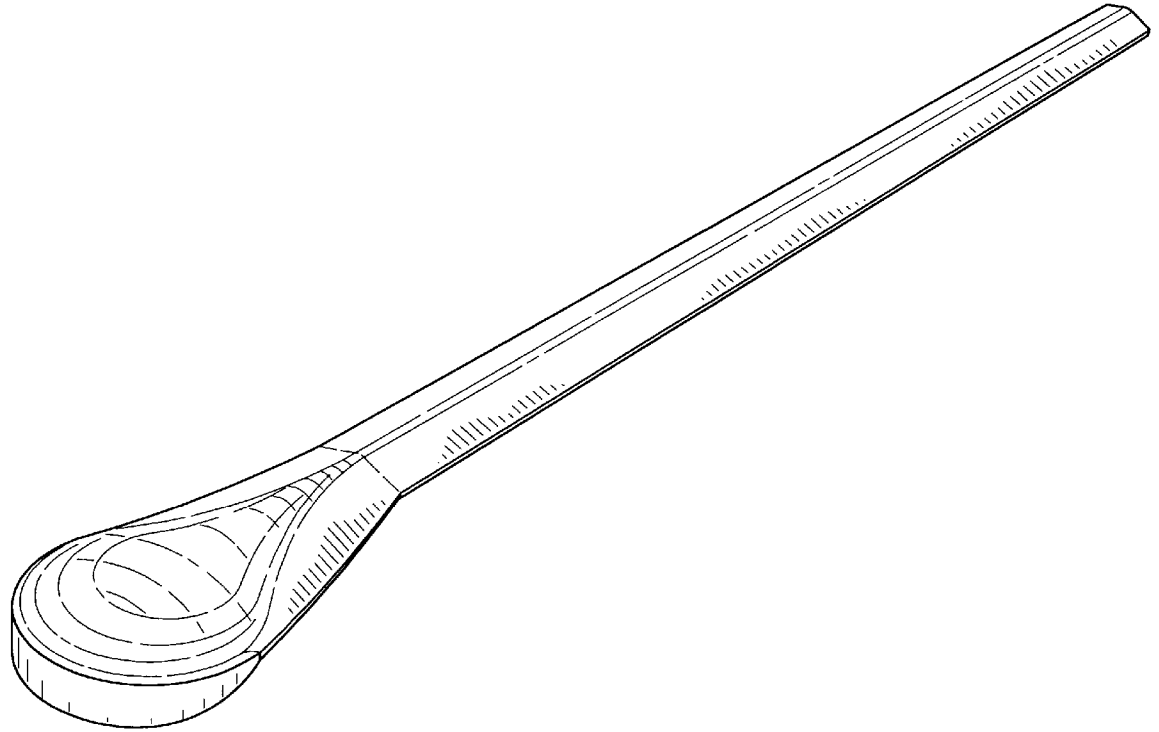
(57) **CLAIM**

The ornamental design for the tongue cleaning device, as shown and described.

**DESCRIPTION**

FIG. 1 is a perspective view of the tongue cleaning device of the present invention;  
FIG. 2 is a top plan view of the tongue cleaning device of FIG. 1;  
FIG. 3 is a left side elevational view;  
FIG. 4 is a front elevational view of FIG. 2;  
FIG. 5 is a right side elevational view of FIG. 4; and,  
FIG. 6 is a bottom plan view of FIG. 4.

**1 Claim, 2 Drawing Sheets**



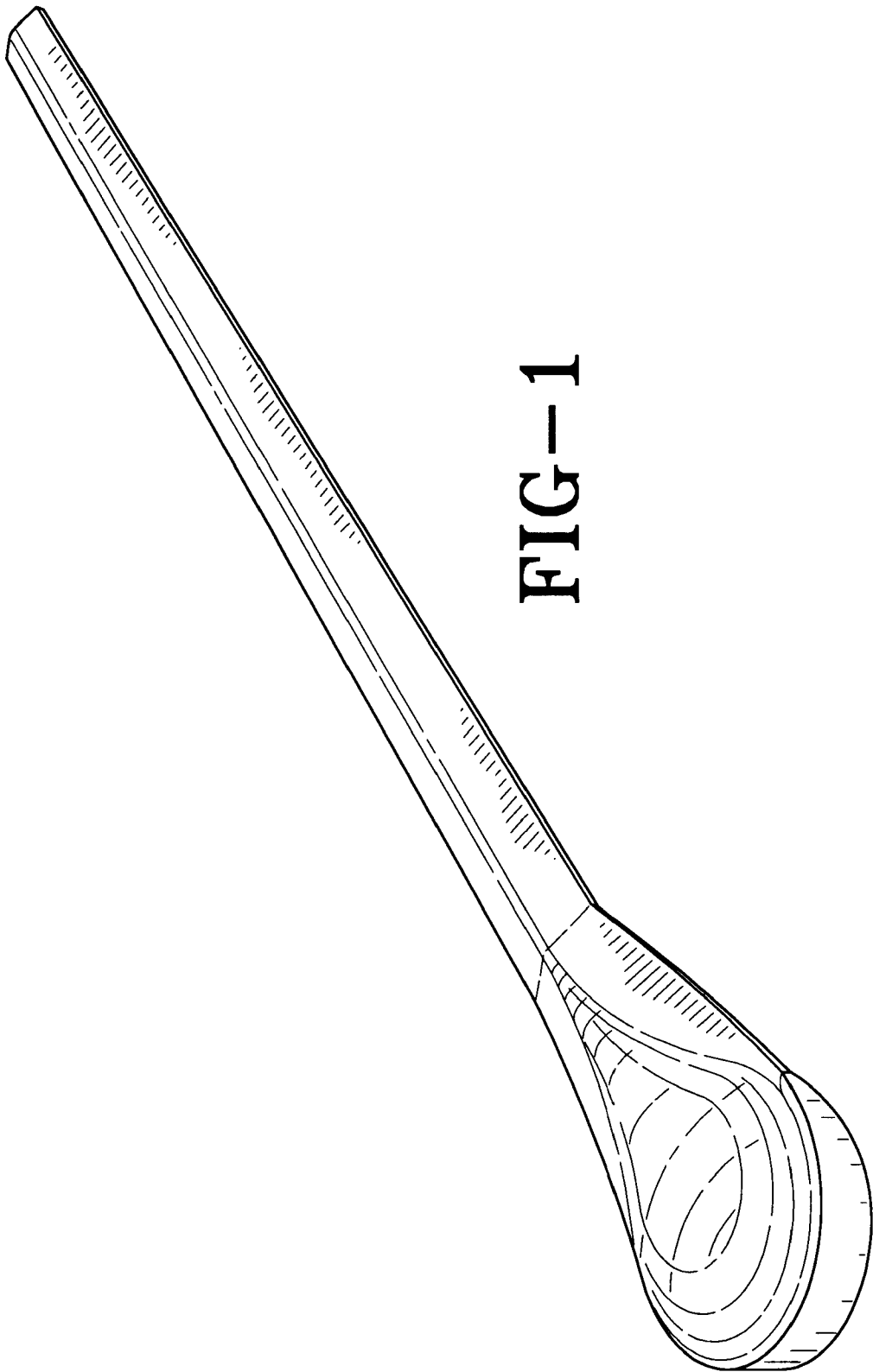


FIG-1

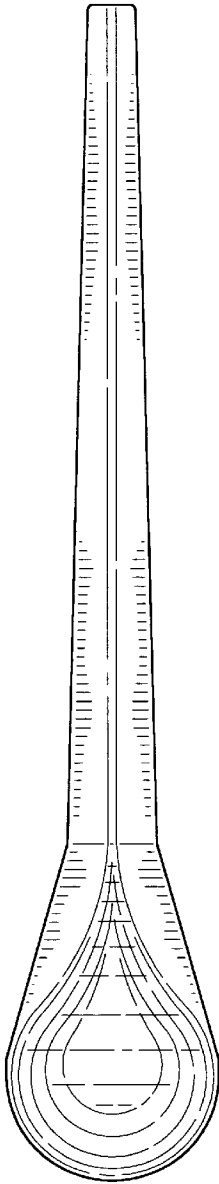


FIG-2




FIG-4

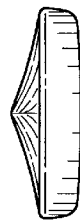


FIG-3

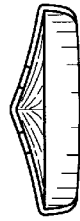


FIG-5

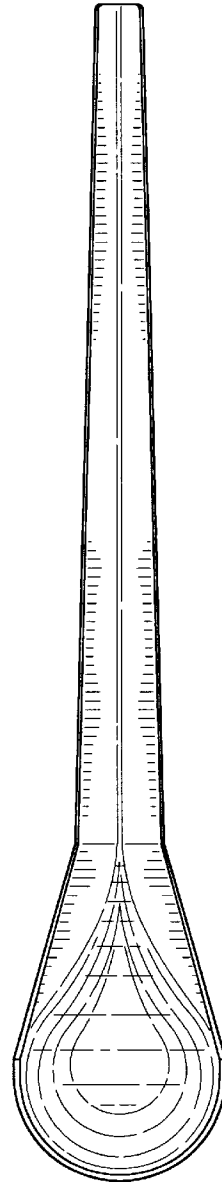


FIG-6