

No. 816,665.

PATENTED APR. 3, 1906.

G. A. KEENE.  
SINK CLEANER.  
APPLICATION FILED DEC. 9, 1905.

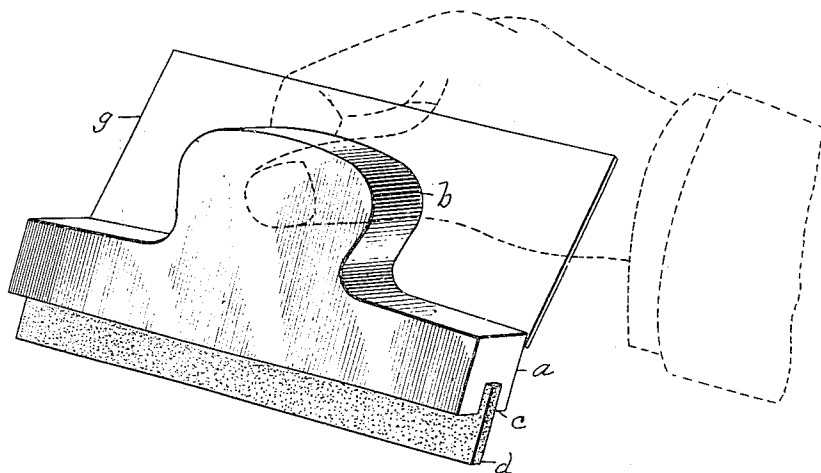


Fig. 1.

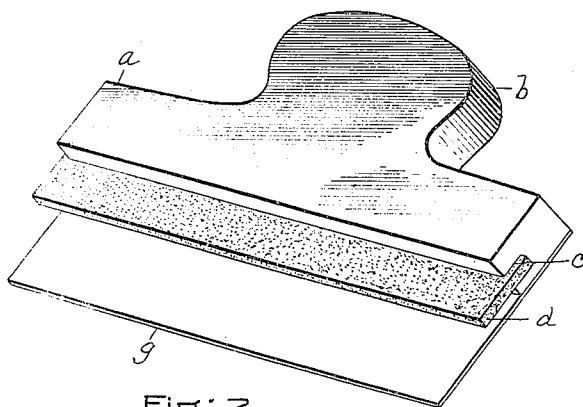


Fig. 2.

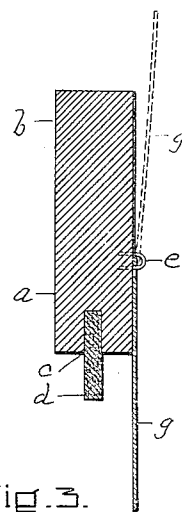


Fig. 3.

WITNESSES

E. L. Hood  
M. A. Atwood

INVENTOR

George A. Keene,  
By his Atty.  
Sherry Williams

# UNITED STATES PATENT OFFICE.

GEORGE A. KEENE, OF LYNN, MASSACHUSETTS.

## SINK-CLEANER.

No. 816,665.

Specification of Letters Patent.

Patented April 3, 1906.

Application filed December 9, 1905. Serial No. 291,059.

*To all whom it may concern:*

Be it known that I, GEORGE A. KEENE, a citizen of the United States, residing in Lynn, in the county of Essex and State of Massachusetts, have invented certain new and useful Improvements in Sink-Cleaners, of which the following is a specification.

This invention relates to an improved cleaner or scraper adapted particularly for cleaning kitchen-sinks. The devices most commonly in use for this purpose consist of a handle or frame provided with a rubber scraper. It is found in practice that the grease operates injuriously on the rubber and destroys it or impairs its usefulness in a short time, and, moreover, that it is practically impossible to take up the crumbs or other solid or semisolid matter apt to collect in or be moved by the scraper into the corners of sinks.

This invention has for its object to obviate these difficulties, providing a sink-cleaner which is practically indestructible as far as the action of grease is concerned and which will operate not only as a scraper to push along liquid or semiliquid matter on the main portion of the sink-bottom, but as a scoop or shovel by means of which the more solid substances, such as collect in corners, can be removed.

The nature of the invention is fully described below and illustrated in the accompanying drawings, in which—

Figure 1 is a perspective view of my improved sink-cleaner in position for use as a scraper. Fig. 2 is a perspective view of the device in position for use as a scoop or shovel. Fig. 3 is a central cross vertical section, the blade which constitutes the scoop or shovel being shown in full lines swung down and in dotted lines in a raised position.

Similar letters of reference indicate corresponding parts.

*a* represents a holder or body portion provided with a suitable handle *b* and longitudinally grooved on its under side or bottom at *c* to receive a washer or scraper *d*. This scraper or washer instead of being made of rubber is constructed of tough leather and is secured in the said groove in any suitable manner. This leather washer is not affected by the grease or acid which is often found in sinks.

Hinged to one side of the holder *a*, preferably by means of staples *e*, is a metallic plate *g*. This plate is preferably rectangular in

shape and of about the same length as the holder, and it is sufficiently wide to enable it when dropped to extend for a considerable distance below the scraper *d*.

When the device is to be used in cleaning a sink-bottom, the plate *g* is swung up into the position indicated in Fig. 1 and held in such position between the fingers of the hand, while the thumb extends over the handle *d*, or the thumb may extend over the plate and the handle extend between the fingers, as desired. In this position the leather scraper may be used to scrape the main portion of the sink-bottom and the plate *g* be held up out of the way during the operation. The plate may then be allowed to drop into the position indicated in full lines in Fig. 3 and the device held with the fingers under and supporting the plate and with the thumb on the front or upper side of the handle. In this position the plate operates as a shovel or scoop and can lift crumbs or other solid or semisolid matter from the corners or other portions of the sink, whereby such matter can be readily removed.

The swinging plate *g* is preferably constructed of galvanized iron, but may be made of any other metal or sufficiently rigid material.

Having thus fully described my invention, what I claim, and desire to secure by Letters Patent, is—

1. A sink-cleaner comprising a holder, a scraper extending therefrom, and a swinging plate supported by the holder and adapted for use as a scoop or shovel, said plate being adapted to be swung or dropped into operative position or to be swung up out of operative position when the scraper is to be used.

2. A sink-cleaner comprising a holder, a scraper extending from the lower edge thereof, and a swinging plate supported by the holder and adapted for use as a scoop or shovel, said plate extending when it is lowered into operative position below the lower edge of the scraper, and being adapted to be swung up out of operative position when the scraper is to be used.

In testimony whereof I have signed my name to this specification in the presence of two subscribing witnesses.

GEORGE A. KEENE.

Witnesses:

HENRY W. WILLIAMS,  
A. K. HOOD.