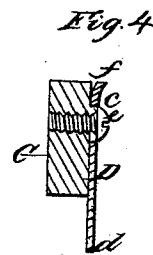
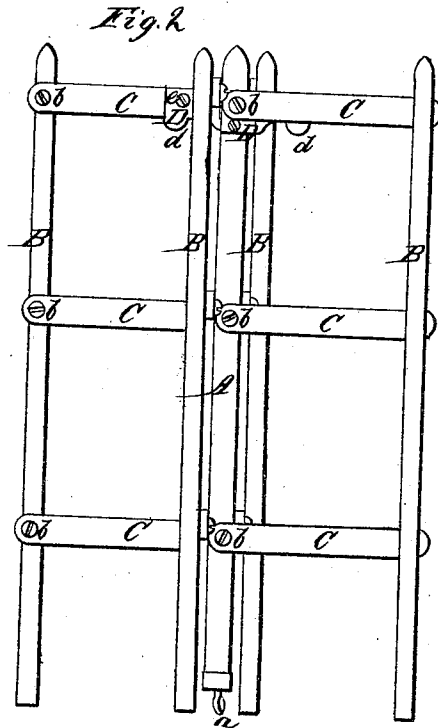
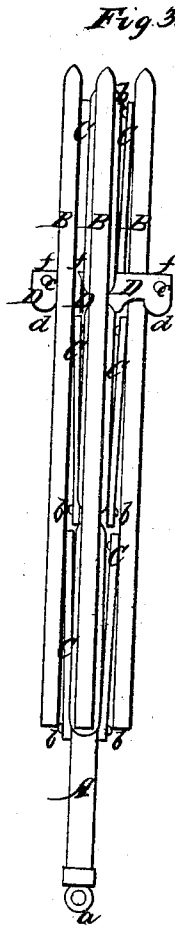
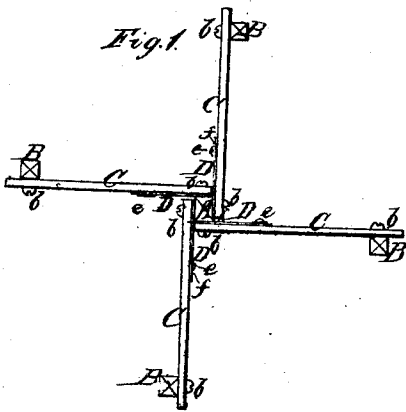


I. B. ARNOLD.
CLOTHES DRIER.

No. 69,302.

Patented Oct. 1, 1867.



Witnesses
Geo. H. Andrews,
J. P. Hall Jr

Inventor.
Israel B. Arnold
by his attorney,
R. H. Brady

United States Patent Office.

ISRAEL B. ARNOLD, OF PROVIDENCE, RHODE ISLAND, ASSIGNOR TO
CHARLES P. DUNHAM, OF SAME PLACE.

Letters Patent No. 69,302, dated October 1, 1867.

IMPROVED CLOTHES-DRIER.

The Schedule referred to in these Letters Patent and making part of the same.

TO ALL PERSONS TO WHOM THESE PRESENTS SHALL COME:

Be it known that I, ISRAEL B. ARNOLD, of the city and county of Providence, and State of Rhode Island, have invented a new and useful or Improved Folding Clothes-Horse; and I do hereby declare the same to be fully described in the following specification, and represented in the accompanying drawings, of which—

Figure 1 is a top view, and

Figure 2 a side elevation of it as it appears when unfolded and ready for use.

Figure 3 is a side view of it in a folded state.

In such drawings A denotes a vertical post, square, in horizontal section, and provided at its lower end with an eye or staple, *a*, extended therefrom. B B B B are four other posts, which are disposed at equal distances from and around the post A, in manner as represented, each of such posts, B, being connected with the post A by means of three or any other suitable number of bars, C C C. The connection of each of the bars with such post consists of a screw, *b*, going through the bar and being screwed into the post, the bar being free to turn on the screw. Furthermore, between each of the upper bars C and the post A, and fixed to such post, is an elastic plate, D, provided with a hole, *c*, made through it, and with a projection, *d*, to extend from it in manner as represented, the said plate corresponding in its width with that of the bar. A screw, *e*, screwed into the bar is to operate with the plate or enter the hole thereof when the bar is horizontal. The upper part of the plate is bent a little, as shown at *f*, in order to enable the screw-head, by acting against such bent part, to press out the plate while the bar may be in the act of descending, such being to enable the screw-head to press away the catch-plate and enter its hole, the said catch-plate and screw thereby serving to hold the bar horizontally.

Figure 4 is a vertical section of the catch-plate and its screw taken through the latter.

By moving the catch-plate off its screw, and laying hold of the part B and moving it upward, the said part B, with the several bars C C C connecting such post, will be folded up against the post. When turned down into horizontal positions the bars C C C will answer to support clothes to be dried.

I claim the improved folding clothes-horse as composed of a central post A, the series of posts B B B B, their several connection-bars C C C, the catch-plates D, and screws *e*, arranged and applied together substantially in manner and so as to operate as set forth.

ISRAEL B. ARNOLD.

Witnesses:

R. H. EDDY,

F. P. HALE, Jr.