



US00D716707S

(12) **United States Design Patent**
Takei

(10) **Patent No.:** **US D716,707 S**

(45) **Date of Patent:** **** Nov. 4, 2014**

(54) **REAR BUMPER FOR AN AUTOMOBILE**

(71) Applicant: **Tatsuya Takei**, Toyota (JP)

(72) Inventor: **Tatsuya Takei**, Toyota (JP)

(73) Assignee: **Toyota Jidosha Kabushiki Kaisha**,
Toyota-shi, Aichi-ken (JP)

(**) Term: **14 Years**

(21) Appl. No.: **29/483,291**

(22) Filed: **Feb. 27, 2014**

Related U.S. Application Data

(62) Division of application No. 29/444,091, filed on Jan. 25, 2013.

(30) **Foreign Application Priority Data**

Jul. 27, 2012 (JP) D2012-017845

Jul. 27, 2012 (JP) D2012-017856

(51) **LOC (10) Cl.** **12-16**

(52) **U.S. Cl.**
USPC **D12/169**

(58) **Field of Classification Search**
USPC D12/86, 90, 91, 92, 163, 169, 171, 196,
D12/216; 293/102, 113, 115, 117, 120;
296/180.1, 180.2
See application file for complete search history.

(56) **References Cited**

U.S. PATENT DOCUMENTS

6,520,553 B2 * 2/2003 Muramatsu 293/155
D555,041 S * 11/2007 Davidson D12/92
D586,263 S * 2/2009 Osborne et al. D12/92

D589,416 S * 3/2009 Osborne et al. D12/169
D615,009 S * 5/2010 Schell et al. D12/169
D619,509 S * 7/2010 Choi et al. D12/164
D640,613 S * 6/2011 Bauer et al. D12/169
D640,616 S * 6/2011 Schell et al. D12/169
D647,831 S * 11/2011 Murakawa et al. D12/169
D663,658 S * 7/2012 Karras et al. D12/169
D664,486 S * 7/2012 Xu et al. D12/169
D673,088 S * 12/2012 Thompson D12/169

OTHER PUBLICATIONS

Newcarshow.com; URL: http://www.netcarshow.com/audi/2021-s5_sportback/800x600/wallpaper_18.htm; Mfg.: Audi; Model: Audi S5 Sportback (2012); available on at least Dec. 21, 2011.
Newcarshow.com; URL: http://www.netcarshow.com/bmw/2012-3-series/800x600/wallpaper_70.htm; Mfg.: BMW; Model: BMW 3-Series (2012); available on at least Dec. 21, 2011.

(Continued)

Primary Examiner — Philip S Hyder
Assistant Examiner — Darlington Ly
(74) *Attorney, Agent, or Firm* — Finnegan, Henderson, Farabow, Garrett & Dunner, LLP


(57) **CLAIM**

The ornamental design for a rear bumper for an automobile, as shown and described.

DESCRIPTION

FIG. 1 is a perspective view of a rear bumper for an automobile showing my new design;
FIG. 2 is a front view thereof;
FIG. 3 is a rear view thereof;
FIG. 4 is a left side elevation view thereof;
FIG. 5 is a right side view thereof;
FIG. 6 is a top plan view thereof; and,
FIG. 7 is a bottom view thereof.

1 Claim, 6 Drawing Sheets



(56)

References Cited

OTHER PUBLICATIONS

Newcarshow.com; URL: http://www.netcarshow.com/toyota/2012-ns4_advanced_plug-in_hybrid_concept/800x600/wallpaper.0d.htm; http://www.netcarshow.com/toyota/2012-ns4_advanced_plug-in_hybrid_concept/800x600/wallpaper_0a.htm; Mfg. Toyota;

Model: Toyota NS4 Advanced Plug-in Hybrid Concept (2012); available on at least Feb. 3, 2012.

Newcarshow.com; URL: http://www.netcarshow.com/toyota/2011-ft-86-ii_concept/800x600/wallpaper_07.htm; Mfg.: Toyota; Model: Toyota FT-86 II Concept (2011); available on at least Feb. 3, 2012.

* cited by examiner




FIG. 1




FIG. 2

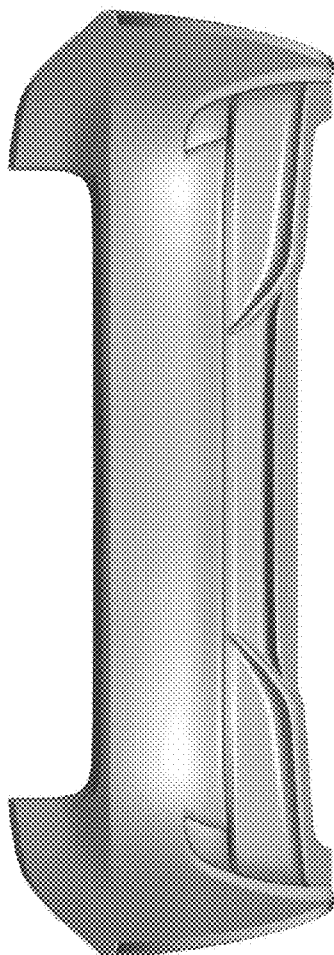


FIG. 3

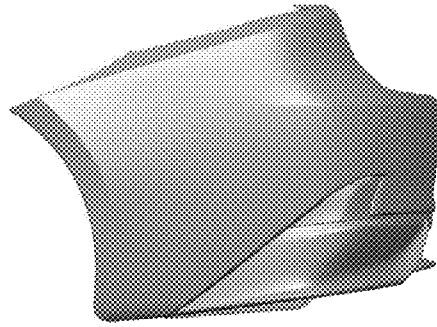


FIG. 4



FIG. 5




FIG. 6

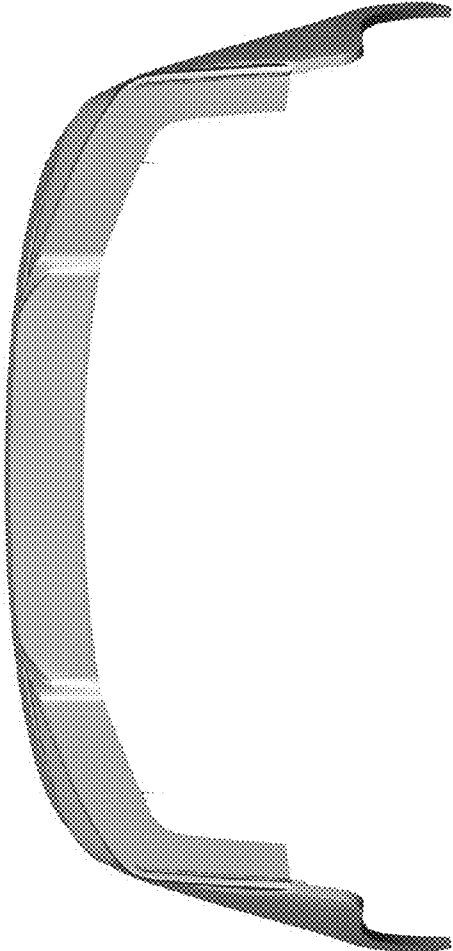


FIG. 7