


(No Model.)

F. M. LIBBY.  
PERFORATED PEN HOLDER.

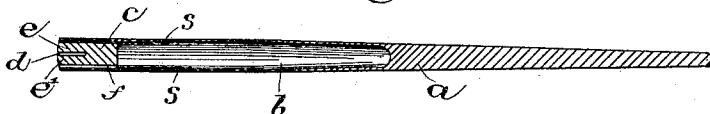
No. 383,185.

Patented May 22, 1888.

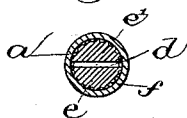
*Fig:1.*



*Fig:2.*



*Fig:3.*



*Witnesses.*

*Harold T. Eaton.*

*Fred L. Emery.*

*Inventor.*

*Frederick M Libby.*

*By Crosby Gregory.*

*Attys.*

# UNITED STATES PATENT OFFICE.

FREDERICK MATTHIAS LIBBY, OF PORTLAND, MAINE.

## PERFORATED PEN-HOLDER.

SPECIFICATION forming part of Letters Patent No. 393,185, dated May 22, 1888.

Application filed October 31, 1887. Serial No. 253,833. (No model.)

*To all whom it may concern:*

Be it known that I, FREDERICK MATTHIAS LIBBY, of Portland, county of Cumberland, and State of Maine, have invented an Improvement in Pen-Holders, of which the following description, in connection with the accompanying drawings, is a specification, like letters on the drawings representing like parts.

This invention has for its object to construct a pen-holder combining elasticity, strength, and adaptability to receive pens of various sizes, in a new and useful manner.

In the construction of pen-holders heretofore no attempt has been made to give elasticity to the holders themselves other than by making them of material more or less elastic or providing an independent barrel of metal slitted longitudinally, the main reliance being placed on the pen to be used. Many pens now constructed have little pliability, thereby causing much discomfort by their use for any length of time in connection with ordinary holders; and it is the purpose of this my invention to provide a pen-holder that may be used with any pen, hard or soft, without tiring the hand during long continuous use and without sacrificing unduly the strength of the holder.

My invention consists, essentially, of a pen-holder slitted transversely, whereby elasticity is imparted to the said holder.

Figure 1 is a top view of a pen-holder embodying my invention; Fig. 2, a section of Fig. 1, taken on the line *x x*; and Fig. 3 is an enlarged cross-section of Fig. 1 on the line *y y*.

The holder *a*, of rubber, zylonite, celluloid, horn, wood, or other suitable material, is preferably hollowed out for a portion of its length, as at *b*, (see Fig. 2,) and has fitted therein a plug, *c*, provided with a slit, *d*, to form jaws *e e'*.

The plug *c* is corrugated, preferably longitudinally, for a part or the whole of its length, as at *f*, (see Figs. 2 and 3,) the said corrugations enabling a pen to be more firmly held when inserted between the holder *a* and the slitted end of the plug, the slit *d* allowing the jaws *e e'* to be pressed toward each other to accommodate pens of various sizes and curvatures.

When the plug is constructed as above, the best results are attained; but it is obvious that the exact form of plug may be changed without departing from my invention.

It is also obvious that a separate plug may be dispensed with altogether by making the holder *a* in two parts, hollowing out one end of one of the parts and making at its other end a recess to receive the pen, and then uniting the two parts of the holder in any suitable manner.

At or near the back of the plug *c*, or its equivalent, as described, the holder *a* is provided with one or more series (preferably two) of transverse slits or saw-cuts, as at *ss*, (see Figs. 1 and 2,) the said slits being substantially parallel to each other and of equal length. When the material of the holder is such that the slits would tend to split or splinter it, a double row of holes, as at *t*, (best shown in Fig. 1,) may be bored and then the slits or saw-cuts made, terminating at each end in one of the holes. A single series of slits will be sufficient to give the requisite elasticity to the holder; but I preferably make two such series diametrically opposite each other, the best results being accomplished by this latter construction.

Owing to the position of the transverse slits—viz., at or near the back of the plug—the holder is rendered elastic at that portion grasped by the fingers of the writer and in an up-and-down direction, and lateral flexibility is prevented by the unslitted longitudinal portion of the holder contiguous to the series of slits, it being desirable to have the holder somewhat stiff laterally.

Hereinbefore and in the claims in speaking of the slits or saw-cuts I have used the term "transverse slits," and by such term I mean slits or cuts in the holder at right angles, or nearly so, relative to the longitudinal axis of the said holder.

I do not desire to limit myself to the exact form of pen-holder herein shown and described to any particular form or number of slits or cuts, nor to the exact position of the same relative to the longitudinal axis of the holder, as I believe myself to be the first to construct a pen-holder homogeneous throughout and made elastic by reason of a series of short independent transverse slits or cuts.

I claim—

1. As an improved article of manufacture, a pen-holder of homogeneous material and slitted transversely for a small portion of the length, whereby elasticity is imparted to the said pen-

holder at such portion, substantially as described.

2. As an improved article of manufacture, a homogeneous pen holder made hollow for a portion of its length and provided with a series of short and disconnected transverse saw-cuts in the said hollow portion near its outer end, substantially as described.

3. As an improved article of manufacture, a homogeneous pen-holder made hollow for a portion of its length and provided with short transverse slits, combined with a longitudinally-slitted plug to fit into the outer end of the said hollow portion, substantially as and for the purpose set forth.

4. As an improved article of manufacture, a homogeneous pen-holder made hollow for a portion of its length and provided with independent transverse slits, combined with a corrugated or milled cylindrical plug to fit into the outer end of said hollow portion, substantially as and for the purpose set forth.

In testimony whereof I have signed my name to this specification in the presence of two subscribing witnesses.

FREDERICK MATTHIAS LIBBY.

Witnesses:

NEWELL W. EDSSEN,  
NEAL DOW GOULD.