

J. McMURTRY.
LAMP-CHIMNEY.

No. 190,886.

Patented May 15, 1877.

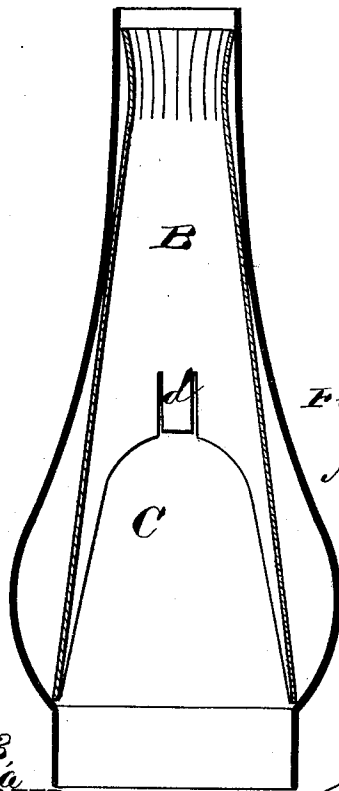


Fig. 1.
A

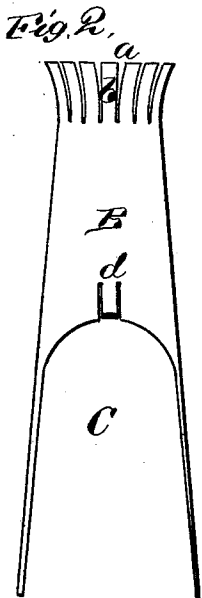


Fig. 2.




Fig. 3.

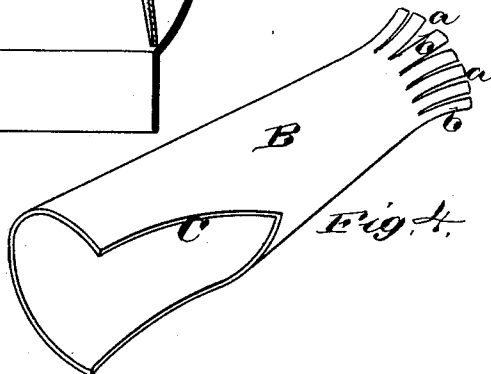


Fig. 4.




Fig. 5.

WITNESSES

A. Bates.
George E. Upjohn

INVENTOR.

Joseph McMurry.
Gilmore & Smith Co.

ATTORNEYS.

UNITED STATES PATENT OFFICE.

JOSEPH McMURTRY, OF PITTSBURG, PENNSYLVANIA.

IMPROVEMENT IN LAMP-CHIMNEYS.

Specification forming part of Letters Patent No. **190,886**, dated May 15, 1877; application filed April 28, 1877.

To all whom it may concern:

Be it known that I, JOSEPH McMURTRY, of Pittsburg, in the county of Allegheny and State of Pennsylvania, have invented a new and valuable Improvement in Lamp-Chimneys; and I do hereby declare that the following is a full, clear, and exact description of the construction and operation of the same, reference being had to the annexed drawings, making a part of this specification, and to the letters and figures of reference marked thereon.

Figure 1 of the drawings is a representation of a vertical central sectional view of my lamp-chimney protector. Figs. 2 and 3 are side views thereof. Fig. 4 is a perspective view; and Fig. 5 is a vertical central sectional view of the same.

My invention relates to ordinary lamp-chimneys; and it consists in the construction of a sheet-metal protector to be placed inside of the chimney for protecting the same, and at the same time act as a shade, as will be hereinafter more fully set forth.

In the annexed drawing, which fully illustrates my invention, A represents an ordinary glass lamp-chimney, of any desired form and size.

Within this chimney is placed a tapering tube, B, made of tin or other suitable sheet metal, extending from near the top downward, to inclose the flame from the burner, or to any point above the same desired.

The upper end of the tapering tube or cone B is cut with a series of longitudinal slits, *a*, of suitable length forming, a series of tongues, *b b*, which are bent outward before the tube is placed in the chimney, so that when pushed in they will spring back or outward against the inside of the chimney at the top, and hold the tube in its place.

When the lower end of the tube B extends below the flame, it will, at its lower end, be

provided with one or two openings, *c*, so as to give the desired amount of light.

When formed with two openings, *c*, as shown in Figs. 1, 2 and 3, lips *d* will be formed at the tops of said openings to project outward and bear against the glass to prevent the tube from moving from side to side, which would cause the flame to strike the glass.

The tube or cone B acts as a protector for the glass chimney, preventing the same from cracking by any sudden or long continued or strong heat; it is adapted to all kinds of glass lamp-chimneys; it is simple, cheap, durable and useful, and prevents the chimneys from getting smoked. It also acts as a shade, which is especially useful for reading or sewing. When the protector has only one opening, *c*, at the bottom, as shown in Fig. 4, it also acts as a reflector, intensifying the light through said opening.

When not so much shade is required the protector is made short, as shown in Fig. 5, so as to stop at a point above the flame.

What I claim as new, and desire to secure by Letters Patent, is—

1. In combination with an ordinary glass chimney, the sheet-metal tube B, formed with slits *a* and tongues *b* at its upper end, substantially as and for the purpose described.

2. In combination with an ordinary glass chimney, the sheet-metal tube B having slits *a* and tongues *b* at its upper end, and one or more openings, *C*, at its lower end, with lips *d* above such openings, substantially as and for the purpose described.

In testimony that I claim the above I have hereunto subscribed my name in presence of two witnesses.

JOSEPH McMURTRY.

Witnesses:

JAMES BLACK,
ROBERT HAYNE.