

[54] DECORATIVE SCREEN DOOR

[76] Inventor: **Ciro C. Coppa**, 2125 Caddington Dr.,  
San Pedro, Calif. 90732

[\*\*] Term: **14 Years**

[21] Appl. No.: **394,402**

[22] Filed: **Jul. 1, 1982**

[52] U.S. Cl. .... **D25/48**

[58] Field of Search ..... D25/48, 52; 52/455;  
160/37, 90, 92; 49/463, 485, 450, 495

[56] **References Cited**

**U.S. PATENT DOCUMENTS**

D. 255,838	7/1980	Emanuel	.....	D25/48
3,389,505	6/1968	Zitomer	.....	52/455 X
4,236,365	12/1980	Wheeler	.....	52/455
4,311,183	1/1982	Herbst et al.	.....	52/455 X


*Primary Examiner*—A. Hugo Word  
*Attorney, Agent, or Firm*—Singer & Singer

[57] **CLAIM**

The ornamental design for a decorative screen door,  
substantially as shown and described.

**DESCRIPTION**

FIG. 1 is a perspective view illustrating a first embodiment of my new design;  
FIG. 2 is a front elevation view thereof, with the undisclosed rear elevation view being the same as that illustrated;  
FIG. 3 is a top plan view thereof, with the undisclosed bottom plan view being the same as that illustrated;  
FIG. 4 is a left side view thereof, with the undisclosed right side view being same as that illustrated;  
FIG. 5 is a perspective view of a second embodiment of my new design;  
FIG. 6 is a front elevation view thereof, with the undisclosed rear elevation view being the same as that illustrated;  
FIG. 7 is a top plan view thereof, with the undisclosed bottom plan view being the same as that illustrated;  
FIG. 8 is a left side view thereof, with the undisclosed right side view being the same as that illustrated;  
FIG. 9 is a perspective view of a third embodiment of my new design;  
FIG. 10 is a front elevation view thereof, with the undisclosed rear elevation view being the same as that illustrated;  
FIG. 11 is a top plan view thereof, with the undisclosed bottom plan view being the same as that illustrated; and  
FIG. 12 is a left side view thereof, with the undisclosed right side view being the same as that illustrated.



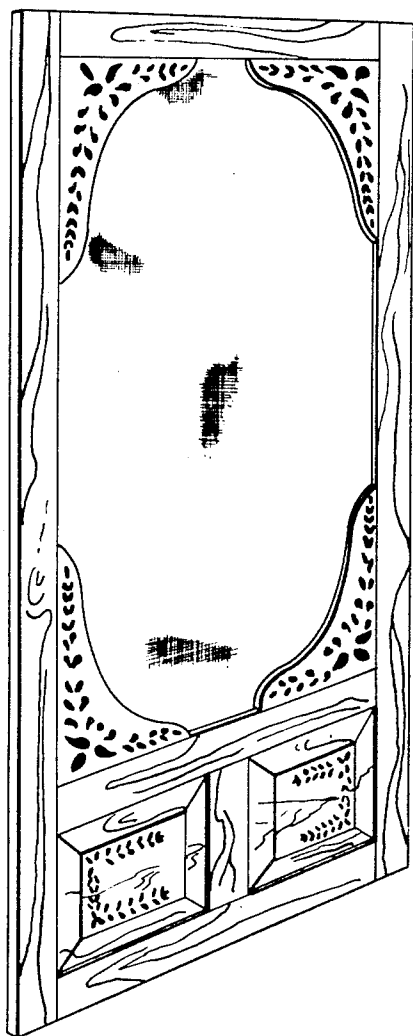


Fig. 1.

Fig. 3.



Fig. 2.

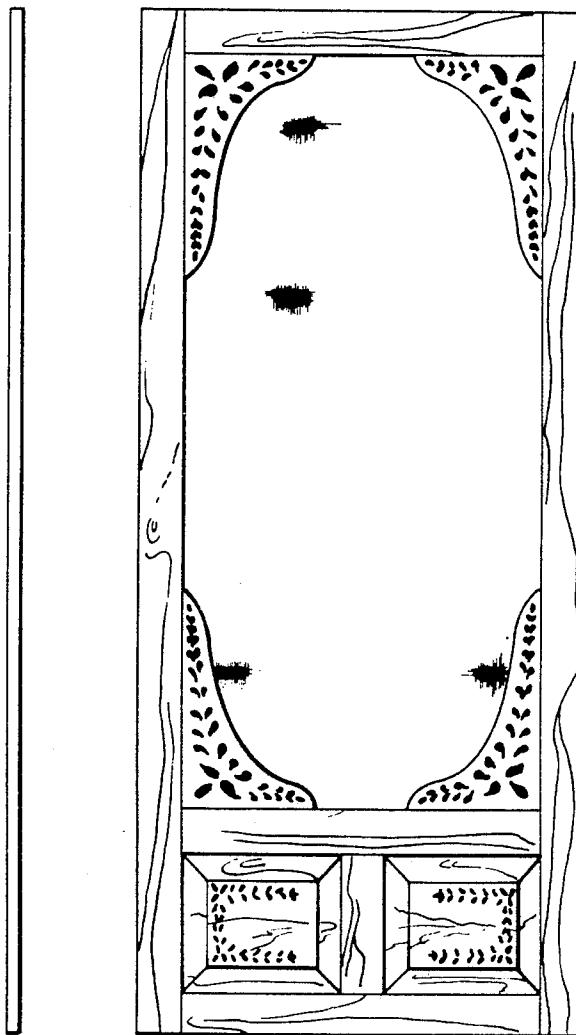


Fig. 4.




Fig. 5.

Fig. 7.



Fig. 6.

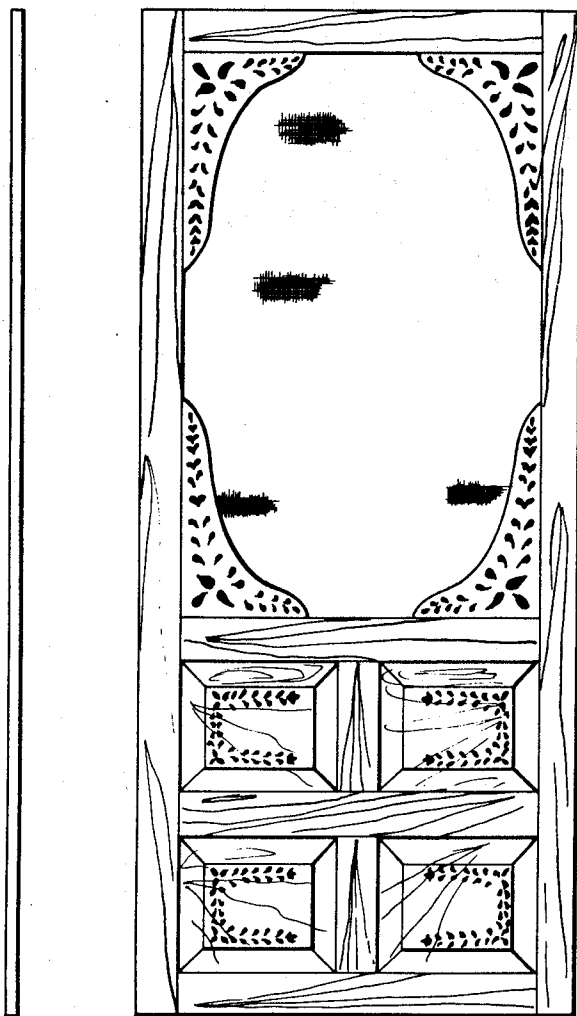


Fig. 8.



Fig. 9.

Fig. 11.




Fig. 10.

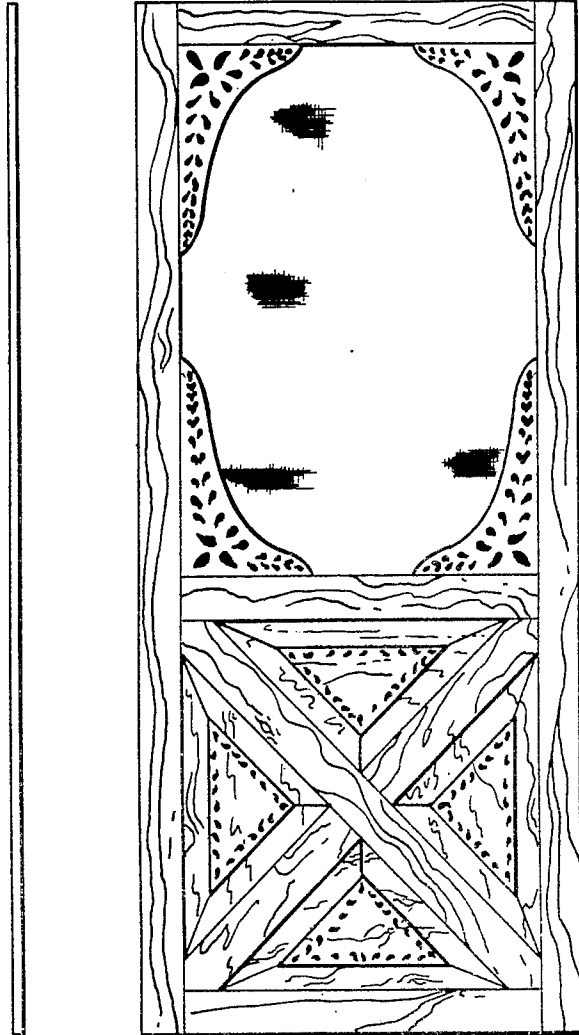


Fig. 12.