May 7, 1929. H. T. GILLESPIE 1,711,594

SYRINGE CONTAINER

Filed April 28, 1927

Fig. 1.

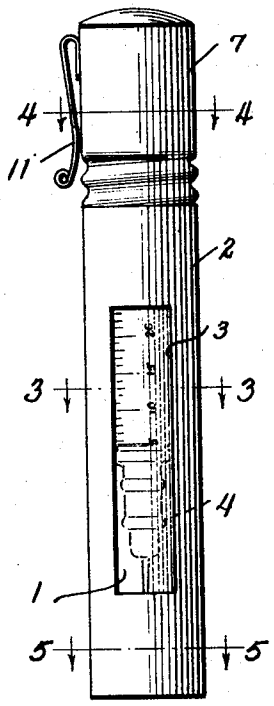

Fig. 2.

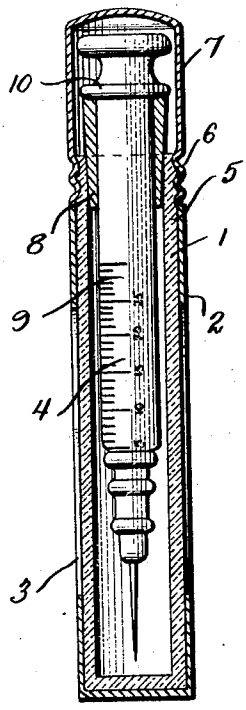

Fig. 3.

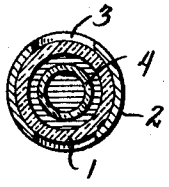

Fig. 4.

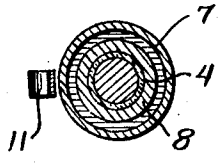

Fig. 5.

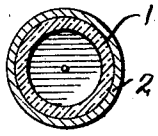

WITNESSES

F. C. Tadman.

Wm. P. Smith

Holden T. Gillespie. INVENTOR.

BY Richard B. Owen.

ATTORNEYS.

Patented May 7, 1929. 1,711,594

UNITED STATES PATENT OFFICE.

HOLDEN T. GILLESPIE, OF FORT DODGE, IOWA.

SYRINGE CONTAINER.

Application filed April 28, 1927. Serial No. 187,256.

This invention relates to a container for supporting syringes of the hypodermic type, and has for its primary object the construction of a container that will properly support and protect the syringe, while at the same time subjecting the same to the disinfecting action of a disinfectant.

An object of the invention is the construction of a container capable of supporting a disinfectant, the level of which may be readily viewed, the needle and major portion of the syringe being submerged in the disinfectant.

Another object of the invention is the construction of a container consisting of a glass receptacle for containing a disinfectant, a protecting casing therefor, and a novel support for the syringe which suspends the syringe within the solution, while at the same time closing the opening of the receptacle.

Besides the above, my invention is distinguished in the novel construction and arrangement of parts which provides a very compact article which may be easily carried and one in which the hypodermic needle is fully protected and sterilized when not in use.

Another feature of the invention is the novel manner of constructing and associating the stopper with the syringe and the receptacle so that the same may perform the triple function of a stopper for the container, the sole support for the syringe, and a finger grip during the use of the syringe.

With these and other objects in view, my invention will be better understood from a description of the same when taken in connection with the accompanying drawing, wherein:—

Figure 1 is a side elevation of my improved syringe container;

Figure 2 is a vertical sectional view;

Figure 3 is a horizontal sectional view on the line 3—3 of Figure 1;

Figure 4 is a horizontal sectional view on the line 4—4 of Figure 1;

Figure 5 is a sectional view on the line 5—5 of Figure 1.

Again referring to the drawing illustrating one of the many constructions of my invention, the numeral 1 designates a receptacle formed of glass so that the level of the disinfectant contained within the receptacle may be viewed at all times. This receptacle is enclosed and protected by a metallic tubular casing 2 that snugly fits the receptacle and is provided with elongated sight openings 3 so that the syringe 4 when arranged in the receptacle may be readily viewed, as well as the level of the disinfectant in which the syringe is submerged. The receptacle is provided with a threaded neck 5 engaged by the threaded extremity 6 of the cap 7.

A very important feature of my invention is the novel construction of stopper 8 that is of such a design and so arranged and associated with the syringe and receptacle that the same may perform the triple function of a stopper for the receptacle, a support for the syringe, and a finger grip during the use of the syringe. This stopper, which may be constructed from any suitable material but preferably of rubber, is of elongated formation and is arranged snugly on the barrel 9 of the syringe with its upper end in contact with the bead 10. The outer surface of the stopper 8 tapers downwardly and inwardly so as to adapt its lower end for a tapering wedging engagement with the neck 5 so as to provide an absolutely liquid-tight connection. The greater portion of the stopper 8 extends above the receptacle 1. With the stopper arranged in the position as illustrated, it will be appreciated that the same may be readily gripped by the fingers of the operator during the withdrawal and the operation of the syringe, thereby providing a more effective grip between the fingers of the operator and the syringe and thus adapting it to be easily withdrawn from the receptacle and firmly held while in use.

To complete the invention, the cap 7 has connected thereto any suitable form of clip 11, by means of which the device may be conveniently secured to a pocket of the user or to any other suitable article.

From the foregoing description taken in connection with the accompanying drawing, it will be apparent that I provide a syringe container of a simple, substantial construction which will effectively and properly support and protect a syringe submerged in a disinfectant, thereby assuring the sterile condition of the syringe at the time of use thereof. It will also be appreciated that owing to the construction and association of the various parts, a clear vision may be obtained of the level of the disinfectant in the container and the submerged condition of the syringe.

It is, of course, to be understood that the

design, construction and association of the various parts comprising the invention may be changed in various other manners than illustrated and associated in other relations and, therefore, I do not desire to be limited in any respect except as set forth in the following claim.

I claim:—

A container for a syringe having a bead near its upper end, comprising a receptacle within which the lower portion of the syringe is arranged, and an elongated stopper snugly fitting on the upper portion of the syringe and abutting said bead and having its outer surface tapering downwardly and inwardly, the lower end of the stopper having a snug engagement in the upper end of the receptacle, and the greater portion of the stopper extending above the receptacle to permit the stopper to be used as a grip during the withdrawal of the syringe from the receptacle.

In testimony whereof I affix my signature.

HOLDEN T. GILLESPIE.