

United States Patent [19]

Wiedeman

[11] Patent Number: **Des. 276,115**

[45] Date of Patent: **** Oct. 30, 1984**

[54] **TUMBLER**

[75] Inventor: **Robert L. Wiedeman**, Merrimac, N.H.

[73] Assignee: **Comet Products, Inc.**, Chelmsford, Mass.

[**] Term: **14 Years**

[21] Appl. No.: **318,807**

[22] Filed: **Nov. 6, 1981**

[52] U.S. Cl. **D7/14**

[58] Field of Search **229/1.5 R, 1.5 B; D9/428, 429, 394; D7/6, 11, 13, 14, 15**

[56] **References Cited**

U.S. PATENT DOCUMENTS

- D. 167,085 6/1952 Kaufer D9/394
- D. 236,369 8/1975 Frazier, Jr. D7/6
- D. 246,446 11/1977 Benes D7/13 X
- 3,363,820 1/1968 Schilling 229/1.5 B

- 3,664,568 5/1972 MacDaniel 229/1.5 B
- 3,854,583 12/1974 Amberg et al. D7/6 X
- 3,933,246 1/1976 Fulton D7/6 X

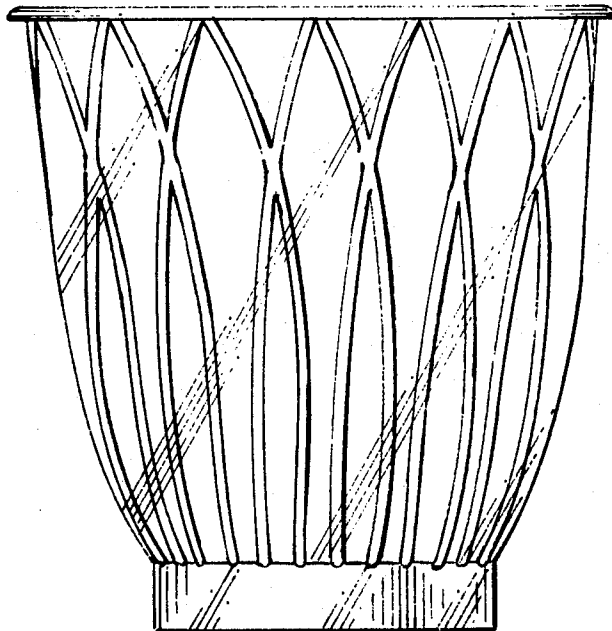
Primary Examiner—Robert C. Spangler
Attorney, Agent, or Firm—Hayes, Davis & Soloway

[57] CLAIM

The ornamental design for a tumbler, as shown and described.

DESCRIPTION

FIG. 1 is a perspective view of a tumbler showing my new design;
 FIG. 2 is a side elevational, the opposite side being the same in appearance;
 FIG. 3 is a fragmentary developed plan view of the side wall;
 FIG. 4 is a bottom plan view;
 FIG. 5 is a top plan view thereof; and
 FIG. 6 is a fragmentary cross-sectional view of the ornamentation on the exterior of the tumbler.



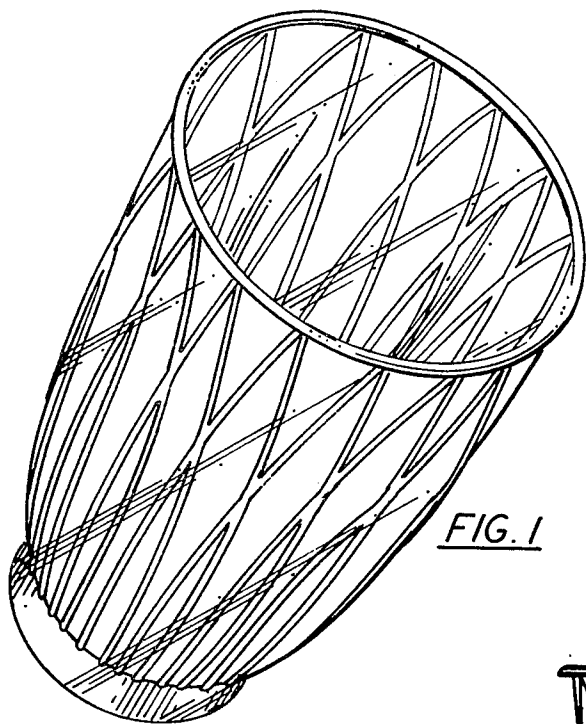


FIG. 1

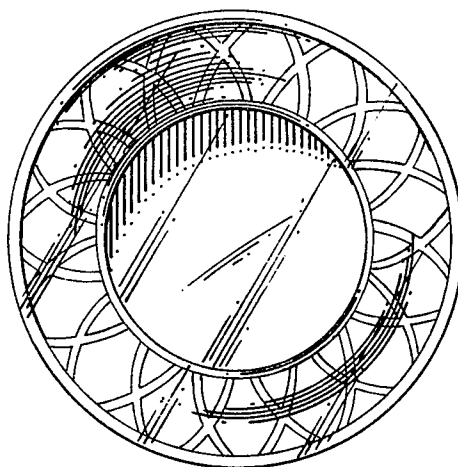


FIG. 5

FIG. 2


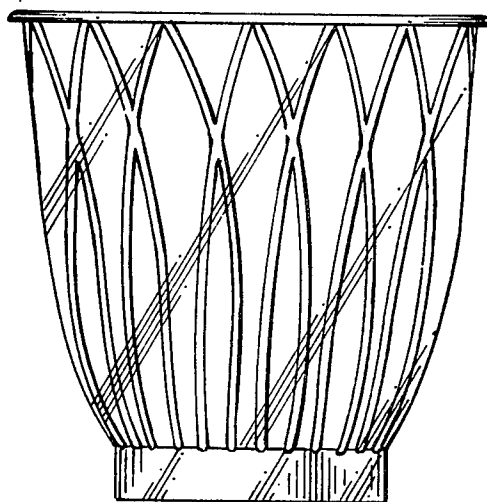


FIG. 4



FIG. 6

FIG. 3

