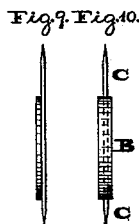
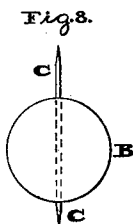
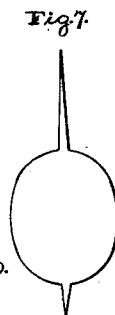
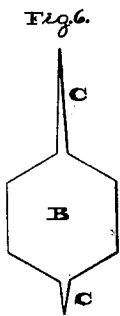
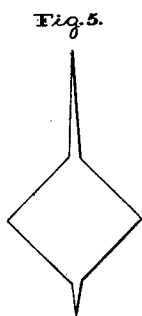
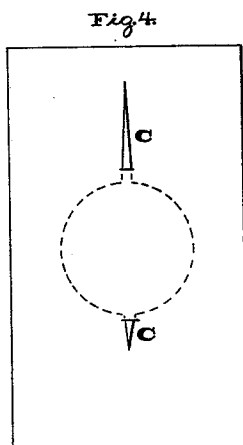
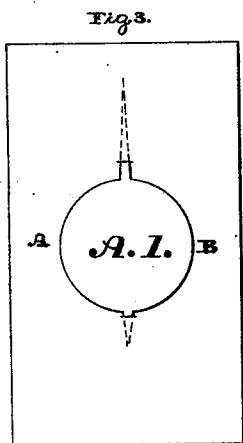
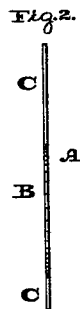
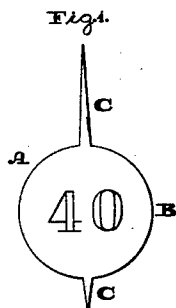


H. M. REIS.
Merchandise-Tag.

No. 218,575.

Patented Aug. 12, 1879.



Witnesses:

No. P. Grant,
H. P. Fischer

Inventor:

Henry M. Reis,
by John A. Diederichs
ATTORNEY.

UNITED STATES PATENT OFFICE.

HENRY M. REIS, OF PHILADELPHIA, PENNSYLVANIA.

IMPROVEMENT IN MERCHANDISE-TAGS.

Specification forming part of Letters Patent No. **218,575**, dated August 12, 1879; application filed June 21, 1879.

To all whom it may concern:

Be it known that I, HENRY M. REIS, of the city and county of Philadelphia, and State of Pennsylvania, have invented a new and useful Improvement in Merchandise-Tags, which improvement is fully set forth in the following specification and accompanying drawings, in which—

Figure 1 is a face view of a tag embodying my invention. Fig. 2 is an edge view thereof. Figs. 3 and 4 are views showing the manner of applying the tags. Figs. 5, 6, 7, and 8 are face views of various forms thereof. Fig. 9 is an edge view of Fig. 8. Fig. 10 is an edge view of a modification.

Similar letters of reference indicate corresponding parts in the several figures.

My invention consists of a tag formed of a body provided with prongs, which project in opposite directions therefrom, and are of different lengths, whereby by means of said prongs the tag may be readily applied to garments, dry-goods, and other merchandise, the fastening of the tag being such that it does not interfere with the free handling of the merchandise, and the tag may be quickly removed without injury to the merchandise, or, in the case of garments, without disturbing or separating parts sewed together.

Referring to the drawings, A represents the tag, consisting of a body, B, of metal, cardboard or other suitable material, and on the face thereof may be stamped, printed, or otherwise marked designating characters employed by clothiers, dry-goods merchants, and other manufacturers and tradesmen.

From opposite places of the periphery of the body B project prongs C C, which are of different lengths, and they may be integral with the body, or consist of one or more pins secured to a face of the body or clamped between two disks constituting the body, and the body may be circular, angular, or other shape, as desired.

The operation is as follows: When the tag is required for service its long prong is in-

serted in the garment, piece of dry-goods, or other article of merchandise to full extent, after which the short prong is presented to the article, and inserted therein by a movement opposite to that required to insert the long prong. This withdraws the long pin to a certain extent, without, however, releasing it, and it will be seen that both prongs are fixed to the article, and the tag is securely held.

It is evident that the tag may be quickly removed by forcing the long prong to its full extent or play in the article to which the tag is applied, whereby the point of the short prong is uncovered and the removal of the tag is readily accomplished.

It will be seen that when the tag is secured in position the prongs do not materially project from the surface of the article to which they are affixed, but lie flat thereagainst, so that the article can be readily handled, piled, and withdrawn from its pile without interference of the prongs.

When the tag is applied to garments prior to being sewed, it will retain its position during the tailoring operations, and it may be removed from the made-up garment without disturbing or injuring the lining or other parts. The fastening will also be found to be inexpensive and easily packed and transported.

I am aware that prongs and pins of different lengths have been used for securing various articles to their places of service, and hence do not claim the same, broadly; but,

Having thus described my invention, what I do claim as new, and desire to secure by Letters Patent, is—

The improved merchandise-tag consisting of the body B, provided with prongs C, which project in opposite directions and are of different lengths, substantially as and for the purpose set forth.

HENRY M. REIS.

Witnesses:

JOHN A. WIEDERSHEIM,
A. P. GRANT.