

(19) World Intellectual Property Organization  
International Bureau



(43) International Publication Date  
27 March 2008 (27.03.2008)

PCT

(10) International Publication Number  
**WO 2008/036277 A1**

(51) International Patent Classification:  
*C07D 487/16* (2006.01) *A61K 31/519* (2006.01)  
*A61P 35/00* (2006.01) *A61K 31/53* (2006.01)  
*A61P 37/00* (2006.01)

(74) Agents: ELDERKIN, Dianne, B. et al.; Woodcock Washburn LLP, Cira Centre, 12th Floor, 2929 Arch Street, Philadelphia, PA 19104-2891 (US).

(21) International Application Number:  
PCT/US2007/020231

(22) International Filing Date:  
18 September 2007 (18.09.2007)

(25) Filing Language: English

(26) Publication Language: English

(30) Priority Data:  
60/845,314 18 September 2006 (18.09.2006) US  
11/856,476 17 September 2007 (17.09.2007) US

(81) Designated States (unless otherwise indicated, for every kind of national protection available): AE, AG, AL, AM, AT, AU, AZ, BA, BB, BG, BH, BR, BW, BY, BZ, CA, CH, CN, CO, CR, CU, CZ, DE, DK, DM, DO, DZ, EC, EE, EG, ES, FI, GB, GD, GE, GH, GM, GT, HN, HR, HU, ID, IL, IN, IS, JP, KE, KG, KM, KN, KP, KR, KZ, LA, LC, LK, LR, LS, LT, LU, LY, MA, MD, ME, MG, MK, MN, MW, MX, MY, MZ, NA, NG, NI, NO, NZ, OM, PG, PH, PL, PT, RO, RS, RU, SC, SD, SE, SG, SK, SL, SM, SV, SY, TJ, TM, TN, TR, TT, TZ, UA, UG, US, UZ, VC, VN, ZA, ZM, ZW.

(71) Applicant (for all designated States except US): POLARIS GROUP; 9F, No. 289, Chung-Xiao East Road, Section 4, Taipei 106 (TW).

(72) Inventors; and

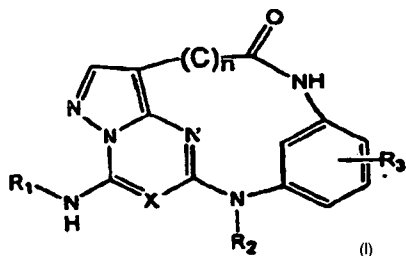
(75) Inventors/Applicants (for US only): CHU, Shaosong [US/US]; 1604 Jerrilynn Place, Encinitas, CA 92024 (US). NIE, Zhe [CN/US]; 16552 Gettysburg Drive, San Diego, CA 92127 (US). PERRETTA, Carin, L. [US/US]; 2913 Augusta Street, Greenville, SC 29605 (US). ERICKSON, Philip, Eugene [US/US]; 2832 Arnott Street, San Diego, CA 92110 (US).

(84) Designated States (unless otherwise indicated, for every kind of regional protection available): ARIPO (BW, GH, GM, KE, LS, MW, MZ, NA, SD, SL, SZ, TZ, UG, ZM, ZW), Eurasian (AM, AZ, BY, KG, KZ, MD, RU, TJ, TM), European (AT, BE, BG, CH, CY, CZ, DE, DK, EE, ES, FI, FR, GB, GR, HU, IE, IS, IT, LT, LU, LV, MC, MT, NL, PL, PT, RO, SE, SI, SK, TR), OAPI (BF, BJ, CF, CG, CI, CM, GA, GN, GQ, GW, ML, MR, NE, SN, TD, TG).

Published:

- with international search report
- before the expiration of the time limit for amending the claims and to be republished in the event of receipt of amendments

(54) Title: PYRAZOLO(L,5-A) (1, 3, 5) TRIAZINE AND PYRAZOLO (1, 5-A) PYRIMIDINE DERIVATIVES USEFUL AS PROTEIN KINASE INHIBITORS



(57) Abstract: Pyrimidine- and triazine-based chemical compounds having the structure (I) that are useful, for example, as protein kinase inhibitors for treating cancer, neurological disorders, autoimmune disorders, and other diseases, and methods of using such compounds.



WO 2008/036277 A1

PYRAZOLO(1,5-A)(1,3,5)TRIAZINE AND PYRAZOLO(1,5-A)PYRIMIDINE DERIVATIVES  
USEFUL AS PROTEIN KINASE INHIBITORS

## PROTEIN KINASE INHIBITORS

### CROSS-REFERENCE TO RELATED APPLICATIONS

[0001] This application claims benefit under 35 U.S.C. §119(e) of provisional U.S. patent application No. 60/845,314 filed September 18, 2006 and U.S. patent application No. 11/856,476, filed September 17, 2007.

[0002] The Contents of the above-referenced patent applications is herein incorporated by reference in its entirety.

### FIELD OF THE INVENTION

[0003] The present invention relates to chemical compounds that are useful, for example, as protein kinase inhibitors for treating cancer, neurological disorders, autoimmune disorders, and other diseases, and methods of using such compounds.

### BACKGROUND OF THE INVENTION

[0004] Homeostasis requires signaling between cells to coordinate activities such as cellular proliferation and differentiation. Inappropriate signaling can cause or exacerbate immune system pathologies, such as allergies, autoimmune diseases, and inflammation, as well as neurological and cardiovascular maladies. In particular, cancer, the uncontrolled proliferation of cells, is strongly associated with breakdown in normal cellular signaling. Signaling often involves catalyzed transfer of phosphoryl groups to and from serine, threonine, and tyrosine residues on proteins as part of signal transduction, a step catalyzed by enzymes called protein kinases. For this reason, efforts to treat cancer and other diseases have directed attention to inhibition of protein kinases.

[0005] CK2, an essential serine/threonine protein kinase, until recently has not been considered as a possible target in cancer chemotherapy, but a wide variety of cancers exhibit elevated levels of CK2 activity that correlate with the aggressiveness of tumor growth. Furthermore, decreasing CK2 activity, through use of small molecules, dominant negative overexpression of kinase inactive mutants, anti-sense methods, or small interfering RNAs, decreases cellular proliferation, increases the level of apoptosis in cancer cells, and eradicates the PC3 human prostate cancer cells from tumor-bearing mice. Existing C2 inhibitors such as emodin, coumarins, TBB (triazole), quinazolines, DRB and quercetin, however, while useful for laboratory studies, lack the qualities of a clinically useful chemotherapeutic agent.

[0006] A need remains, therefore, for compounds that inhibit CK2 activity for treating pathologies associated with phosphorylation catalyzed by this protein kinase.

## SUMMARY OF THE INVENTION

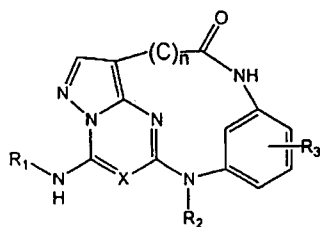
[0007] One aspect of the present invention provides a new class of protein kinase inhibitors based upon macrocyclic pyrazolo[1,5-a][1,3,5]triazine and pyrazolo[1,5-a]pyrimidine compounds, methods of using them, pharmaceutically acceptable prodrugs, pharmaceutically active metabolites, and pharmaceutically acceptable salts thereof. Such compounds, prodrugs, metabolites, polymorphs, and pharmaceutically acceptable salts thereof are collectively referred to as "agents."

[0008] The invention also relates to pharmaceutical compositions comprising an effective amount of an agent with one or more pharmaceutically acceptable carriers.

[0009] Thus, the inventive agents and pharmaceutical compositions containing such agents are useful in treating various diseases including but not limited to those associated with uncontrolled or un-wanted cellular proliferation such as cancer, autoimmune diseases, viral diseases, fungal diseases, neurodegenerative disorders and cardiovascular diseases.

[0010] Preferred agents modulate and/or inhibit the activity of CK2 protein kinase. Thus, the pharmaceutical compositions containing such agents are useful in treating diseases mediated by kinase activity, such as cancer.

[0011] The invention relates generally to compounds of Formula (I), as well as prodrugs, pharmaceutically active metabolites, polymorphs, and pharmaceutically acceptable salts thereof:



(I)

wherein

R1 is alkyl, alkenyl, alkynyl, aryl, or heteroaryl.

R2 is hydrogen, alkyl, alkenyl, alkynyl, aryl, or heteroaryl;

R3 groups are independently hydrogen, optionally substituted alkyl, alkenyl, alkynyl, aryl, heteroaryl, or halo:

(C) is a group selected from optionally substituted alkyl, alkenyl and alkynyl where n = 2-6

X is CH or N.

**[0012]** The invention also relates to methods of treating proliferative diseases such as cancer, auto immune diseases, viral diseases, fungal diseases, neurodegenerative disorders and cardiovascular diseases, comprising administration of effective amounts of an agent of the invention to a subject in need of such treatment.

**[0013]** The invention further relates to methods of modulating and/or inhibiting the protein kinase activity of CK2 by administering a compound of Formula (I) or a pharmaceutically acceptable salt, pharmaceutically acceptable prodrug, or pharmaceutically acceptable salt of such compound or metabolite thereof.

## DETAILED DESCRIPTION OF THE INVENTION

**[0014]** Unless otherwise specified, technical terms here take their usual meanings, specifically those specified in the McGraw-Hill Dictionary of Scientific and Technical Terms, 6th edition.

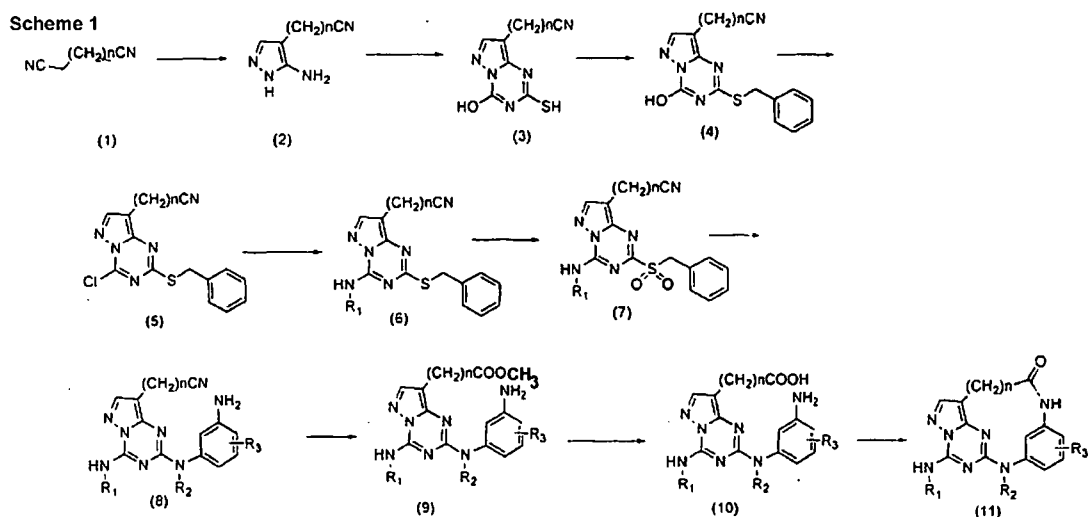
**[0015]** "Alkyl" refers to straight or branched hydrocarbon chains containing from 1 to 8 carbon atoms, while "alkylene" and "alkynyl" refer to the corresponding chains containing a double- or triple bond, respectively. Alkyl, alkylene, and alkynyl groups may be optionally substituted with one or more substituents selected from the group consisting of mercapto, nitro, cyano, azido and halo.

**[0016]** "Heteroaryl" refers to 5- and 6-membered aromatic rings having one or more heteroatoms selected independently from N, O, and S.

[0017] In preferred embodiments of the invention, R1 is aryl, preferably substituted aryl, more preferably substituted phenyl. It has been found that compounds in which R1 is N-alkyl-N-alkylpyrrolidinyl-carbonyl-phenyl (e.g., N-methyl-N-(1-methyl-pyrrolidinyl)-carbonyl)-phenyl, as in compound 11g) or N-alkyl-N-alkylaminoalkyl (e.g., N-methyl-N-ethylaminoethyl, as in compound 11s) are particularly useful. In certain preferred compounds, each R2 and R3 group is hydrogen, (C) is alkyl, n = 4, and/or X is N.

[0018] Pyrimidine- (X = C) and triazine-based (X = N) compounds of Formula (I) are useful, for example, for influencing the activity of protein kinases. More particularly, the compounds are useful as anti-proliferation agents, thus providing treatments for cancer or other diseases associated with cellular proliferation mediated by protein kinases.

[0019] The inventive agents may be prepared by synthetic schemes described below. Triazine-based compounds of Formula (I), for example, can be prepared according to Scheme 1:

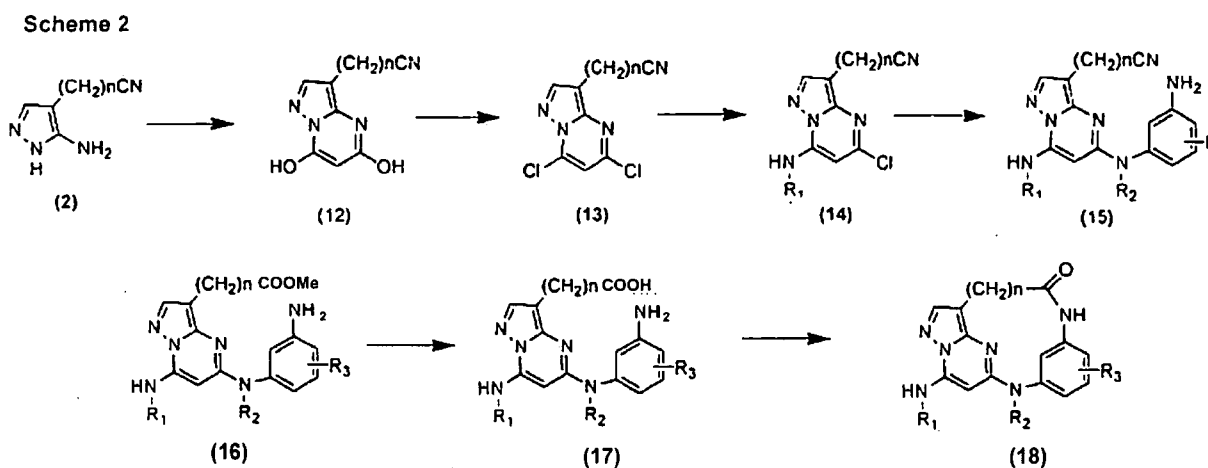


[0020] Synthesis of such compounds started from dicyano compounds (1). Treatment with NaH followed by ethylformate gave intermediate 2-formyl-dinitrile derivatives, which on treatment with hydrazine cyclized to provide 4-substituted amino pyrazoles (2). Compounds (2) were then treated with ethoxycarbonylisothiocyanate to form thiourea intermediates that spontaneously cyclize under basic conditions to provide compounds (3).

[0021] Benzylation followed by chlorination of compounds (3) gives corresponding compounds (4) and (5). The chloro group of compounds (5) was then replaced by a primary amine under mild condition to provide (6). Treatment of compounds (6) with mCPBA oxidized the benzylsulfanyl groups to the corresponding benzylsulfonyl ones (7). The activated benzylsulfonyl group of compounds (7) was then displaced by phenyl diamines to form compounds (8).

[0022] Treatment of compounds (8) with HCl gas in methanol gave compounds (9), which upon hydrolysis in basic conditions afforded compounds (10). Treatment of compounds (10) with coupling reagents afforded the desired macrocyclic compounds (11).

[0023] In a similar manner, pyrimidine-based ( $X = CH$ ) compounds of Formula (I) were prepared according to Scheme 2:



[0024] 4-Substituted amino pyrazole (2) was first treated with chlorocarbonyl-acetic acid ethyl ester to give the diacylated intermediates, which were then cyclized in the presence of base to compounds (12). Dichlorination gave compounds (13), after which amine displacements provided compounds (14 and 15). Treatment of compounds (15) with HCl gas in methanol and refluxing in methanol gave compounds (16). Alkaline hydrolysis gave compounds (17) and macrocyclization afforded final product (18).

[0025] Pharmaceutically acceptable salts and/or solvates of compounds of the present invention may also be used. Such salts include those formed from, for example, hydrochloric, hydrobromic, sulfuric, phosphoric, nitric, fumaric, acetic, propionic, succinic, glycolic, maleic, tartaric, citric, malonic, and methanesulfonic acids.

[0026] Certain compounds may include a chiral center, in which case each enantiomer as well as the corresponding racemate is encompassed in the present invention.

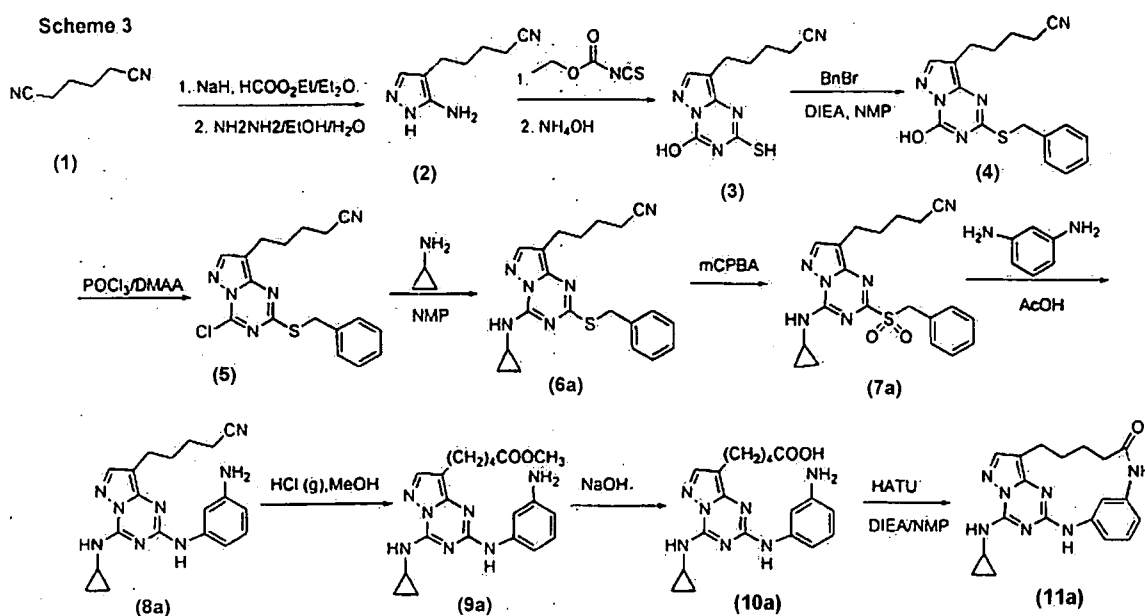
[0027] The present invention also is directed to pharmaceutical formulations that include the inventive compounds, regardless of the intended mode of administration.

[0028] Therapeutic dosages of compounds of the present inventions can be readily determined by methods well-known in the art.

## EXAMPLES

[0029] In the examples described below, unless otherwise indicated, all parts and percentages are by weight. Reagents were purchased from commercial suppliers such as Aldrich Chemical Company or Lancaster Synthesis, and were used without further purification unless otherwise indicated.

[0030] The reactions set forth below were done generally under a positive pressure of nitrogen or with drying tube, at ambient temperature (unless otherwise stated), in anhydrous solvents, and the reaction flasks were fitted with rubber septa for the introduction of substrates and reagents via syringe. The reactions were assayed by TLC, HPLC, LC/MS or NMR and terminated as judged by the consumption of starting material.



## EXAMPLE 1

### 5-(5-AMINO-1H-PYRAZOL-4-YL)-PENTANENITRILE (2)

[0031] To a solution of 1,5-dicyanopentane (1) (6.5 mL, 50 mmol) and ethyl formate (20 mL, 250 mmol) in dry diethyl ether (200 mL), sodium hydride (60%, 4 g, 100 mmol) was added. The reaction mixture was refluxed for four h, cooled to room temperature filtered and rinsed with ether and dried. To a solution of above obtained white solid in 80% ethanol/water was added hydrazine hydrochloride (6.29 g, 61 mmol). The reaction mixture was adjusted to pH 3 with concentrated HCl and then refluxed for 2 h, cooled to room temperature and neutralized with NaHCO<sub>3</sub>. Solvent was removed under reduced pressure and the residue was dried in vacuum. The residue was suspended in ethanol and filtered. The filtrate was concentrated, dissolved in 5% MeOH/CH<sub>2</sub>Cl<sub>2</sub>, filtered through a short silica gel column, rinsed with 5% MeOH/CH<sub>2</sub>Cl<sub>2</sub> and concentrated to give 5-(5-amino-1H-pyrazol-4-yl)-pentanenitrile 2 as a oil. LCMS(API-ES) m/z: 164.2, 165.1 [M+H<sup>+</sup>]; 163.1 [M-H<sup>+</sup>].

**EXAMPLE 2****5-(4-HYDROXY-2-MERCAPTO-PYRAZOLO[1,5-A][1,3,5]TRIAZIN-8-YL)-PENTANENITRILE (3)**

[0032] To a solution of compound (2) (4.6 g, 14 mmol) in EtOAc (50 mL) was added ethoxycarbonyli-sothiocyanate (1.69 mL, 15 mmol) drop wise with stirring at ambient temperature. The reaction mixture was refluxed for 2 h, and cooled to room temperature. Ammonium hydroxide (10 mL) was added and the reaction mixture stirred at room temperature for 20 h. The reaction mixture was extracted twice with 1 M NaOH and the aqueous extractions were combined, acidified with concentrate HCl, and extracted twice with EtOAc. The combined organic extracts were dried with anhydrous Na<sub>2</sub>SO<sub>4</sub> and concentrated to give 5-(4-hydroxy-2-mercapto-pyrazolo[1,5-a][1,3,5]triazin-8-yl)-pentanenitrile (3), as a white solid (2.5 g, 67%). LCMS(API-ES) m/z: 249.3, 249.9 [M+H<sup>+</sup>]; 247.9 [M-H<sup>+</sup>].

**EXAMPLE 3****5-(2-BENZYL-SULFANYL-4-HYDROXY-PYRAZOLO[1,5-A][1,3,5]TRIAZIN-8-YL)-PENTANENITRILE (4)**

[0033] A solution of compound (3) (5.3 g, 21.3 mmol) in N-methylpyrrolidinone (30 mL) was degassed in vacuum for 5 min. Benzyl bromide (2.28 mL, 19.1 mmol) and DIEA (4.4 mL, 25 mmol) were added and the reaction mixture was stirred at room temperature under vacuum for 30 min. Solvent was removed under reduced pressure and the residue was diluted with EtOAc. The acetate solution was washed with 1 M HCl followed by brine. Organic extract was dried over anhydrous Na<sub>2</sub>SO<sub>4</sub>, filtered, and concentrated. The residue was triturated in a mixture solvent of hexane, ether and EtOAc, and filtered to give 5-(2-benzylsulfanyl-4-hydroxy-pyrazolo[1,5-a][1,3,5]triazin-8-yl)-pentanenitrile (4) as a solid (6.0 g, 93%). LCMS(API-ES) m/z: 339.4, 340.0 [M+H<sup>+</sup>]; 338.0 [M-H<sup>+</sup>].

**EXAMPLE 4****5-(2-BENZYL-SULFANYL-4-CHLORO-PYRAZOLO[1,5-A][1,3,5]TRIAZIN-8-YL)-PENTANENITRILE (5)**

[0034] A solution of compound (4) (6.0 g, 17.7 mmol) and N,N-dimethylaniline (2.24 mL, 17.7 mmol) in phosphorus oxychloride (20 mL) was heated to reflux in a sealed tube for 1 h. Solvent was removed and the residue was dissolved in EtOAc (200 mL) and washed with saturated aqueous NaHCO<sub>3</sub>, dilute HCl, followed by brine, dried over anhydrous Na<sub>2</sub>SO<sub>4</sub>,

filtered and concentrated to give 5-(2-benzylsulfanyl-4-chloro-pyrazolo[1,5-a][1,3,5]triazin-8-yl)-pentanenitrile (5), which was used directly for the next step.

LCMS(API-ES) m/z: 357.8. 358.0. 360.0 [M+H+].

#### EXAMPLE 5

##### **5-(2-BENZYL-SULFANYL-4-CYCLOPROPYLAMINO-PYRAZOLO-1,5-A)[1,3,5]TRIAZIN-8-YL)-PENTANENITRILE (6A)**

[0035] A solution of compound (5) and cyclopropylamine (1.2 g, 17.7 mmol) in anhydrous ethanol (10 mL) was stirred for 0.5 h at ambient temperature. The mixture was then diluted with EtOAc (200 mL), washed with saturated aqueous NaHCO<sub>3</sub> and brine and dried over anhydrous Na<sub>2</sub>SO<sub>4</sub>. Removal of the solvent provided 5-(2-benzylsulfanyl-4-cyclopropylamino-pyrazolo[1,5-a][1,3,5]triazin-8-yl)-pentanenitrile (6) (4.3 g, 65% in two steps).

LCMS(API-ES) m/z: 378: 379 [M+H+].

#### EXAMPLE 6

##### **5-(4-CYCLOPROPYLAMINO-2-PHENYLMETHANESULFONYL-PYRAZOLO[1,5-A][1,3,5]TRIAZIN-8-YL)-PENTANENITRILE (7A)**

[0036] To a solution of compound (6a) (3.78 g, 10 mmol) in CH<sub>2</sub>Cl<sub>2</sub> (200 mL) was added mCPBA (5.5 g, 22 mmol, 77%). The reaction mixture was stirred for 2 h and filtered. The filtrate was washed with saturated NaHCO<sub>3</sub> followed by brine and dried over anhydrous Na<sub>2</sub>SO<sub>4</sub>. Removal of the solvent provided 5-(4-cyclopropylamino-2-phenylmethanesulfonyl-pyrazolo [1,5-a][1,3,5]triazin-8-yl)-pentanenitrile 7a as a solid (3.5 g, 85%).

LCMS(API-ES) m/z: 410.15. 411.0 [M+H+]; 409.0 [M-H+].

#### EXAMPLE 7

##### **5-[2-(3-AMINO-PHENYLAMINO)-4-CYCLOPROPYLAMINO-PYRAZOLO[1,5-A][1,3,5]TRIAZIN-8-YL]-PENTANENITRILE (8A)**

[0037] A mixture of compound (7a) (0.41 g, 1 mmol), and benzene-1,3-diamine (2.16 g, 20 mmol) in 50 mL of AcOH was heated at 70°C for 2 h. The mixture was then concentrated, and the residue neutralized with NaHCO<sub>3</sub> and extracted with EtOAc. The acetate solution was then washed by citric acid (10%), followed by brine, dried over Na<sub>2</sub>SO<sub>4</sub> and concentrated to give 3-[2-(3-amino-phenylamino)-8-(4-cyano-butyl)-pyrazolo[1,5-a][1,3,5]triazin-4-ylamino]-benzoic acid ethyl ester (8) as a thick oil (0.22 g, 60%).

LCMS(API-ES) m/z: 362.2. 363.0 [M+H+]; 361.0 [M-H+].

**EXAMPLE 8****5-[2-(3-AMINO-PHENYLAMINO)-4-CYCLOPROPYLAMINO-PYRAZOLO[1,5-A][1,3,5]TRIAZIN-8-YL]-PENTANOIC ACID METHYL ESTER (9A)**

[0038] To a solution of compound (8a) (0.18 g, 0.5 mmol) in 30 mL of MeOH was bubbled through HCl gas at 0 °C for 5 mm. The reaction mixture was sealed and stirred at room temperature for 20 h. A mixture of ester and imine was obtained, which when brought to reflux for 2 h to give the methyl ester exclusively. The mixture was then concentrated and the residue was dissolved in EtOAc, washed with NaHCO<sub>3</sub> followed by brine. The organic extract was dried, concentrated and purified by flash chromatography (CH<sub>2</sub>Cl<sub>2</sub>/EtOAc 2:1) to provide 5-[2-(3-amino-phenylamino)-4-cyclopropylamino-pyrazolo[1,5-a][1,3,5] triazin-8-yl]-pentanoic acid methyl ester 9a (0.13 g, 65%). LCMS(API-ES) m/z: 395.2, 396.0 [M+H<sup>+</sup>]; 394.0 [M-H<sup>-</sup>].

**EXAMPLE 9****5-[2-(3-AMINO-PHENYLAMINO)-4-CYCLOPROPYLAMINO-PYRAZOLO[1,5-A][1,3,5]TRIAZIN-8-YL]-PENTANOIC ACID (10A)**

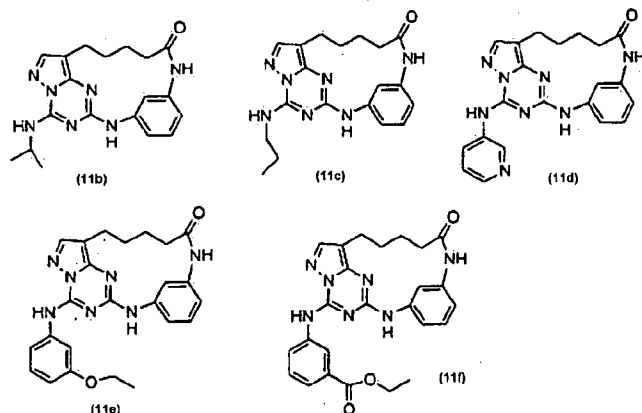
[0039] To a solution compound (9a) (0.12 g, 0.3 mmol) in 10 mL of MeOH and 0.5 mL of H<sub>2</sub>O was added NaOH (40 mg, 1 mmol). The reaction mixture was refluxed for 1 h, concentrated to re-move MeOH. The reaction solution was adjusted to pH 4 with HCl and the solid was collected by filtration, washed with water, and dried in vacuum over P<sub>2</sub>O<sub>5</sub> to give 5-[2-(3-amino-phenylamino)-4-cyclopropylamino-pyrazolo[1,5-a][1,3,5] triazin-8-yl]-pentanoic acid (10a) (0.1 g, 90%):

LCMS(API-ES) m/z: 381.2, 382.0 [M+H<sup>+</sup>]; 380.0 [M-H<sup>-</sup>].

**EXAMPLE 10****(11,14)3,5-N-{CYCLOPROPYL-PYRAZOLO[1,5-A][1,3,5]TRIAZIN-4-YL-AMINO}-(2N,4N)-PHENYL-1,5-DIAZA-CYCLOTETRADECA-8-ONE (11A)**

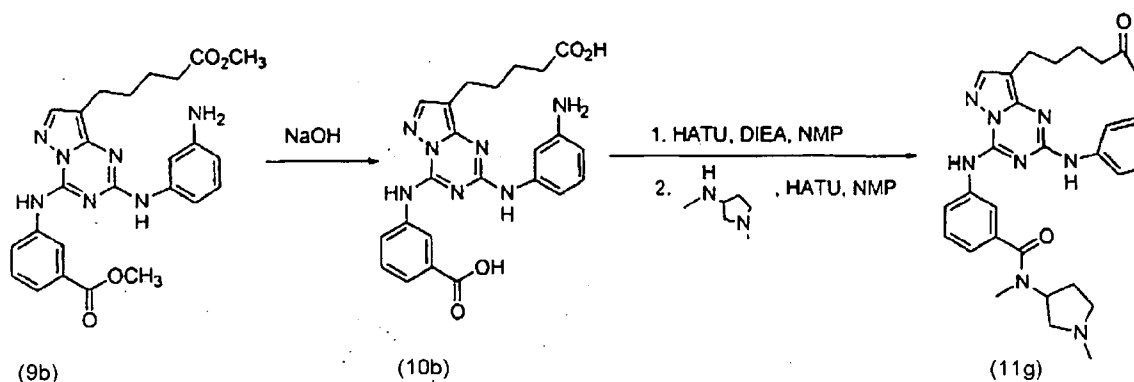
[0040] A solution of compound (10a) (0.1 g, 0.25 mmol) and HATU (0.12 g, 0.3 mmol) in 5% DIEA/NMP (1 mL) was stirred at room temperature for 30 min. (11.14)3,5 N-{cyclopropyl-pyrazolo[1,5-a][1,3,5]triazin-4-yl-amino}-(2N,4N)-phenyl-1,5-diaza-cyclotetradeca-8-one (11a) was obtained by preparative RP-HPLC (0.05 g, 55%)  
LCMS(API-ES) m/z: 363.1, 364.0 [M+H<sup>+</sup>]; 362.0 [M-H<sup>-</sup>].

[0041] In a manner similar to that recited in Examples 1-10, compounds having the following formulas were synthesized and purified.

**EXAMPLE 11**

**(11,14)3,5 N-[[[N-METHYL-N-(1-METHYL-PYRROLIDIN-3-YL)-CARBONYL]-PHEN-3-YL]-PYRAZOLO[1,5-A][1,3,5]TRIAZIN-4-YL-AMINO)-(2N,4N)-PHENYL-1,5-DIAZACYCLOTETRADECA-8-ONE (11G)**

Scheme 4



1,3-[2-(3-Amino-phenylamino)-8-(4-methoxycarbonyl-butyl)-pyrazolo[1,5-a][1,3,5]triazin-4-ylamino]-benzoic acid methyl ester (9b) was obtained in a similar manner to that recited in Ex-ample 8.

LCMS(API-ES) m/z: 489.5. 490.1 [M+H<sup>+</sup>]; 488.0 [M-H<sup>-</sup>].

**EXAMPLE 12**

**3-[2-(3-AMINO-PHENYLAMINO)-8-(4-CARBOXY-BUTYL)-PYRAZOLO[1,5-A][1,3,5]TRIAZIN-4-YLAMINO]-BENZOIC ACID (10 B)**

**[0042]** To a solution of compound (9 b) (1.5 g, 3.06 mmol) in 50 mL of MeOH and 5 mL of H<sub>2</sub>O was added NaOH (400 mg, 10 mmol). The reaction mixture was refluxed for 1 h, and concentrated. Concentrated HCl was added to acidify the solution. The solid was collected

by filtration, washed with water, and dried in vacuum over P<sub>2</sub>O<sub>5</sub> to give 1,3-[2-(3-amino-phenylamino)-8-(4-methoxycarbonyl-butyl)-pyrazolo[1,5-a][1,3,5]triazin-4-ylamino]-benzoic acid methyl ester (13a) (1.3 g, 93%).

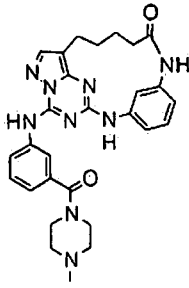
LCMS(API-ES) m/z: 461.4, 462.0 [M+H<sup>+</sup>]; 460.1 [M-H<sup>+</sup>].

### EXAMPLE 13

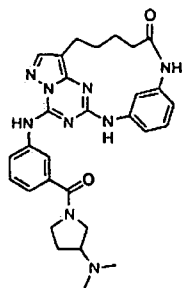
#### (11,14)3,5 N-{{[N-METHYL-N-(1-METHYL-PYRROLIDIN-3-YL)-CARBONYL]-PHEN-3-YL]-PYRAZOLO[1,5-A][1,3,5]TRIAZIN-4-YL-AMINO}-(2N,4N)-PHENYL-1,5-DIAZA-CYCLOTETRADECA-8-ONE (11 G)

[0043] To a mixture of compound (10b) (300 mg, 0.6 mmol), DIEA (0.45 mL) in 60 mL of NMP was added HATU (410 mg, 1.08 mmol). The reaction mixture was sonicated for 5 min, and allowed to stand for 0.5 h at room temperature. Methyl-(1-methyl-pyrrolidin-3-yl)-amine (0.117 mL, 0.9 mmol) was added, followed by additional HATU (228 mg, 0.6 mmol). The reaction mixture was stirred at room temperature for 0.5 h. The crude product was purified by preparative RP-HPLC to yield (11,14)3,5N-{{[N-methyl-N-(1-methylpyrrolidin-3-yl)-carbonyl]-phen-3-yl]-pyrazolo[1,5-a][1,3,5]triazin-4-yl-amino}(2N,4N)-phenyl-1,5-diaza-cyclotetradeca-8-one (11g) (210 mg, 57%). LCMS(API-ES) m/z: 539.6, 540.2 [M+H<sup>+</sup>]; 538.1 [M-H<sup>+</sup>].

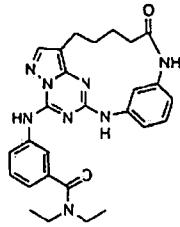
[0044] In a manner similar to that recited in the foregoing examples, compounds having the following formulas were synthesized and purified.



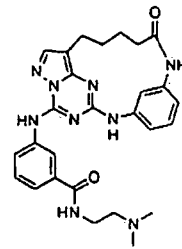
(11h)



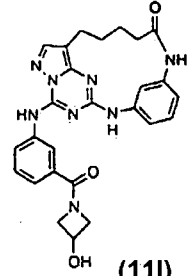
(11i)



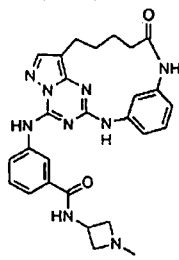
(11j)



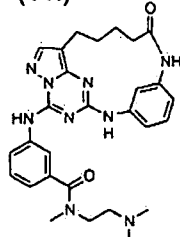
(11k)



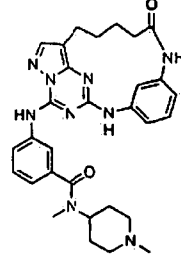
(11l)



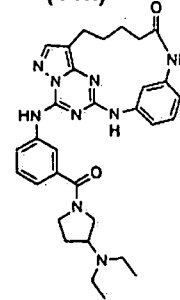
(11m)



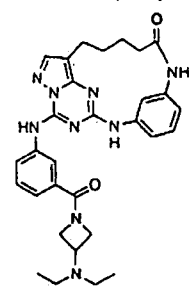
(11n)



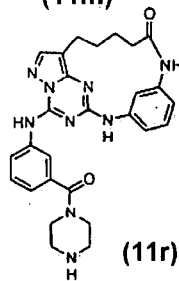
(11o)



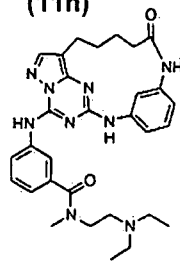
(11p)



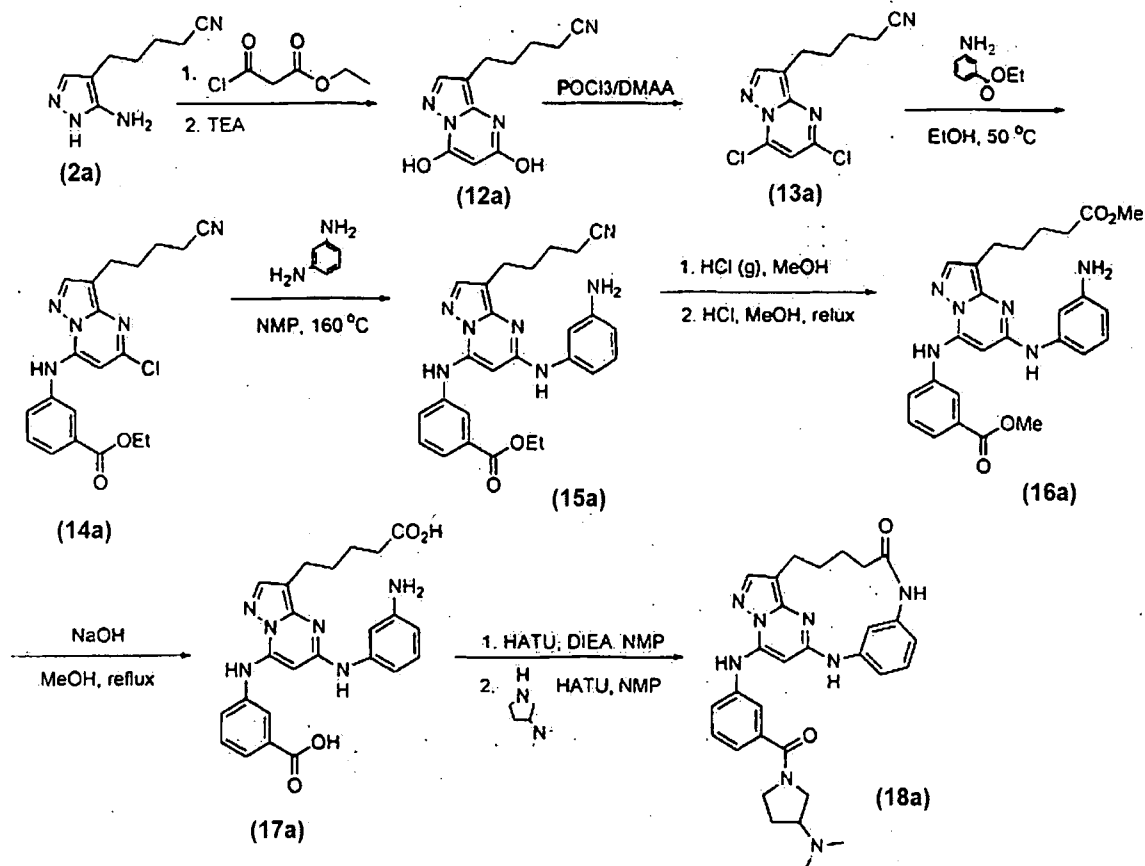
(11q)



(11r)



(11s)

**EXAMPLE 14****(11,14)3,5 N-[[[(3-DIMETHYLAMINO-PYRROLIDINE-1-CARBONYL)-PHEN-3-YL]-PYRAZOLO[1,5-A]PYRIMIDIN-2,4-YL-DIAMINO]-(2N,4N)-PHENYL-1,5-DIAZACYCLOTETRADECAN-6-ONE (18A)****EXAMPLE 15****5-(5,7-DIHYDROXY-PYRAZOLO[1,5-A]PYRIMIDIN-3-YL)-PENTANENITRILE (12 A)**

[0045] To a solution of 5-(5-amino-1 H-pyrazol-4-yl)-pentanenitrile (2a) (1 g, 6.09 mmol) in 20 mL of EtOAc was added ethyl 3-chloro-3-oxopropionate (2.34 mL, 18.27 mmol) dropwise with stirring in a ice-water bath, followed by TEA (3.08 mL, 30.45 mmol). The reaction mixture was allowed to stir at room temperature for 2 h. The reaction mixture was diluted with EtOAc, washed by 10% aqueous HCl, saturated NaHCO<sub>3</sub> and brine, dried over anhydrous Na<sub>2</sub> SO<sub>4</sub> and concentrated.

[0046] A solution of above residue in MeOH (10 mL) and TEA (2 mL) was refluxed for 2 h, concentrated and dried in vacuum to give 5-(5,7-dihydroxy-pyrazolo[1,5-a]pyrimidin-3-yl)-pentanenitrile (15), which was used without further purification in the next step (1.56 g). LCMS(API-ES) m/z: 232.2, 233.0 [M+H<sup>+</sup>]; 231.0 [M-H<sup>+</sup>].

**EXAMPLE 16****5-(5,7-DICHLORO-PYRAZOLO[1,5-A]PYRIMIDIN-3-YL)-PENTANENITRILE (13A)**

[0047] A mixture of compound (12a) (1.56 g, 6.74 mmol) and N,N-dimethylaniline (854  $\mu$ l, 6.74 mmol) in phosphorus oxychloride (25 mL) was heated to reflux in a sealed tube for 4 h and then concentrated. The residue was dissolved in EtOAc (50 mL) and washed with saturated aq NaHCO<sub>3</sub>, 10% HCl, and brine and dried over anhydrous Na<sub>2</sub> SO<sub>4</sub>. Removal of the solvent provided 5-(5,7-dichloro-pyrazolo[1,5-a]pyrimidin-3-yl)-pentanenitrile (13a). (1.24 g, 69%). LCMS(API-ES) m/z: 269.1, 269.0, 271.0 [M+H<sup>+</sup>].

**EXAMPLE 17****3-[5-CHLORO-3-(4-CYANO-BUTYL)-PYRAZOLO[1,5-A]PYRIMIDIN-7-YLAMINO]-BENZOIC ACID ETHYL ESTER (14A)**

[0048] To a solution of compound (13a) (1.24 g, 4.62 mmol) in 10 mL of ethanol was added ethyl 3-aminobenzoate (764 mg, 4.62 mmol). The reaction mixture was heated at 50 °C for 2 h and then cooled to room temperature. Solvent was removed and the residue was dissolved in EtOAc (50 mL) and washed with saturated aq NaHCO<sub>3</sub>, 10% HCl, and brine and dried over anhydrous Na<sub>2</sub> SO<sub>4</sub>. Removal of the solvent provided a residue that was purified by flash column with use of EtOAc/hexane (25% to 50%) to yield 3-[5-chloro-3-(4-cyano-butyl)-pyrazolo[1,5-a]pyrimidin-7-ylamino]-benzoic acid ethyl ester (14a) (1.0 g, 50%). LCMS(API-ES) m/z: 397.8, 398.0, 400.0 [M+H<sup>+</sup>]; 395.9, 398.0 [M-H<sup>+</sup>].

**EXAMPLE 18****3-[5-(3-AMINO-PHENYLAMINO)-3-(4-CYANO-BUTYL)-PYRAZOLO[1,5-A]PYRIMIDIN-7-YLAMINO]-BENZOIC ACID ETHYL ESTER (15A)**

[0049] A mixture of compound (14a) (0.63 g, 1.6 mmol) and benzene-1,3-diamine (69 mg, 0.636 mmol) in 2 mL of NMP was heated at 160°C overnight. The reaction mixture was diluted with EtOAc (50 mL) and washed with saturated aq NaHCO<sub>3</sub> and brine and dried over anhydrous Na<sub>2</sub> SO<sub>4</sub>. HPLC purification provided 3-[5-(3-amino-phenylamino)-3-(4-cyano-butyl)-pyrazolo[1,5-a]pyrimidin-7-ylamino]-benzoic acid ethyl ester (15a) (0.37 g, 50%). LCMS(API-ES) m/z: 469.5, 470.1 [M+H<sup>+</sup>]; 468.0 [M-H<sup>+</sup>].

**EXAMPLE 19****3-[5-(3-AMINO-PHENYLAMINO)-3-(4-METHOXYCARBONYL-BUTYL)-PYRAZOLO[1,5-A]PYRIMIDIN-7-YLAMINO]-BENZOIC ACID METHYL ESTER (16A)**

[0050] Through a solution of compound (15a) (0.24 g, 0.5 mmol) in 5 mL of MeOH was bubbled HCl gas at 0°C for 5 min. The reaction mixture was sealed and stirred at room temperature for 1 h, concentrated, and the residue dissolved in EtOAc, washed with NaHCO<sub>3</sub>, brine and water. Organic extract was dried, concentrated to provide 3-[5-(3-amino-phenylamino)-3-(4-methoxycarbonyl-butyl)-pyrazolo[1,5-a]pyrimidin-7-ylamino]-benzoic acid methyl ester (16a) (102.1 mg).

LCMS(API-ES) m/z: 488.5, 489.1 [M+H<sup>+</sup>]; 487.0 [M-H<sup>+</sup>].

**EXAMPLE 20****3-[5-(3-AMINO-PHENYLAMINO)-3-(4-CARBOXY-BUTYL)-PYRAZOLO[1,5-A]PYRIMIDIN-7-YLAMINO]-BENZOIC ACID (17A)**

[0051] To a solution of compound (16a) (102.1 mg, 0.203 mmol) in 5 mL of MeOH was added 1 M NaOH (0.41 mL, 0.407 mmol). The reaction mixture was refluxed for 1 h, and concentrated. HPLC purification gave 3-[5-(3-amino-phenylamino)-3-(4-carboxy-butyl)-pyrazolo[1,5-a]pyrimidin-7-ylamino]-benzoic acid (17a) (50 mg).

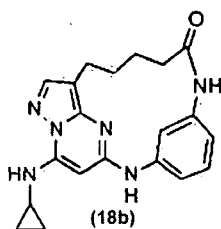
LCMS(API-ES) m/z: 460.5, 461.1 [M+H<sup>+</sup>]; 459.0 [M-H<sup>+</sup>].

**EXAMPLE 21****(11,14)3,5N-[[3-DIMETHYLAMINO-PYRROLIDINE-1-CARBONYL)-PHEN-3-YL]-PYRAZOLO[1,5-A]PYRIMIDIN-2,4-YL-DIAMINO}-(2N,4N)-PHENYL-1,5-DIAZACYCLOTETRADECAN-6-ONE (18A)**

[0052] To a mixture of compound (17 a) (35 mg, 0.075 mmol), DIEA (50 µL) in 1 mL of NMP was added HATU (50 mg, 0.12 mmol). The reaction mixture was sonicated for 2 min, and allowed to stand for 0.5 h at room temperature. After which, dimethyl-pyrrolidin-3-yl-amine (15 µL, 0.1 mmol) was added, followed by additional HATU (5 mg, 0.12 mmol). The reaction mixture was stirred at room temperature for 0.5 h. Preparative RP-HPLC purification provided (11,14)3,5 N-[[3-(dimethylamino-pyrrolidine-1-carbonyl)-phen-3-yl]pyrazolo[1,5-a]pyrimidin-2,4-yl-diamino}-(2N,4N)-phenyl-1,5-diaza-cyclo-tetradecan-6-one (18a) (15 mg).

LCMS(API-ES) m/z: 538.6, 539.2 [M+H<sup>+</sup>]; 537.0 [M-H<sup>+</sup>].

In a similar manner, the following compound.



was synthesized and purified.

## EXAMPLE 22

### CK2 PROTEIN KINASE INHIBITION ASSAY:

[0053] CK2 protein kinase activity was measured through use of a spectrophotometric PK/LDH coupled assay to detect ATP turnover. Full Length His-tagged Human CK2 was cloned, expressed, and purified from an E. coli expression system. The peptide substrate for CK2 phosphorylation was RRRDDDSDDD (Genscript Corporation, Piscataway, NJ, USA). A typical CK2 enzymatic assay contained ~20 nM human CK2, 100  $\mu$ M peptide substrate, 50 mM Tris-HCl pH 8.0, 100 mM NaCl, 10 mM MgCl<sub>2</sub>, 200  $\mu$ M EDTA, 5 mM 2-mercaptoethanol, 1 mM phosphoenol pyruvate, 150  $\mu$ M NADH, 0.5% PK/LDH Mix (Sigma #P-0294), 2.5% DMSO and 50  $\mu$ M ATP. Inhibitor compounds were suspended in 100% DMSO and added to achieve various concentrations at a constant DMSO proportion of 2.5% by volume. Prior to the addition of ATP to initiate the phosphorylation reaction, CK2 enzyme was pre-incubated with inhibitors and other assay components for 5 min. Progress of the reaction was continuously monitored by the change in UV/Vis absorbance at 340 nm. Reaction rates were plotted versus inhibitor concentration and  $K_i$  values were fitted with the assumption of competitive inhibition and use of a  $K_m$  value of 10  $\mu$ M. In the case of very potent binding, tight-binding methods were employed to determine  $K_i$ . The results are recorded in Tables 1 and 2.

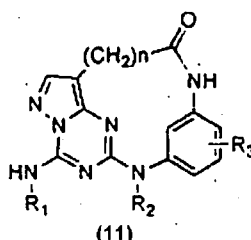
## EXAMPLE 23

### INHIBITION OF CELL GROWTH

[0054] HCT-116 and PC-3 cells were cultured at 37°C with 5% CO<sub>2</sub> and in 10% fetal bovine serum with McCoy's 5A modified medium and F-12 K medium respectively. Cells were plated on 96 well plates at a density of 2,000-4,000/well in the volume of 100  $\mu$ L medium. After overnight incubation, 50  $\mu$ L more medium containing various amount of CK2 inhibitors were added into each well to give final inhibitor concentrations ranging from 0.01 to 20  $\mu$ M in 1% dimethylsulfoxide. The control wells contained 1% dimethylsulfoxide only in their medium.

After further incubation of three to five days to allow cells grow before the control cells reach confluence, 15  $\mu\text{L}$ /well MTT reagent (5 mg/mL) were added and incubated for 4 h. After the incubation, the medium was removed and the newly generated formazan solubilized with dimethylsulfoxide (100  $\mu\text{L}$ /well) and measured at 540 nm. The absorption data were fit into equation and calculated for IC<sub>50</sub> values through use of the program KaleidaGraph (Synergy Software). The fitting equation for IC<sub>50</sub> is  $y = a + b/(1+(x/\text{IC}_{50}))$ ; x is the compound concentration, a is the background absorption at 540 nM, and b is the absorption at zero compound concentration. The results are recorded in Tables 1 and 2.

**Table 1. Triazine-based compounds.**

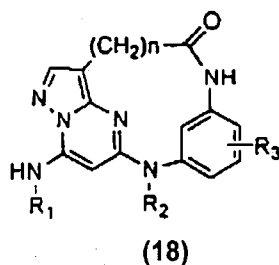


Compound	Name	K <sub>i</sub> ( $\mu\text{M}$ )	IC <sub>50</sub> HCT 116 cells ( $\mu\text{M}$ )	IC <sub>50</sub> PC-3 ( $\mu\text{M}$ )
11a	(11,14)3,5N-{cyclopropyl-pyrazolo[1,5-a][1,3,5]triazin-4-yl-amino}-(2N,4N)-phenyl-1,5-diaza-cyclotetradeca-8-one	<0.1	<1	<1
11b	(11,14)3,5N-{iso-propyl-pyrazolo[1,5-a][1,3,5]triazin-4-yl-amino}-(2N,4N)-phenyl-1,5-diaza-cyclotetradeca-8-one			
11c	(11,14)3,5N-{n-propyl-pyrazolo[1,5-a][1,3,5]triazin-4-yl-amino}-(2N,4N)-phenyl-1,5-diaza-cyclotetradeca-8-one			
11d	(11,14)3,5N-{pyrid-3-yl-pyrazolo[1,5-a][1,3,5]triazin-4-yl-amino}-(2N,4N)-phenyl-1,5-diaza-cyclotetradeca-8-one	<0.1	<1	<1
11e	(11,14)3,5N-{{3-ethoxyphenyl}-pyrazolo[1,5-a][1,3,5]triazin-4-yl-amino}-(2N,4N)-phenyl-1,5-diaza-cyclotetradeca-8-one	<0.1	<1	<1
11f	(11,14)3,5N-{{3-ethoxycarbonylphenyl}-pyrazolo[1,5-a][1,3,5]triazin-4-yl-amino}-(2N,4N)-phenyl-1,5-diaza-cyclotetradeca-8-one			
11g	(11,14)3,5N-{{3-(3-{[methyl(1-methylpyrrolidin-3-yl)amino]carbonyl}phenyl)-pyrazolo[1,5-a][1,3,5]triazin-4-yl-	<0.1	<1	<1

Compound	Name	K <sub>i</sub> (μM)	IC <sub>50</sub> HCT 116 cells (μM)	IC <sub>50</sub> PC-3 (μM)
	amino}-(2N,4N)-phenyl-1,5-diaza-cyclotetradeca-8-one			
11h	(11,14)3,5N-{3-(4-methylpiperazin-1-ylcarbonyl)phenyl-pyrazolo[1,5-a][1,3,5]triazin-4-yl-amino}-(2N,4N)-phenyl-1,5-diaza-cyclotetradeca-8-one	<0.1	<1	<1
11i	(11,14)3,5N-{3-(dimethylamino)pyrrolidin-1-yl]carbonyl}phenyl-pyrazolo[1,5-a][1,3,5]triazin-4-yl-amino}-(2N,4N)-phenyl-1,5-diaza-cyclotetradeca-8-one	<0.1	<1	<1
11j	(11,14)3,5N-{4-[(3-{3-(diethylamino)carbonyl}phenyl)amino]-pyrazolo[1,5-a][1,3,5]triazin-4-yl-amino}-(2N,4N)-phenyl-1,5-diaza-cyclotetradeca-8-one	<0.1	<1	<1
11k	(11,14)3,5N-{4-[[3-((2-(dimethylamino)ethyl)-amino)carbonyl]phenyl)amino]-pyrazolo[1,5-a][1,3,5]triazin-4-yl-amino}-(2N,4N)-phenyl-1,5-diaza-cyclotetradeca-8-one	<0.1	<1	<1
11l	(11,14)3,5N-{4-((3-[(3-hydroxyazetidin-1-yl)carbonyl]phenyl)amino)-pyrazolo[1,5-a][1,3,5]triazin-4-yl-amino}-(2N,4N)-phenyl-1,5-diaza-cyclotetradeca-8-one	<0.1	<1	<1
11m	(11,14)3,5N-[[1-(1-methylazetidin-3-yl)amino]carbonyl]phenyl)amino]-pyrazolo[1,5-a][1,3,5]triazin-4-yl-amino}-(2N,4N)-phenyl-1,5-diaza-cyclotetradeca-8-one	<0.1	<1	<1
11n	(11,14)3,5N-{4-[[3-[[2-(dimethylamino)ethyl](methyl)-amino]carbonyl]phenyl)amino]-pyrazolo[1,5-a][1,3,5]triazin-4-yl-amino}-(2N,4N)-phenyl-1,5-diaza-cyclotetradeca-8-one	<0.1	<1	<1
11o	(11,14)3,5N-{4-[(3-[[methyl(1-methylpiperidin-4-yl)amino]carbonyl]-phenyl)amino]-pyrazolo[1,5-a][1,3,5]triazin-4-yl-amino}-(2N,4N)-phenyl-1,5-diaza-cyclotetradeca-8-one	<0.1	<1	<1
11p	(11,14)3,5N-[[3-[(3-(diethylamino)pyrrolidin-1-yl)carbonyl]phenyl)amino]-	<0.1	<1	<1

Compound	Name	K <sub>i</sub> (μM)	IC <sub>50</sub> HCT 116 cells (μM)	IC <sub>50</sub> PC-3 (μM)
	pyrazolo[1,5-a][1,3,5]triazin-4-yl-amino}-(2N,4N)-phenyl-1,5-diaza-cyclotetradeca-8-one			
11q	(11,14)3,5N-{{[3-{{[3-(diethylamino)azetidin-1-yl]carbonyl}-phenyl]amino]-pyrazolo[1,5-a][1,3,5]triazin-4-yl-amino}-(2N,4N)-phenyl-1,5-diaza-cyclotetradeca-8-one	<0.1	<1	<1
11r	(11,14)3,5N-{{[3-(piperazin-1-ylcarbonyl)phenyl]amino}-pyrazolo[1,5-a][1,3,5]triazin-4-yl-amino}-(2N,4N)-phenyl-1,5-diaza-cyclotetradeca-8-one	<0.1	<1	
11s	(11,14)3,5N-{{4-[[3-{{[2-(diethylamino)ethyl](methyl)amino]-carbonyl}phenyl]amino]-pyrazolo[1,5-a][1,3,5]triazin-4-yl-amino}-(2N,4N)-phenyl-1,5-diaza-cyclotetradeca-8-one	<0.1	<1	

Table 2. Pyrimidine-based compounds



Compound	Name	K <sub>i</sub> (μM)	IC <sub>50</sub> HCT 116 cells (μM)	IC <sub>50</sub> PC-3 (μM)
18a	(11,14)3,5N-{{[3-Dimethylamino-pyrrolidine-1-carbonyl]-phen-3-yl]-pyrazolo[1,5-a]pyrimidin-2,4-yl-diamino}-(2N,4N)-phenyl-1,5-diaza-cyclotetradecan-6-one	<0.1	<3	<3
18b	(11,14)3,5N-{{[3-cyclopropyl]-pyrazolo[1,5-a]pyrimidin-2,4-yl-diamino}-(2N,4N)-phenyl-1,5-diaza-cyclotetradecan-6-one	<0.1	<3	<3

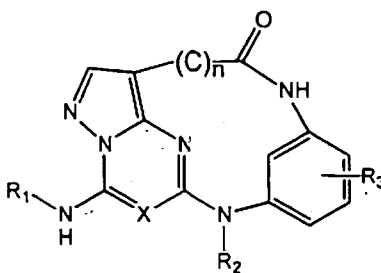
[0055] The examples above exemplify compounds of Formula (I) and assays that may readily be performed to determine their activity levels against CK2 protein kinase. It will be

apparent that such assays to other suitable assays known in the art may be used to select an inhibitor having a desired level of activity against a selected target.

[0056] While the invention has been illustrated by reference to specific and preferred embodiments, those skilled in the art will recognize that variations and modifications may be made through routine experimentation and practice of the inventions.

**What is Claimed:**

1. A compound having the structure



wherein

R1 is alkyl, alkenyl, alkynyl, aryl, or heteroaryl,

R2 is hydrogen, alkyl, alkenyl, alkynyl, aryl, or heteroaryl,

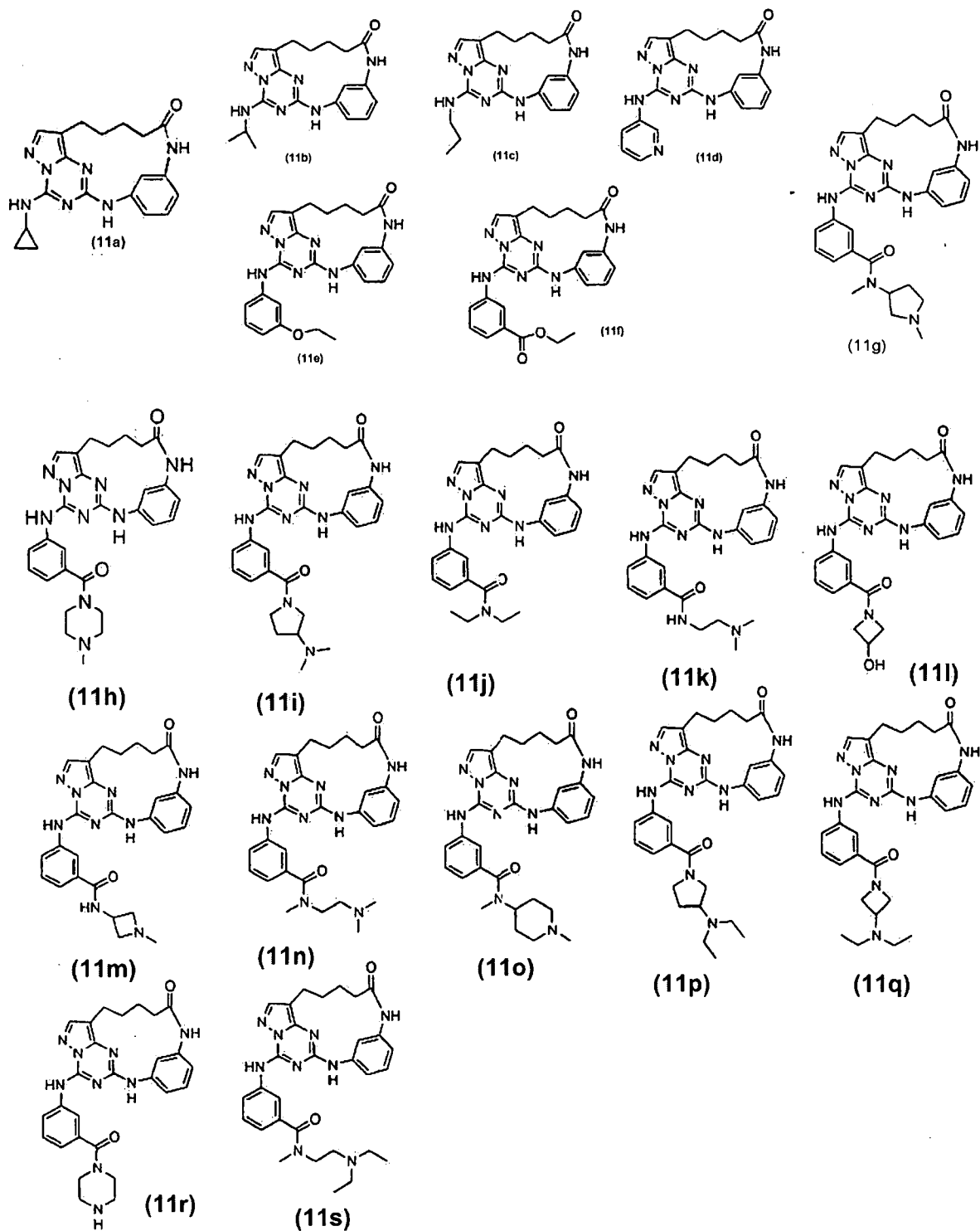
each R3 is, independently, hydrogen, optionally substituted alkyl, alkenyl, alkynyl, aryl, heteroaryl, or halo,

(C) is substituted alkyl, alkenyl, or aryl,

n = 2-6; and

X is CH or N.

2. The compound of claim 1, wherein X is nitrogen.
3. The compound of claim 2, wherein R1 is C1-6 alkyl, C3-6 cycloalkyl, aryl, or heteroaryl groups.
4. The compound of claim 3, wherein R1 is optionally substituted cyclopropyl, i-Pr, or n-Pr.
5. The compound of claim 3, wherein R1 is phenyl.
6. The compound of claim 5, wherein the phenyl group has at least substituent that alkoxy, alkoxycarbonyl, or aminocarbonyl.
7. The compound of claim 6, wherein the alkoxy group is ethoxy.
8. The compound of claim 6, wherein the alkoxycarbonyl group is ethoxycarbonyl.
9. The compound of claim 3, wherein the heteroaryl group is pyridine.
10. The compound of claim 2, wherein the compound is selected from the group consisting of



11. The compound of claim 2, wherein the compound is selected from the group consisting of
12. The compound of claim 1, wherein the compound is selected from the group consisting of  
 (11,14)3,5N-{cyclopropyl-pyrazolo[1,5-a][1,3,5]triazin-4-yl-amino}-(2N,4N)-phenyl-1,5-diazacyclotetradeca-8-one;

(11,14)3,5N-{isopropyl-pyrazolo[1,5-a][1,3,5]triazin-4-yl-amino}-(2N,4N)-phenyl-1,5-diaza-cyclotetradeca-8-one;

(11,14)3,5N-{n-propyl-pyrazolo[1,5-a][1,3,5]triazin-4-yl-amino}-(2N,4N)-phenyl-1,5-diaza-cyclotetradeca-8-one;

(11,14)3,5N-{pyrid-3-yl-pyrazolo[1,5-a][1,3,5]triazin-4-yl-amino}-(2N,4N)-phenyl-1,5-diaza-cyclotetradeca-8-one;

(11,14)3,5N-{{3-ethoxyphenyl}-pyrazolo[1,5-a][1,3,5]triazin-4-yl-amino}-(2N,4N)-phenyl-1,5-diaza-cyclotetradeca-8-one;

(11,14)3,5N-{{3-ethoxycarbonylphenyl}-pyrazolo[1,5-a][1,3,5]triazin-4-yl-amino}-(2N,4N)-phenyl-1,5-diaza-cyclotetradeca-8-one;

(11,14)3,5N-{3-(3-{{methyl(1-methylpyrrolidin-3-yl)amino}carbonyl}phenyl)-pyrazolo[1,5-a][1,3,5]triazin-4-yl-amino}-(2N,4N)-phenyl-1,5-diaza-cyclotetradeca-8-one;

(11,14)3,5N-{3-(piperazin-1-ylcarbonyl)phenyl-pyrazolo[1,5-a][1,3,5]triazin-4-yl-amino}-(2N,4N)-phenyl-1,5-diaza-cyclotetradeca-8-one;

(11,14)3,5N-{3-[3-(dimethylamino)pyrrolidin-1-yl]carbonyl}phenyl-pyrazolo[1,5-a][1,3,5]triazin-4-yl-amino}-(2N,4N)-phenyl-1,5-diaza-cyclotetradeca-8-one;

(11,14)3,5N-{4-[(3-{{3-(dimethylamino)pyrrolidin-1-yl}carbonyl}phenyl)amino]-pyrazolo[1,5-a][1,3,5]triazin-4-yl-amino}-(2N,4N)-phenyl-1,5-diaza-cyclotetradeca-8-one;

(11,14)3,5N-{4-[[3-{{2-(dimethylamino)ethyl}amino}carbonyl]phenyl]amino}-pyrazolo[1,5-a][1,3,5]triazin-4-yl-amino}-(2N,4N)-phenyl-1,5-diaza-cyclotetradeca-8-one;

(11,14)3,5N-{4-{{3-{{3-(hydroxyazetid-1-yl)carbonyl}phenyl}amino)-pyrazolo[1,5-a][1,3,5]triazin-4-yl-amino}-(2N,4N)-phenyl-1,5-diaza-cyclotetradeca-8-one;

(11,14)3,5N-{4-[(3-{{3-(hydroxycyclobutyl)amino}carbonyl}phenyl)amino]-pyrazolo[1,5-a][1,3,5]triazin-4-yl-amino}-(2N,4N)-phenyl-1,5-diaza-cyclotetradeca-8-one;

(11,14)3,5N-{4-[(3-{{2-(dimethylamino)ethyl}(methyl)amino}carbonyl}phenyl)amino]-pyrazolo[1,5-a][1,3,5]triazin-4-yl-amino}-(2N,4N)-phenyl-1,5-diaza-cyclotetradeca-8-one;

(11,14)3,5N-{4-[(3-{{methyl(1-methylpiperidin-4-yl)amino}carbonyl}phenyl)amino]-pyrazolo[1,5-a][1,3,5]triazin-4-yl-amino}-(2N,4N)-phenyl-1,5-diaza-cyclotetradeca-8-one;

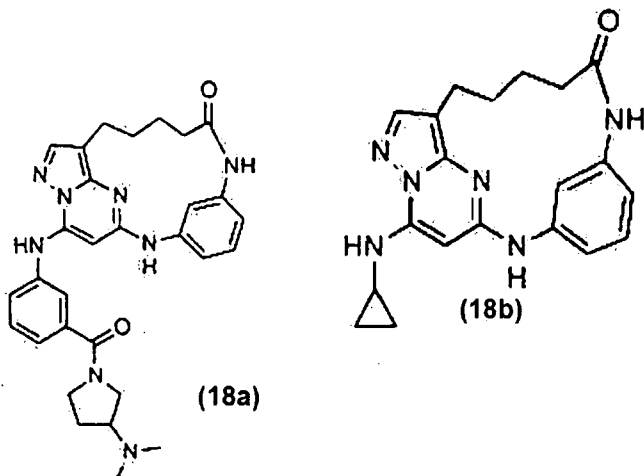
(11,14)3,5N-{{3-{{3-(diethylamino)pyrrolidin-1-yl}carbonyl}phenyl)amino]-pyrazolo[1,5-a][1,3,5]triazin-4-yl-amino}-(2N,4N)-phenyl-1,5-diaza-cyclotetradeca-8-one;

(11,14)3,5N-{{3-{{3-(diethylamino)azetid-1-yl}carbonyl}phenyl)amino]-pyrazolo[1,5-a][1,3,5]triazin-4-yl-amino}-(2N,4N)-phenyl-1,5-diaza-cyclotetradeca-8-one;

(11,14)3,5N-{{3-(piperazin-1-ylcarbonyl)phenyl}amino}-pyrazolo[1,5-a][1,3,5]triazin-4-yl-amino}-(2N,4N)-phenyl-1,5-diaza-cyclotetradeca-8-one; and

(11,14)3,5N-{4-[(3-{{[2-(diethylamino)ethyl](methyl)amino]carbonyl}phenyl)amino]-pyrazolo[1,5-a][1,3,5]triazin-4-yl-amino}-(2N,4N)-phenyl-1,5-diaza-cyclotetradeca-8-one.

13. The compound of claim 14, wherein the compound is selected from the group consisting of
14. The compound of claim 1, wherein X is CH.
15. The compound of claim 14, wherein the compound is selected from the group consisting of



16. A method of treating a mammal in need of such treatment, comprising the step of administering a compound of claim 1.
17. The method of claim 16, wherein X is nitrogen.
18. The method of claim 17, wherein the compound is selected from the group consisting of (11,14)3,5N-(cyclopropyl-pyrazolo[1,5-a][1,3,5]triazin-4-yl-amino}-(2N,4N)-phenyl-1,5-diaza-cyclotetradeca-8-one;
- (11,14)3,5N-(iso-propyl-pyrazolo[1,5-a][1,3,5]triazin-4-yl-amino}-(2N,4N)-phenyl-1,5-diaza-cyclotetradeca-8-one;
- (11,14)3,5N-(n-propyl-pyrazolo[1,5-a][1,3,5]triazin-4-yl-amino}-(2N,4N)-phenyl-1,5-diaza-cyclotetradeca-8-one;
- (11,14)3,5N-(pyrid-3-yl-pyrazolo[1,5-a][1,3,5]triazin-4-yl-amino}-(2N,4N)-phenyl-1,5-diaza-cyclotetradeca-8-one;
- (11,14)3,5N-((3-ethoxyphenyl)-pyrazolo[1,5-a][1,3,5]triazin-4-yl-amino}-(2N,4N)-phenyl-1,5-diaza-cyclotetradeca-8-one;
- (11,14)3,5N-((3-ethoxycarbonylphenyl)-pyrazolo[1,5-a][1,3,5]triazin-4-yl-amino}-(2N,4N)-phenyl-1,5-diaza-cyclotetradeca-8-one;

(11,14)3,5N-{3-(3-{methyl(1-methylpyrrolidin-3-yl)amino}carbonyl}phenyl)-pyrazolo[1,5-a][1,3,5]triazin-4-yl-amino}-(2N,4N)-phenyl-1,5-diaza-cyclotetradeca-8-one;

(11,14)3,5N-{3-(piperazin-1-ylcarbonyl)phenyl-pyrazolo[1,5-a][1,3,5]triazin-4-yl-amino}-(2N,4N)-phenyl-1,5-diaza-cyclotetradeca-8-one;

(11,14)3,5N-{3-[3-(dimethylamino)pyrrolidin-1-yl]carbonyl}phenyl-pyrazolo[1,5-a][1,3,5]triazin-4-yl-amino}-(2N,4N)-phenyl-1,5-diaza-cyclotetradeca-8-one;

(11,14)3,5N-{4-[(3-{3-(dimethylamino)pyrrolidin-1-yl]carbonyl}phenyl)amino]-pyrazolo[1,5-a][1,3,5]triazin-4-yl-amino}-(2N,4N)-phenyl-1,5-diaza-cyclotetradeca-8-one;

(11,14)3,5N-{4-[[3-({[2-(dimethylamino)ethyl]amino}carbonyl)phenyl]amino]-pyrazolo[1,5-a][1,3,5]triazin-4-yl-amino}-(2N,4N)-phenyl-1,5-diaza-cyclotetradeca-8-one;

(11,14)3,5N-{4-({3-[(3-hydroxyazetid-1-yl)carbonyl]phenyl}amino)-pyrazolo[1,5-a][1,3,5]triazin-4-yl-amino}-(2N,4N)-phenyl-1,5-diaza-cyclotetradeca-8-one;

(11,14)3,5N-{4-[(3-[[3-hydroxycyclobutyl]amino]carbonyl}phenyl)amino]-pyrazolo[1,5-a][1,3,5]triazin-4-yl-amino}-(2N,4N)-phenyl-1,5-diaza-cyclotetradeca-8-one;

(11,14)3,5N-{4-[(3-[[[2-(dimethylamino)ethyl](methyl)amino]carbonyl}phenyl]amino]-pyrazolo[1,5-a][1,3,5]triazin-4-yl-amino}-(2N,4N)-phenyl-1,5-diaza-cyclotetradeca-8-one;

(11,14)3,5N-{4-[(3-[[methyl(1-methylpiperidin-4-yl)amino]carbonyl}phenyl]amino)-pyrazolo[1,5-a][1,3,5]triazin-4-yl-amino}-(2N,4N)-phenyl-1,5-diaza-cyclotetradeca-8-one;

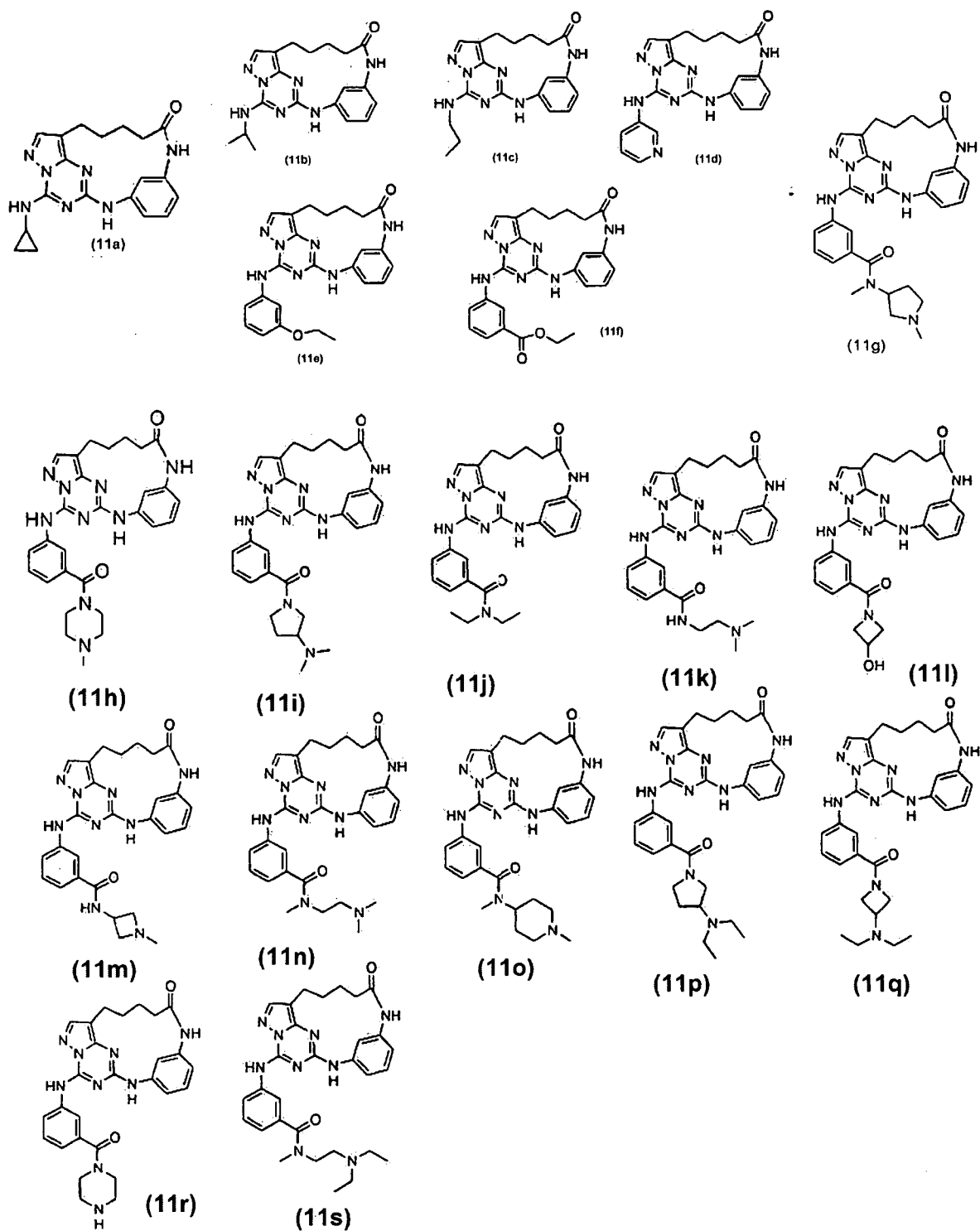
(11,14)3,5N-[[3-[[3-(diethylamino)pyrrolidin-1-yl]carbonyl}phenyl]amino]-pyrazolo[1,5-a][1,3,5]triazin-4-yl-amino}-(2N,4N)-phenyl-1,5-diaza-cyclotetradeca-8-one;

(11,14)3,5N-[[3-[[3-(diethylamino)azetid-1-yl]carbonyl}phenyl]amino]-pyrazolo[1,5-a][1,3,5]triazin-4-yl-amino}-(2N,4N)-phenyl-1,5-diaza-cyclotetradeca-8-one;

(11,14)3,5N-[[3-(piperazin-1-ylcarbonyl)phenyl]amino]-pyrazolo[1,5-a][1,3,5]triazin-4-yl-amino}-(2N,4N)-phenyl-1,5-diaza-cyclotetradeca-8-one; and

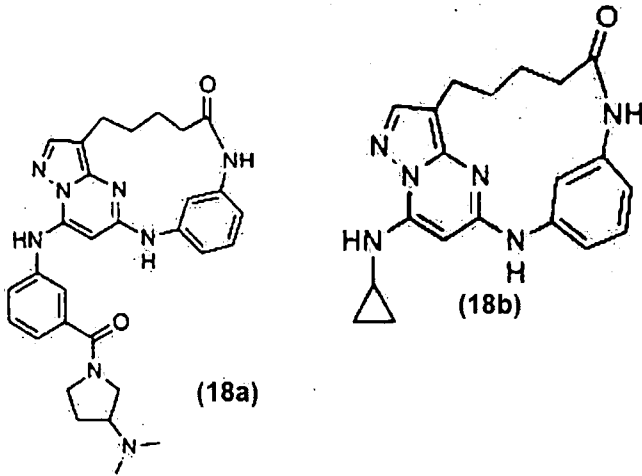
(11,14)3,5N-{4-[(3-[[[2-(diethylamino)ethyl](methyl)amino]carbonyl}phenyl]amino)-pyrazolo[1,5-a][1,3,5]triazin-4-yl-amino}-(2N,4N)-phenyl-1,5-diaza-cyclotetradeca-8-one.

19. The method of claim 17, wherein the compound is selected from the group consisting of



20. The method of claim 16, wherein X is carbon.

21. The method of claim 20, wherein the compound is selected from the group consisting of



22. A pharmaceutical composition comprising at least one compound of claim 1.

**INTERNATIONAL SEARCH REPORT**

International application No  
PCT/US2007/020231

**A. CLASSIFICATION OF SUBJECT MATTER**

INV. C07D487/16      A61P35/00      A61P37/00      A61K31/519      A61K31/53

According to International Patent Classification (IPC) or to both national classification and IPC

**B. FIELDS SEARCHED**

Minimum documentation searched (classification system followed by classification symbols)  
C07D A61K A61P

Documentation searched other than minimum documentation to the extent that such documents are included in the fields searched

Electronic data base consulted during the international search (name of data base and, where practical, search terms used)

EPO-Internal, CHEM ABS Data

**C. DOCUMENTS CONSIDERED TO BE RELEVANT**

Category*	Citation of document, with indication, where appropriate, of the relevant passages	Relevant to claim No.
A	WO 2004/104007 A (PHARMACIA ITALIA SPA [IT]; TRAQUANDI GABRIELLA [IT]; BRASCA MARIA GABR) 2 December 2004 (2004-12-02) the whole document	1-22
A	WO 2004/048384 A (NAD AG [DE]; MONSE BARBARA [DE]; BRAXMEIER TOBIAS [DE]; FERRAND SANDRI) 10 June 2004 (2004-06-10) claims; examples	1-22
A,P	EP 1 752 457 A (TAKEDA PHARMACEUTICAL [JP]) 14 February 2007 (2007-02-14) the whole document	1-22

Further documents are listed in the continuation of Box C.

See patent family annex.

\* Special categories of cited documents :

- \*A\* document defining the general state of the art which is not considered to be of particular relevance
- \*E\* earlier document but published on or after the international filing date
- \*L\* document which may throw doubts on priority claim(s) or which is cited to establish the publication date of another citation or other special reason (as specified)
- \*O\* document referring to an oral disclosure, use, exhibition or other means
- \*P\* document published prior to the international filing date but later than the priority date claimed

- \*T\* later document published after the international filing date or priority date and not in conflict with the application but cited to understand the principle or theory underlying the invention
- \*X\* document of particular relevance; the claimed invention cannot be considered novel or cannot be considered to involve an inventive step when the document is taken alone
- \*Y\* document of particular relevance; the claimed invention cannot be considered to involve an inventive step when the document is combined with one or more other such documents, such combination being obvious to a person skilled in the art.
- \*&\* document member of the same patent family

Date of the actual completion of the international search

21 February 2008

Date of mailing of the international search report

29/02/2008

Name and mailing address of the ISA/

European Patent Office, P.B. 5818 Patentlaan 2  
NL - 2280 HV Rijswijk  
Tel. (+31-70) 340-2040, Tx. 31 651 epo nl,  
Fax: (+31-70) 340-3016

Authorized officer

Bosma, Peter

# INTERNATIONAL SEARCH REPORT

International application No.  
PCT/US2007/020231

## Box No. II Observations where certain claims were found unsearchable (Continuation of item 2 of first sheet)

This international search report has not been established in respect of certain claims under Article 17(2)(a) for the following reasons:

1.  Claims Nos.:  
because they relate to subject matter not required to be searched by this Authority, namely:  
  
Although claims 16-21 are directed to a method of treatment of the human/animal body, the search has been carried out and based on the alleged effects of the compound/composition.
2.  Claims Nos.:  
because they relate to parts of the international application that do not comply with the prescribed requirements to such an extent that no meaningful international search can be carried out, specifically:
3.  Claims Nos.:  
because they are dependent claims and are not drafted in accordance with the second and third sentences of Rule 6.4(a).

## Box No. III Observations where unity of invention is lacking (Continuation of item 3 of first sheet)

This International Searching Authority found multiple inventions in this international application, as follows:

1.  As all required additional search fees were timely paid by the applicant, this international search report covers allsearchable claims.
2.  As all searchable claims could be searched without effort justifying an additional fees, this Authority did not invite payment of additional fees.
3.  As only some of the required additional search fees were timely paid by the applicant, this international search report covers only those claims for which fees were paid, specifically claims Nos.:
4.  No required additional search fees were timely paid by the applicant. Consequently, this international search report is restricted to the invention first mentioned in the claims; it is covered by claims Nos.:

### Remark on Protest

- The additional search fees were accompanied by the applicant's protest and, where applicable, the payment of a protest fee.
- The additional search fees were accompanied by the applicant's protest but the applicable protest fee was not paid within the time limit specified in the invitation.
- No protest accompanied the payment of additional search fees.

# INTERNATIONAL SEARCH REPORT

Information on patent family members

International application No <b>PCT/US2007/020231</b>
--

Patent document cited in search report	Publication date	Patent family member(s)	Publication date		
WO 2004104007 A	02-12-2004	AU 2004240772 A1	02-12-2004		
		BR PI0410563 A	20-06-2006		
		CA 2526578 A1	02-12-2004		
		CN 1826343 A	30-08-2006		
		EP 1636236 A1	22-03-2006		
		HR 20050967 A2	31-05-2007		
		IS 8132 A	18-11-2005		
		JP 2007502851 T	15-02-2007		
		KR 20060015294 A	16-02-2006		
		MX PA05012573 A	22-02-2006		
		UA 80763 C2	25-10-2007		
		WO 2004048384 A	10-06-2004	AT 334984 T	15-08-2006
				AU 2003288180 A1	18-06-2004
CA 2502200 A1	10-06-2004				
DE 10255343 A1	17-06-2004				
DE 60307316 T2	10-01-2008				
EP 1565473 A1	24-08-2005				
JP 2006517519 T	27-07-2006				
US 2007149481 A1	28-06-2007				
EP 1752457 A	14-02-2007			AU 2005250285 A1	15-12-2005
		BR PI0511768 A	08-01-2008		
		CA 2569016 A1	15-12-2005		
		WO 2005118588 A1	15-12-2005		
		KR 20070026695 A	08-03-2007		
		US 2007244132 A1	18-10-2007		