

No. 800,122.

PATENTED SEPT. 19, 1905.

F. TREAT.
SEAM RIPPER.

APPLICATION FILED MAR. 18, 1905.

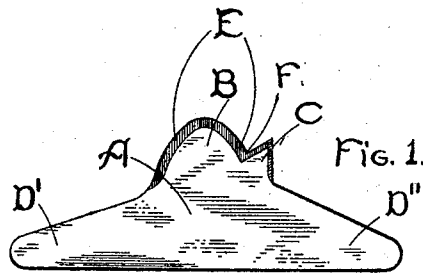


Fig. 1.

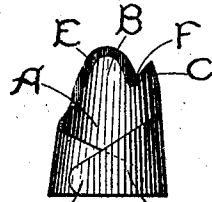


Fig. 2.

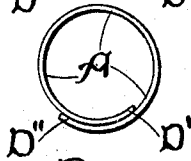


Fig. 3.

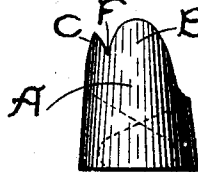


Fig. 4.

WITNESSES

Wm. H. Jones,
L. V. Nichols

INVENTOR.

FREDERICK TREAT.

BY

Geo. J. Whittney

ATTORNEY.

UNITED STATES PATENT OFFICE.

FREDERICK TREAT, OF PITTSFIELD, MASSACHUSETTS.

SEAM-RIPPER.

No. 800,122.

Specification of Letters Patent.

Patented Sept. 19, 1905.

Application filed March 18, 1905. Serial No. 250,876.

To all whom it may concern:

Be it known that I, FREDERICK TREAT, a citizen of the United States, residing at Pittsfield, in the county of Berkshire and Commonwealth of Massachusetts, have invented new and useful Improvements in Seam-Rippers, of which the following is a full and complete specification, such as will enable those skilled in the art to which it appertains to make and use the same.

This invention relates to seam-rippers; and one object thereof is to provide an improved device which may be worn upon the end of the thumb or other finger for use as a thread-cutter and seam opener and ripper in garment-working and in such other like arts to which its peculiar features may be adapted to facilitate and expedite manual operations; and with this and other objects in view the invention consists of a seam-ripper formed as hereinafter described and claimed and is fully disclosed in the following specification, of which the accompanying drawings form a part, corresponding parts being designated by the same reference characters in each of the views, and in which—

Figure 1 represents an interior view of my seam-ripper developed laterally. Fig. 2 is a perspective rear view; Fig. 3, a bottom view of the instrument, and Fig. 4 a perspective front view of the same.

In the construction of my invention I provide a metallic strip or band A, Fig. 1, with rounded ends D' and D'', gradually increasing in width toward the middle. Said strip is unilaterally expanded about the middle, so as to form thereat an obtuse and rounded projection B, which is deeply indented or cleft at one side, as shown at F, thereby forming a distinct and smaller projection C, extending laterally from said projection B. Said projection C is constructed in the form of a pointed tooth or pick, while the entire edge thereof is beveled upon the inside and sharpened, so as to form a cutting edge or blade, said projection B being likewise beveled and provided with a cutting edge, thereby enabling the operator to use the same as a blade separately or in conjunction with the tooth or pick C. The beveled edges of projections B and C are represented by the character E in Figs. 1 and 2, while it will be apparent that the cleft F, formed by the conjunction of the projections B and C and the sharpened edges thereof, is also adapted for cutting purposes.

The strip or band A, Fig. 1, is normally

formed into a circular body of conical shape, Figs. 2, 3, and 4, the ends D' and D'' overlapping, thereby making substantially an open-ended thimble or ring which is expandible and adapted to adjust itself to the size of the thumb or finger when placed upon the end thereof.

In operation my invention is placed upon the end of the thumb or finger, the blade B and pick C being turned upward to view and as shown in Fig. 4, the blade B extending slightly beyond the finger. By virtue of the overlapping and expansible ends D' and D' the instrument when in position for operation contracts or expands conformably to variations in the size of the finger, while the conical shape of the instrument prevents the same from sliding downward toward the base of the finger when pressure is applied upon the projections B and C. When the operator desires to open the seam and to rip asunder the parts of cloths or other material sewed together, the parts thereof are grasped firmly, as in ripping, one part in either hand, while the sharpened pick or tooth C of the instrument is employed to take up and sever the thread uniting the parts, and if at any time the united parts offer undue resistance to the operator the blade B with its sharpened edge E is instantly thrust between them at the point of resistance and made to sever the thread, said blade B being specially adapted to this purpose by reason of its obtuse nose, which is calculated not to catch or injure the cloth. The edged cleft F is also well adapted for the severance of threads or seams and for running incision of materials, when the pick C is not liable to interfere with the operation or to cause injury.

My improved seam-ripper is simple in construction and operation, durable, inexpensive, and universally useful, while combining and possessing merits not heretofore applied to instruments of this character.

Having fully described my invention, I claim as new and desire to secure by Letters Patent—

1. An expansible, open-ended and broken thimble or band with overlapping edges and of conical form, provided at its smaller end with two distinct and approximate projections of unequal size, obtuse and pointed, respectively, separated by an acute cleft; said projections and cleft being each provided with a beveled cutting edge, substantially as shown and described and for the purpose set forth.

2. A ripping and cutting instrument consisting of a conical, open-ended and broken thimble or band with expansible overlapping edges; said thimble or band being provided at its smaller end with an obtuse, bevel-edged cutting-blade projecting therefrom, substantially as shown and described.

5 In testimony that I claim the foregoing as

my invention I have hereunto signed my name, in the presence of the subscribing witnesses, 10 this 11th day of March, A. D. 1905.

FREDERICK TREAT.

Witnesses:

JNO. J. WHITTLESEY,
ANNIE E. COWLIN.