



US00D720562S

(12) **United States Design Patent**
Burden

(10) **Patent No.:** **US D720,562 S**

(45) **Date of Patent:** **** Jan. 6, 2015**

(54) **CABINET**

(71) Applicant: **Ian James Burden**, Sovereign Islands
(AU)

(72) Inventor: **Ian James Burden**, Sovereign Islands
(AU)

(**) Term: **14 Years**

(21) Appl. No.: **29/491,941**

(22) Filed: **May 27, 2014**

(30) **Foreign Application Priority Data**

Nov. 27, 2013 (AU) 14836/2013

(51) **LOC (10) Cl.** **06-04**

(52) **U.S. Cl.**
USPC **D6/671.1**

(58) **Field of Classification Search**
USPC D6/657, 663, 664, 664.1, 667, 671,
D6/671.1, 671.2; 312/138.1, 204, 224,
312/237, 257.1, 249.4, 330.1

See application file for complete search history.

(56) **References Cited**

U.S. PATENT DOCUMENTS

D224,925 S * 10/1972 Adkinson D6/671.1
D478,432 S * 8/2003 Juneau D6/657
D511,055 S * 11/2005 Draheim D6/671.1
D511,425 S * 11/2005 Katz et al. D6/671.1
D520,777 S * 5/2006 DeBlois D6/671.1

* cited by examiner

Primary Examiner — Mimosa De

(74) *Attorney, Agent, or Firm* — Dykema Gossett PLLC

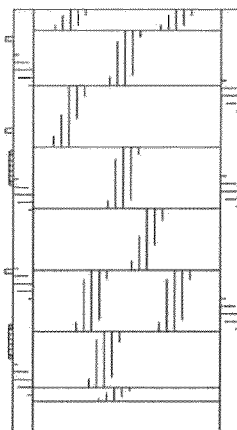
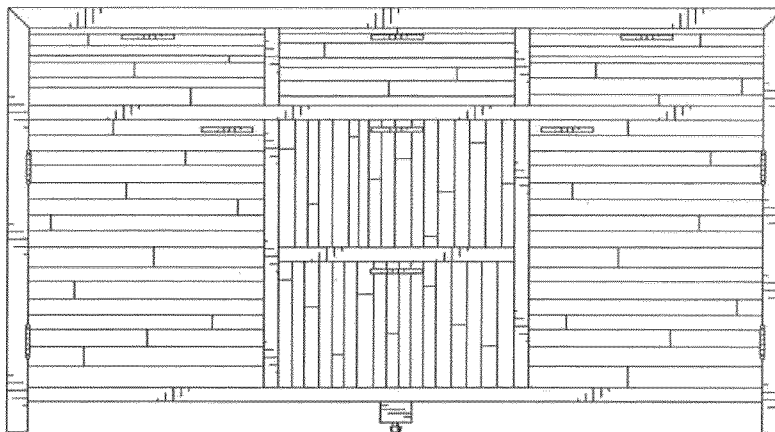
(57) **CLAIM**

The ornamental design for a cabinet, as shown and described.

DESCRIPTION

FIG. 1 is a front view of a cabinet showing my new and ornamental design,
FIG. 2 is a rear view thereof,
FIG. 3 is a top view thereof,
FIG. 4 is a bottom view thereof,
FIG. 5 is a left side view thereof; and,
FIG. 6 is a right side view thereof.
The broken lines shown in FIGS. 2 and 4 are for illustrative purposes only and form no part of the claimed design.

1 Claim, 3 Drawing Sheets



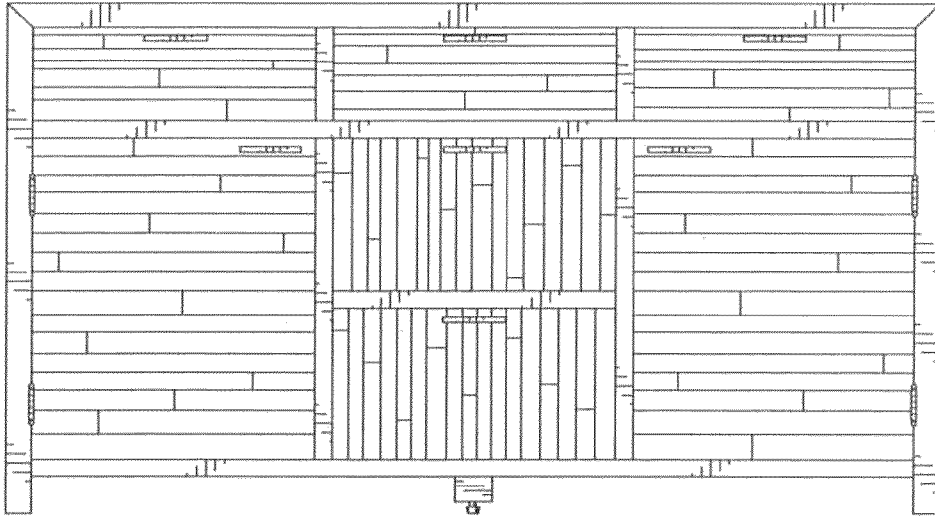


FIG. 1

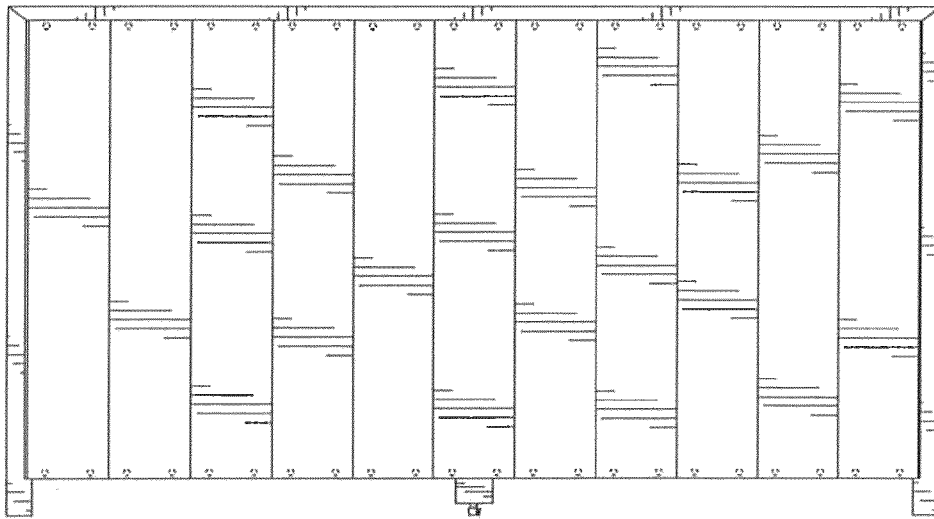


FIG. 2

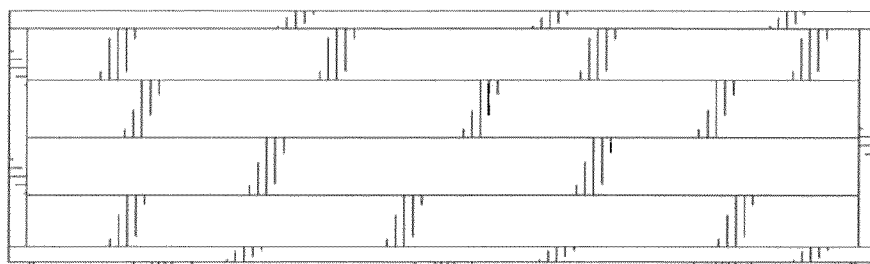


FIG. 3

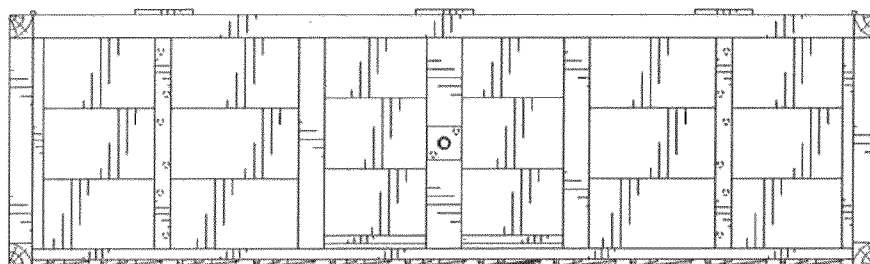


FIG. 4

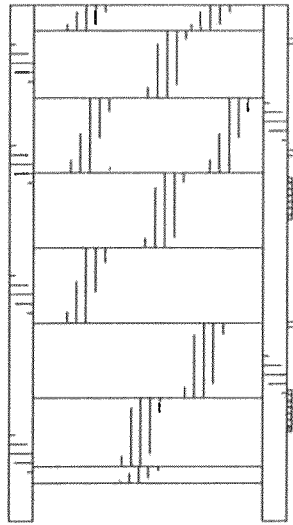


FIG. 5

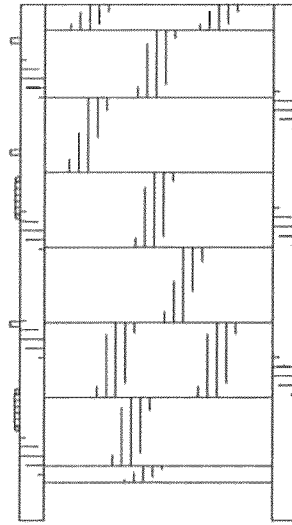


FIG. 6