



(22) Date de dépôt/Filing Date: 2014/02/25

(41) Mise à la disp. pub./Open to Public Insp.: 2014/09/08

(45) Date de délivrance/Issue Date: 2018/02/27

(30) Priorité/Priority: 2013/03/08 (US13/790290)

(51) Cl.Int./Int.Cl. *C08J 3/07* (2006.01),  
*G03G 9/08* (2006.01)

(72) Inventeurs/Inventors:

LIU, YU, CA;

WANG, YULIN, CA;

LEE, FRANK PING HAY, CA;

ZHOU, KE, CA

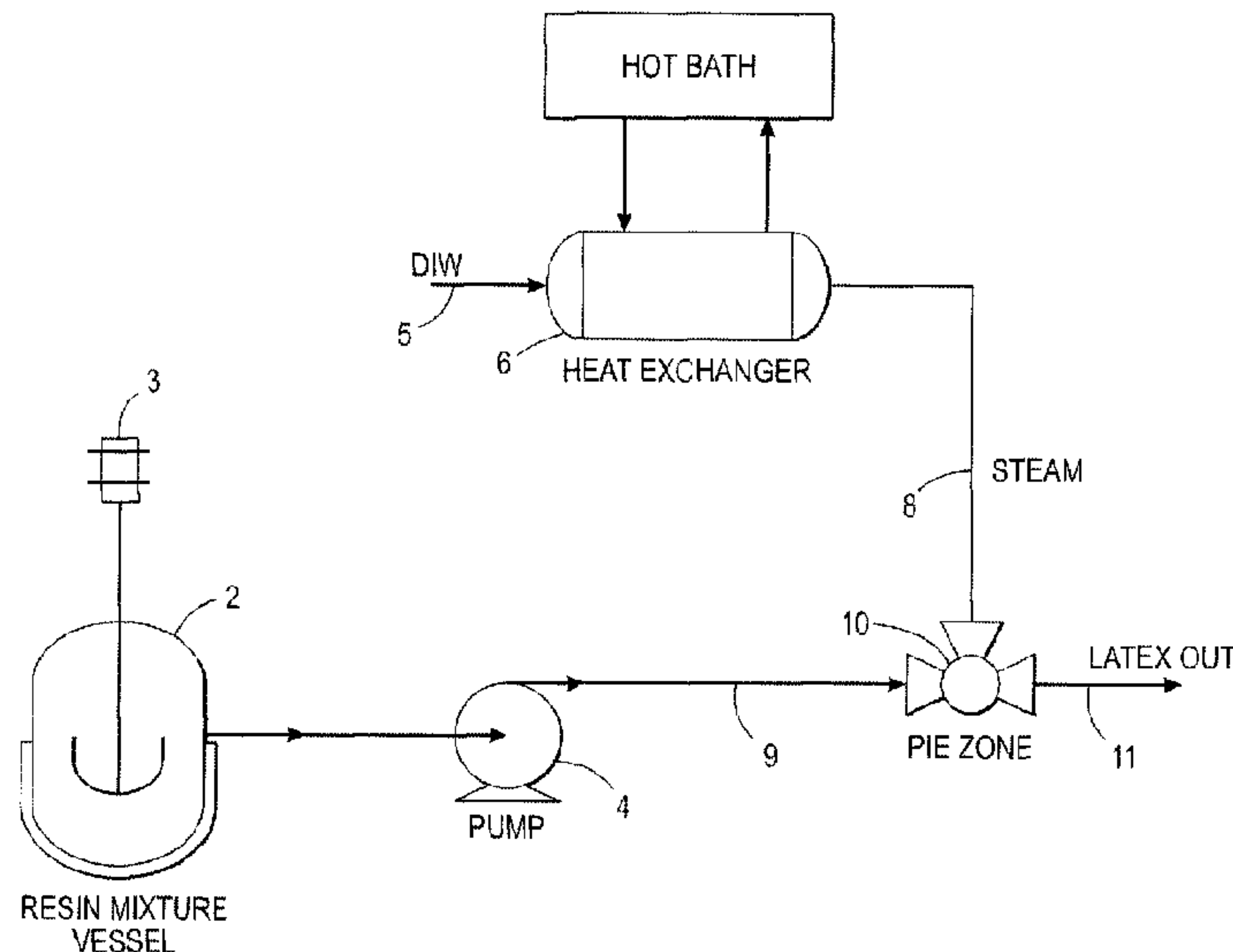
(73) Propriétaire/Owner:

XEROX CORPORATION, US

(74) Agent: AIRD & MCBURNEY LP

(54) Titre : PROCEDE ET APPAREIL D'EMULSIFICATION PAR IMMERSION DE PHASE

(54) Title: PHASE IMMERSION EMULSIFICATION PROCESS AND APPARATUS



(57) Abrégé/Abstract:

A method for preparing a latex or dispersion, the method comprising contacting at least one resin with an organic solvent to form a resin mixture; neutralizing the resin mixture with a neutralizing agent; and subjecting the resin mixture flow to steam flow in a continuous manner to form a dispersion. A method for forming toner, the method comprising: contacting a resin to an organic solvent and a neutralizing agent to form a resin mixture; subjecting the resin mixture flow to a steam flow in a continuous manner to form a dispersion; aggregating particles from a pre-toner mixture, the pre-toner mixture comprising the dispersion, an optional colorant, and an optional wax; and coalescing the aggregated particles to form toner particles. An apparatus that can perform the methods.

**ABSTRACT OF THE DISCLOSURE**

A method for preparing a latex or dispersion, the method comprising contacting at least one resin with an organic solvent to form a resin mixture; neutralizing the resin mixture with a neutralizing agent; and subjecting the resin mixture flow to steam flow in a continuous manner to form a dispersion. A method for forming toner, the method comprising: contacting a resin to an organic solvent and a neutralizing agent to form a resin mixture; subjecting the resin mixture flow to a steam flow in a continuous manner to form a dispersion; aggregating particles from a pre-toner mixture, the pre-toner mixture comprising the dispersion, an optional colorant, and an optional wax; and coalescing the aggregated particles to form toner particles. An apparatus that can perform the methods.

## PHASE IMMERSION EMULSIFICATION PROCESS AND APPARATUS

### TECHNICAL FIELD

**[0001]** The present disclosure is generally directed to a method for preparing a latex or a dispersion and an apparatus for preparing the latex or dispersion.

### BACKGROUND

**[0002]** Numerous processes are within the purview of those skilled in the art for forming toners. Emulsion aggregation (EA) is one such method. EA toners are generally formed by aggregating a colorant with a latex polymer formed by emulsion polymerization. For example, U.S. Patent No. 5,853,943 is directed to a semi-continuous emulsion polymerization process for preparing a latex emulsion by first forming a seed polymer. Other methods of emulsion/aggregation/coalescing for preparing toners are illustrated in U.S. Patents Nos. 3,644,263; 3,879,327; 4,243,566; 5,403,693; 5,418,108; 5,364,729; 5,346,797; 5,527,658; 5,585,215; 5,650,255; 5,650,256; 5,501,935; 7,683,142; 7,977,024; 8,124,309; 8,163,459; and 8,168,699.

**[0003]** Polyester toners with low melt properties can be prepared using amorphous and crystalline polyester resins. These polyesters must be formulated into emulsions prepared by solvent containing batch processes before they can be incorporated into the toners. The solvent-containing batch processes include, for example, solvent flash emulsification and/or solvent-based phase inversion emulsification (PIE).

**[0004]** U.S. Patent Application No. 13/686,374, discloses an apparatus and a method for preparing a latex or emulsion using a batch process, the method comprising contacting a resin with an organic solvent and an optional neutralizing agent to form a resin mixture; and introducing steam to the resin mixture to form the latex or emulsion.

**[0005]** Batch processes can be difficult to scale up because their process inputs (e.g., resin acid values, solvent evaporation rates, and neutralization agent evaporation rates) could vary and, thus, could cause a wide range in process noises, making both accuracy and precision between batches (i.e. batch-to-batch variations) difficult. As a result, a large amount of time and materials could be wasted by taking a trial and error approach, even at laboratory scale, to determine a critical point for preparing latexes with various desired particle sizes.

[0006] Moreover, if quality standards are not met for a particular batch, an entire batch has to be rejected. Because the batch processes sometimes cannot be immediately interrupted, preventing further waste of raw materials (which could be sent back for reprocessing) is often not accomplished. Although batch processes are often used, a batch process can be inherently wasteful and can often complicate future project planning for a green process with reduced chemical disposals and mechanical maintenance fees.

[0007] Additionally, conventional PIE processes typically use mechanical agitation, which may not be able to sufficiently and reliably control the mixing efficiency throughout a whole reaction vessel due to the non-Newtonian behavior of liquid-phase materials during the emulsification process. A high mixing field only localizes at the impeller tip, and the mixing strength decreases away from the impeller, especially along the vessel wall region. Also, dead spots or shallow spots with inefficient mixing can be distributed along the edge of the shaft. Further, establishing a more efficient and more complex impeller design might increase cost. Thus, batch-to-batch consistency can be difficult to achieve at this stage.

[0008] Accordingly, continuous processes have been explored throughout the industry. For example, U.S. Patent Application Publication No. 2011/0015320 discloses a process and system for use in forming toner particles using at least one micromixer for mixing a resin mixture and an aqueous phase to continuously produce an emulsion having a high solids content.

[0009] Another example is U.S. Patent Application Publication No. 2001/0313079, which discloses a solvent-assisted extrusion process for forming high yield, low coarse content, polyester latexes that may be utilized in forming a toner.

[0010] It would be advantageous to provide a method for preparing a latex or dispersion suitable for use in a toner product that is more efficient, takes less time and results in a more consistent toner product than conventional methods for making toner.

#### SUMMARY

[0011] According to one aspect, the present disclosure provides a method for preparing a latex or dispersion, the method comprising contacting at least one resin with an organic solvent to form a resin mixture; neutralizing the resin mixture with a neutralizing agent; and subjecting the resin mixture flow to steam flow in a continuous manner to form a dispersion.



**[0012]** According to another aspect, the present disclosure further provides a method for forming toner, the method comprising: contacting a resin to an organic solvent and a neutralizing agent to form a resin mixture; subjecting the resin mixture flow to a steam flow in a continuous manner to form a dispersion; aggregating particles from a pre-toner mixture, the pre-toner mixture comprising the dispersion, an optional colorant, and an optional wax; and coalescing the aggregated particles to form toner particles.

**[0013]** According to yet another aspect, the present disclosure also provides an apparatus for preparing latex or a dispersion, comprising: a steam inlet; resin mixture flow inlet; a phase inversion emulsification zone; and a latex or dispersion outlet, wherein the steam inlet, resin mixture flow inlet, and latex or dispersion outlet are connected to the phase inversion emulsification zone.

**[0013a]** In accordance with another aspect, there is provided an apparatus for preparing latex or dispersion, comprising:

- a steam inlet;
- a resin mixture flow inlet;
- a resin mixing vessel;
- a phase inversion emulsification zone; and
- a latex or dispersion outlet, wherein

the steam inlet, resin mixture flow inlet, and latex or dispersion outlet are connected to the phase inversion emulsification zone and wherein

the resin mixing vessel is connected to the resin flow inlet opposite the end connected to the phase inversion emulsification zone.

**[0013b]** In accordance with another aspect, there is provided a method for preparing a latex or dispersion, the method comprising:

- contacting at least one resin with an organic solvent to form a resin mixture;
- neutralizing the resin mixture with a basic neutralizing agent;
- subjecting the resin mixture to steam flow in a continuous manner to form a dispersion by continually pumping the resin mixture and the steam flow into a mixing zone thereby forming a latex where the resin mixture and steam flow contact within the mixing zone;
- and
- removing the latex from the mixing zone;

3a

wherein the latex formation in the mixing zone requires no mechanical mixing.

#### BRIEF DESCRIPTION OF THE DRAWINGS

[0014] Figure 1 shows an embodiment of an apparatus for preparing a latex or a dispersion.

[0015] Figure 2 shows an exemplary embodiment of a PIE zone.

[0016] Figure 3 is a graph depicting particle sizes of resins produced in Example 1 of the present disclosure.

#### DETAILED DESCRIPTION

[0017] The present disclosure provides processes for forming resin latexes and/or dispersions through direct steam injection along a pipeline. A resin solution that can optionally be preloaded with amounts of a neutralizing agent, such as ammonium hydroxide, can be continuously pumped into a mixing zone while steam is also continuously and simultaneously injected into the mixing zone. The direct injection of the resin mixture and the steam can create direct contact between the steam and the resin mixture to provide a resin latex of desired particle size.

[0018] The contact between the resin mixture and the water molecules of the steam are actively and immediately mixed to produce a latex or a dispersion with desired particle sizes partially due to unique properties of the steam (e.g., global turbulence and large contact surface area). The varying particle sizes can be controlled according to desired particle sizes and quality standards. It is believed that the immediate emulsification is promoted in part due to the penetration and turbulence capabilities of the steam. The disclosed processes and apparatuses allow for a relative short reaction time and can provide significant space saving for manufacture

because additional mixing equipment typically required for the mixing of the deionized water (DIW) and resin mixtures are not required.

[0019] As such, resulting dispersions can be used for forming, for example, a toner, a paint, a powder, a coating, a compound additive for pharmaceuticals, an encapsulant for a drug, adhesive, a food additive, and the like.

[0020] As used herein, the modifier "about" used in connection with a quantity is inclusive of the stated value and has the meaning dictated by the context (for example, it includes at least the degree of error associated with the measurement of the particular quantity). When used in the context of a range, the modifier "about" should also be considered as disclosing the range defined by the absolute values of the two endpoints. For example, the range "from about 2 to about 4" also discloses the range "from 2 to 4."

#### Resin Mixture

[0021] The process disclosed herein includes introducing steam to a resin mixture. The resin mixture may include a resin contacted with an organic solvent and/or a neutralizing agent, and one or more of each of the components of the resin mixture may be contacted with the resin. The resin mixture can also include a surfactant that is contacted with the resin. Furthermore, each component contacted with the resin to form the resin mixture may be contacted with the resin before, during, or after any other component has been contacted with the resin, and, when multiple components are used, they may be contacted with the resin at the same or different times, as desired.

#### Resin

[0022] Resins may be cross linked or substantially free of cross linking. The resin mixture may comprise one or more resins, such as two or three or more resins. The total amount of resin in the resin mixture can be from about 1% to about 99%, such as from about 10% to about 95%, or from about 20% to about 90% by weight of the resin mixture.

[0023] A resin used in the method disclosed herein may be any latex resin utilized in forming Emulsion Aggregation (EA) toners. Such resins, in turn, may be made of any suitable monomer. Any monomer employed may be selected depending upon the particular polymer to be used. Two main types of EA methods for making toners are known. First is an EA process that forms acrylate based, e.g., styrene acrylate, toner particles. See, for example, U.S. Patent

No. 6,120,967 as one example of such a process. Second is an EA process that forms polyester based toner particles. See, for example, U.S. Patent No. 5,916,725 as one example of such a process.

**[0024]** Illustrative examples of latex resins or polymers include, but are not limited to, styrene acrylates, styrene methacrylates, butadienes, isoprene, acrylonitrile, acrylic acid, methacrylic acid, beta-carboxy ethyl arylate, polyesters, known polymers such as poly(styrene-butadiene), poly(methyl styrene-butadiene), poly(methyl methacrylate-butadiene), poly(ethyl methacrylate-butadiene), poly(propyl methacrylate-butadiene), poly(butyl methacrylate-butadiene), poly(methyl acrylate-butadiene), poly(ethyl acrylate-butadiene), poly(propyl acrylate-butadiene), poly(butyl acrylate-butadiene), poly(styrene-isoprene), poly(methyl styrene-isoprene), poly(methyl methacrylate-isoprene), poly(ethyl methacrylate-isoprene), poly(propyl methacrylate-isoprene), poly(butyl methacrylate-isoprene), poly(methyl acrylate-isoprene), poly(ethyl acrylate-isoprene), poly(propyl acrylate-isoprene), poly(butyl acrylate-isoprene); poly(styrene-propyl acrylate), poly(styrene-butyl acrylate), poly(styrene-butadiene-acrylic acid), poly(styrene-butadiene-methacrylic acid), poly(styrene-butyl acrylate-acrylic acid), poly(styrene-butyl acrylate-methacrylic acid), poly(styrene-butyl acrylate-acrylonitrile), poly(styrene-butyl acrylate-acrylonitrile-acrylic acid), and the like, and mixtures thereof. The resin or polymer can be a styrene/butyl acrylate/carboxylic acid terpolymer. At least one of the resins can substantially free of crosslinking and the crosslinked resin can comprise carboxylic acid in an amount of from about 0.05 to about 10 weight percent based upon the total weight of the resin substantially free of crosslinking or crosslinked resins.

**[0025]** The monomers used in making polymers are not limited, and the monomers utilized may include any one or more of, for example, styrene, acrylates such as methacrylates, butylacrylates,  $\beta$ -carboxy ethyl acrylate ( $\beta$ -CEA), etc., butadiene, isoprene, acrylic acid, methacrylic acid, itaconic acid, acrylonitrile, benzenes such as divinylbenzene, etc., and the like. Known chain transfer agents, for example dodecanethiol or carbon tetrabromide, can be utilized to control the molecular weight properties of the polymer. Any suitable method for forming the latex polymer from the monomers may be used without restriction.

**[0026]** A resin that is substantially free of cross linking (also referred to herein as a non-cross linked resin) can comprise a resin having less than about 0.1 percent cross linking. For example, the non-cross linked latex can comprise styrene, butylacrylate, and beta-carboxy ethyl



acrylate (beta-CEA) monomers, although not limited to these monomers, termed herein as monomers A, B, and C, prepared, for example, by emulsion polymerization in the presence of an initiator, a chain transfer agent (CTA), and surfactant.

[0027] The resin substantially free of cross linking can comprise styrene:butylacrylate:beta-carboxy ethyl acrylate wherein, for example, the non-cross linked resin monomers can be present in an amount of about 70 percent to about 90 percent styrene, about 10 percent to about 30 percent butylacrylate, and about 0.05 parts per hundred to about 10 parts per hundred beta-CEA, or about 3 parts per hundred beta-CEA, by weight based upon the total weight of the monomers, although not limited. For example, the carboxylic acid can be selected, for example, from the group comprised of, but not limited to, acrylic acid, methacrylic acid, itaconic acid, beta carboxy ethyl acrylate (beta CEA), fumaric acid, maleic acid, and cinnamic acid.

[0028] In a feature herein, the non-cross linked resin can comprise about 73 percent to about 85 percent styrene, about 27 percent to about 15 percent butylacrylate, and about 1.0 part per hundred to about 5 parts per hundred beta-CEA, by weight based upon the total weight of the monomers although the compositions and processes are not limited to these particular types of monomers or ranges. In another feature, the non-cross linked resin can comprise about 81.7 percent styrene, about 18.3 percent butylacrylate and about 3.0 parts per hundred beta-CEA by weight based upon the total weight of the monomers.

[0029] The initiator can be, for example, but is not limited to, sodium, potassium or ammonium persulfate and can be present in the range of, for example, about 0.5 to about 3.0 percent based upon the weight of the monomers, although not limited. The CTA can be present in an amount of from about 0.5 to about 5.0 percent by weight based upon the combined weight of the monomers A and B, although not limited. The surfactant can be an anionic surfactant present in the range of from about 0.7 to about 5.0 percent by weight based upon the weight of the aqueous phase, although not limited to this type or range.

[0030] The resin can be a polyester resin such as an amorphous polyester resin, a crystalline polyester resin, and/or a combination thereof. The polymer used to form the resin can be a polyester resin described in U.S. Patent Nos. 6,593,049 and 6,756,176. Suitable resins also include a mixture of an amorphous polyester resin and a crystalline polyester resin as described in

U.S. Patent No. 6,830,860.

**[0031]** The resin can be a polyester resin formed by reacting a diol with a diacid in the presence of an optional catalyst. For forming a crystalline polyester, suitable organic diols include aliphatic diols with from about 2 to about 36 carbon atoms, such as 1,2-ethanediol, 1,3-propanediol, 1,4-butanediol, 1,5-pentanediol, 1,6-hexanediol, 1,7-heptanediol, 1,8-octanediol, 1,9-nonanediol, 1,10-decanediol, 1,12-dodecanediol and the like; alkali sulfo-aliphatic diols such as sodio 2-sulfo-1,2-ethanediol, lithio 2-sulfo-1,2-ethanediol, potassio 2-sulfo-1,2-ethanediol, sodio 2-sulfo-1,3-propanediol, lithio 2-sulfo-1,3-propanediol, potassio 2-sulfo-1,3-propanediol, mixture thereof, and the like. The aliphatic diol may be, for example, selected in an amount of from about 40 to about 60 mole percent, such as from about 42 to about 55 mole percent, or from about 45 to about 53 mole percent (although amounts outside of these ranges can be used), and the alkali sulfo-aliphatic diol can be selected in an amount of from about 1 to about 10 mole percent, from about 1 to about 4 mole percent, or from about 3 to about 7 mole percent of the resin (although amounts outside of these ranges can be used).

**[0032]** Examples of organic diacids or diesters including vinyl diacids or vinyl diesters selected for the preparation of the crystalline resins include oxalic acid, succinic acid, glutaric acid, adipic acid, suberic acid, azelaic acid, sebacic acid, fumaric acid, dimethyl fumarate, dimethyl itaconate, cis-1,4-diacetoxy-2-butene, diethyl fumarate, diethyl maleate, phthalic acid, isophthalic acid, terephthalic acid, naphthalene-2,6-dicarboxylic acid, naphthalene-2,7-dicarboxylic acid, cyclohexane dicarboxylic acid, malonic acid and mesaconic acid, a diester or anhydride thereof; and an alkali sulfo-organic diacid such as the sodio, lithio or potassio salt of dimethyl-5-sulfo-isophthalate, dialkyl-5-sulfo-isophthalate-4-sulfo-1,8-naphthalic anhydride, 4-sulfo-phthalic acid, dimethyl-4-sulfo-phthalate, dialkyl-4-sulfo-phthalate, 4-sulfophenyl-3,5-dicarbomethoxybenzene, 6-sulfo-2-naphthyl-3,5-dicarbomethoxybenzene, sulfo-terephthalic acid, dimethyl-sulfo-terephthalate, 5-sulfo-isophthalic acid, dialkyl-sulfo-terephthalate, sulfoethanediol, 2-sulfopropanediol, 2-sulfobutanediol, 3-sulfopentanediol, 2-sulfohexanediol, 3-sulfo-2-methylpentanediol, 2-sulfo-3,3-dimethylpentanediol, sulfo-p-hydroxybenzoic acid, N,N-bis(2-hydroxyethyl)-2-amino ethane sulfonate, or mixtures thereof. The organic diacid may be selected in an amount of, for example, from about 40 to about 60 mole percent, in embodiments from about 42 to about 52 mole percent, such as from about 45 to about 50 mole percent (although amounts outside of these ranges can be used), and the alkali sulfo-aliphatic diacid can

be selected in an amount of from about 1 to about 10 mole percent of the resin, from about 2 to 8 mole percent of the resin, or about 4 to 6 mole percent of the resin (although amounts outside of these ranges can be used).

**[0033]** Examples of crystalline resins include polyesters, polyamides, polyimides, polyolefins, polyethylene, polybutylene, polyisobutyrate, ethylene-propylene copolymers, ethylene-vinyl acetate copolymers, polypropylene, mixtures thereof, and the like. Specific crystalline resins may be polyester based, such as poly(ethylene-adipate), poly(propylene-adipate), poly(butylene-adipate), poly(pentylene-adipate), poly(hexylene-adipate), poly(octylene-adipate), poly(ethylene-succinate), poly(propylene-succinate), poly(butylene-succinate), poly(pentylene-succinate), poly(hexylene-succinate), poly(octylene-succinate), poly(ethylene-sebacate), poly(propylene-sebacate), poly(butylene-sebacate), poly(pentylene-sebacate), poly(hexylene-sebacate), poly(octylene-sebacate), poly(decylene-sebacate), poly(decylene-decanoate), poly(ethylene-decanoate), poly(ethylene dodecanoate), poly(nonylene-sebacate), poly(nonylene-decanoate), copoly(ethylene-fumarate)-copoly(ethylene-sebacate), copoly(ethylene-fumarate)-copoly(ethylene-decanoate), copoly(ethylene-fumarate)-copoly(ethylene-dodecanoate), alkali copoly(5-sulfoisophthaloyl)-copoly(ethylene-adipate), alkali copoly(5-sulfoisophthaloyl)-copoly(propylene-adipate), alkali copoly(5-sulfoisophthaloyl)-copoly(butylene-adipate), alkali copoly(5-sulfo-isophthaloyl)-copoly(pentylene-adipate), alkali copoly(5-sulfo-isophthaloyl)-copoly(hexylene-adipate), alkali copoly(5-sulfo-isophthaloyl)-copoly(octylene-adipate), alkali copoly(5-sulfo-isophthaloyl)-copoly(ethylene-adipate), alkali copoly(5-sulfo-isophthaloyl)-copoly(propylene-adipate), alkali copoly(5-sulfo-isophthaloyl)-copoly(butylene-adipate), alkali copoly(5-sulfo-isophthaloyl)-copoly(pentylene-adipate), alkali copoly(5-sulfo-isophthaloyl)-copoly(hexylene-adipate), alkali copoly(5-sulfo-isophthaloyl)-copoly(octylene-adipate), alkali copoly(5-sulfoisophthaloyl)-copoly(ethylene-succinate), alkali copoly(5-sulfoisophthaloyl)-copoly(propylene-succinate), alkali copoly(5-sulfoisophthaloyl)-copoly(butylenes-succinate), alkali copoly(5-sulfoisophthaloyl)-copoly(pentylene-succinate), alkali copoly(5-sulfoisophthaloyl)-copoly(hexylene-succinate), alkali copoly(5-sulfoisophthaloyl)-copoly(octylene-succinate), alkali copoly(5-sulfo-isophthaloyl)-copoly(ethylene-sebacate), alkali copoly(5-sulfo-isophthaloyl)-copoly(propylene-sebacate), alkali copoly(5-sulfo-isophthaloyl)-copoly(butylene-sebacate), alkali copoly(5-sulfo-isophthaloyl)-copoly(pentylene-sebacate), alkali copoly(5-sulfo-isophthaloyl)-copoly(hexylene-sebacate), alkali copoly(5-sulfo-isophthaloyl)-copoly(octylene-



sebacate), alkali copoly(5-sulfo-isophthaloyl)-copoly(ethylene-adipate), alkali copoly(5-sulfo-isophthaloyl)-copoly(propylene-adipate), alkali copoly(5-sulfo-isophthaloyl)-copoly(butylene-adipate), alkali copoly(5-sulfo-isophthaloyl)-copoly(pentylene-adipate), alkali copoly(5-sulfo-isophthaloyl)-copoly(hexylene-adipate), poly(octylene-adipate), wherein alkali is a metal like sodium, lithium or potassium. Examples of polyamides include poly(ethylene-adipamide), poly(propylene-adipamide), poly(butylenes-adipamide), poly(pentylene-adipamide), poly(hexylene-adipamide), poly(octylene-adipamide), poly(ethylene-succinimide), and poly(propylene-sebecamide). Examples of polyimides include poly(ethylene-adipimide), poly(propylene-adipimide), poly(butylene-adipimide), poly(pentylene-adipimide), poly(hexylene-adipimide), poly(octylene-adipimide), poly(ethylene-succinimide), poly(propylene-succinimide), and poly(butylene-succinimide).

**[0034]** The crystalline resin can be present, for example, in an amount of from about 5 to about 50 percent by weight of the toner components, from about 10 to about 35 percent by weight of the toner components, or by about 20 percent by weight to about 35 percent by weight of the toner components (although amounts outside of these ranges can be used). The crystalline resin can possess various melting points of, for example, from about 30°C to about 120°C, from about 50°C to about 90°C, or from about 60°C to about 80°C in embodiments (although melting points outside of these ranges can be obtained). The crystalline resin can have a number average molecular weight ( $M_n$ ), as measured by gel permeation chromatography (GPC) of, for example, from about 1,000 to about 50,000, such as from about 2,000 to about 25,000 (although number average molecular weights outside of these ranges can be obtained), and a weight average molecular weight ( $M_w$ ) of, for example, from about 2,000 to about 100,000, such as from about 3,000 to about 80,000 (although weight average molecular weights outside of these ranges can be obtained), as determined by Gel Permeation Chromatography using polystyrene standards. The molecular weight distribution ( $M_w/M_n$ ) of the crystalline resin can be, for example, from about 2 to about 6, in embodiments from about 3 to about 4 (although molecular weight distributions outside of these ranges can be obtained).

**[0035]** Examples of diacids or diesters including vinyl diacids or vinyl diesters used for the preparation of amorphous polyesters include dicarboxylic acids or diesters such as terephthalic acid, phthalic acid, isophthalic acid, fumaric acid, dimethyl fumarate, dimethyl itaconate, cis, 1,4-diacetoxy-2-butene, diethyl fumarate, diethyl maleate, maleic acid, succinic acid, itaconic acid, succinic acid, succinic anhydride, dodecylsuccinic acid, dodecylsuccinic



anhydride, glutaric acid, glutaric anhydride, adipic acid, pimelic acid, suberic acid, azelaic acid, dodecane diacid, dimethyl terephthalate, diethyl terephthalate, dimethylisophthalate, diethylisophthalate, dimethylphthalate, phthalic anhydride, diethylphthalate, dimethylsuccinate, dimethylfumarate, dimethylmaleate, dimethylglutarate, dimethyladipate, dimethyl dodecylsuccinate, and combinations thereof. The organic diacid or diester can be present, for example, in an amount from about 40 to about 60 mole percent of the resin, such as from about 42 to about 52 mole percent of the resin, or from about 45 to about 50 mole percent of the resin (although amounts outside of these ranges can be used).

**[0036]** Examples of diols that can be used in generating the amorphous polyester include 1,2-propanediol, 1,3-propanediol, 1,2-butanediol, 1,3-butanediol, 1,4-butanediol, pentanediol, hexanediol, 2,2-dimethylpropanediol, 2,2,3-trimethylhexanediol, heptanediol, dodecanediol, bis(hydroxyethyl)-bisphenol A, bis(2-hydroxypropyl)-bisphenol A, 1,4-cyclohexanedimethanol, 1,3-cyclohexanedimethanol, xylenedimethanol, cyclohexanediol, diethylene glycol, bis(2-hydroxyethyl)oxide, dipropylene glycol, dibutylene, and combinations thereof. The amount of organic diol selected can vary, and can be present, for example, in an amount from about 40 to about 60 mole percent of the resin, from about 42 to about 55 mole percent of the resin, or from about 45 to about 53 mole percent of the resin (although amounts outside of these ranges can be used).

**[0037]** Polycondensation catalysts which may be used in forming either the crystalline or amorphous polyesters include tetraalkyl titanates, dialkyltin oxides such as dibutyltin oxide, tetraalkyltins such as dibutyltin dilaurate, and dialkyltin oxide hydroxides such as butyltin oxide hydroxide, aluminum alkoxides, alkyl zinc, dialkyl zinc, zinc oxide, stannous oxide, or combinations thereof. Such catalysts may be used in amounts of, for example, from about 0.01 mole percent to about 5 mole percent based on the starting diacid or diester used to generate the polyester resin (although amounts outside of this range can be used).

**[0038]** Suitable amorphous resins include polyesters, polyamides, polyimides, polyolefins, polyethylene, polybutylene, polyisobutyrate, ethylene-propylene copolymers, ethylene-vinyl acetate copolymers, polypropylene, combinations thereof, and the like. Examples of amorphous resins which may be used include alkali sulfonated-polyester resins, branched alkali sulfonated-polyester resins, alkali sulfonated-polyimide resins, and branched alkali sulfonated-polyimide resins. Alkali sulfonated polyester resins may be useful in embodiments, such as the metal or alkali salts of copoly(ethylene-terephthalate)-copoly(ethylene-5-sulfo-

isophthalate), copoly(propylene-terephthalate)-copoly(propylene-5-sulfo-isophthalate), copoly(diethylene-terephthalate)-copoly(diethylene-5-sulfo-isophthalate), copoly(propylene-diethylene-terephthalate)-copoly(propylene-diethylene-5-sulfoisophthalate), copoly(propylene-butylene-terephthalate)-copoly(propylene-butylene-5-sulfoisophthalate), copoly propoxylated bisphenol-A-fumarate)-copoly(propoxylated bisphenol A-5-sulfo-isophthalate), copoly(ethoxylated bisphenol-A-fumarate)-copoly(ethoxylated bisphenol-A-5-sulfo-isophthalate), and copoly(ethoxylated bisphenol-A-maleate)-copoly(ethoxylated bisphenol-A-5-sulfo-isophthalate), wherein the alkali metal is, for example, a sodium, lithium or potassium ion.

**[0039]** An unsaturated amorphous polyester resin can be used as a latex resin. Examples of such resins include those disclosed in U.S. Patent No. 6,063,827. Exemplary unsaturated amorphous polyester resins include, but are not limited to, poly(propoxylated bisphenol co-fumarate), poly(ethoxylated bisphenol co-fumarate), poly(butyloxyated bisphenol co-fumarate), poly(co-propoxylated bisphenol co-ethoxylated bisphenol co-fumarate), poly(1,2-propylene fumarate), poly(propoxylated bisphenol co-maleate), poly(ethoxylated bisphenol co-maleate), poly(butyloxyated bisphenol co-maleate), poly(co-propoxylated bisphenol co-ethoxylated bisphenol co-maleate), poly(1,2-propylene maleate), poly(propoxylated bisphenol co-itaconate), poly(ethoxylated bisphenol co-itaconate), poly(butyloxyated bisphenol co-itaconate), poly(co-propoxylated bisphenol co-ethoxylated bisphenol co-itaconate), poly(1,2-propylene itaconate), and combinations thereof. A suitable polyester resin can be a polyalkoxylated bisphenol A-co-terephthalic acid/dodecenylsuccinic acid/trimellitic acid resin, or a polyalkoxylated bisphenol A-co-terephthalic acid/fumaric acid/dodecenylsuccinic acid resin, or a combination thereof.

**[0040]** Such amorphous resins can have a weight average molecular weight (Mw) of from about 10,000 to about 100,000, from about 15,000 to about 80,000, or from about 24,000 to about 45,000.

**[0041]** An example of a linear propoxylated bisphenol A fumarate resin that can be used as a latex resin is available under the trade name SPARII from Resana S/A Industrias Quimicas, Sao Paulo Brazil. Other propoxylated bisphenol a fumarate resins that can be used and are commercially available include GTUF and FPESL-2 from Kao Corporation, Japan, and EM181635 from Reichhold, Research Triangle Park, North Carolina, and the like.

**[0042]** Suitable crystalline resins that can be used, optionally in combination with an amorphous resin as described above, include those disclosed in U.S. Patent Application

Publication No. 2006/0222991. In embodiments, a suitable crystalline resin can include a resin formed of dodecanedioic acid and 1,9-nonanediol.

**[0043]** Such crystalline resins can have a weight average molecular weight (Mw) of from about 10,000 to about 100,000, from about 14,000 to about 30,000, or from about 18,000 to 24,000.

**[0044]** For example, a polyalkoxylated bisphenol A-co-terephthalic acid/dodecenylsuccinic acid/trimellitic acid resin, or a polyalkoxylated bisphenol A-co-terephthalic acid/fumaric acid/dodecenylsuccinic acid resin, or a combination thereof, can be combined with a polydodecanedioic acid-co-1,9-nonanediol crystalline polyester resin.

**[0045]** The resins can have a glass transition temperature of from about 30°C to about 80°C, from about 35°C to about 70°C, or from about 45°C to about 65°C. The resins can have a melt viscosity of from about 10 to about 1,000,000 Pa\*S at about 130°C, from about 20 to about 100,000 Pa\*S, or from about 500 to about 50,000 Pa\*S. One, two, or more toner resins may be used. Where two or more toner resins are used, the toner resins can be in any suitable ratio (e.g., weight ratio) such as, for instance, about 10 percent (first resin)/90 percent (second resin) to about 90 percent (first resin)/10 percent (second resin), or from about 40 percent (first resin)/60 percent (second resin). The resin can be formed by emulsion polymerization methods.

**[0046]** The resin can be formed at elevated temperatures of from about 30°C to about 200°C, such as from about 50°C to about 150°C, or from about 70°C to about 100°C. However, the resin can also be formed at room temperature.

**[0047]** Stirring of the resin mixture may occur prior to pumping the resin mixture to the PIE zone, for example, to create a substantially uniform concentration among the resin mixture, allowing for better quality control. Any suitable stirring device may be used. In embodiments, the stirring speed can be from about 10 revolutions per minute (rpm) to about 5,000 rpm, from about 20 rpm to about 2,000 rpm, or from about 50 rpm to about 1,000 rpm. The stirring speed can be constant or the stirring speed can be varied. However, no mechanical or magnetic agitation is necessary in the method disclosed herein.

#### Solvent

**[0048]** Any suitable organic solvent can be contacted with the resin in the resin mixture to help dissolve the resin in the resin mixture. Suitable organic solvents for the methods



disclosed herein include alcohols, such as methanol, ethanol, isopropanol, butanol, as well as higher homologs, and polyols, such as ethylene glycol, glycerol, sorbitol, and the like; ketones, such as acetone, 2-butanone, 2-pentanone, 3-pentanone, ethyl isopropyl ketone, methyl isobutyl ketone, diisobutyl ketone, and the like; amides, such as dimethylformamide, dimethylacetamide, N-methylpyrrolidone, 1,2-dimethyl-2-imidazolidinone, and the like; nitriles, such as acetonitrile, propionitrile, butyronitrile, isobutyronitrile, valeronitrile, benzonitrile, and the like; ethers, such as ditertbutyl ether, dimethoxyethane, 2-methoxyethyl ether, 1,4-dioxane, tetrahydrofuran, morpholine, and the like; sulfones, such as methylsulfonylmethane, sulfolane, and the like; sulfoxides, such as dimethylsulfoxide; phosphoramides, such as hexamethylphosphoramide; benzene and benzene derivatives; as well as esters, amines and combinations thereof, in an amount of, for example from about 1 wt% to 99 wt%, from about 20 wt% to 80 wt%, or from about 20 wt% to about 50 wt%.

**[0049]** The organic solvent can be immiscible in water and can have a boiling point of from about 30°C to about 100°C. Any suitable organic solvent can also be used as a phase or solvent inversion agent. The organic solvent can be used in an amount of from about 1% by weight to about 25% by weight of the resin, such as from about 5% by weight to about 20% by weight of the resin, or from about 10% by weight of the resin to about 15% by weight of the resin.

#### Neutralizing Agent

**[0050]** Suitable basic neutralization agents include both inorganic basic agents and organic basic agents. Suitable basic agents include, for example, ammonium hydroxide, potassium hydroxide, sodium hydroxide, sodium carbonate, sodium bicarbonate, lithium hydroxide, potassium carbonate, potassium bicarbonate, combinations thereof, and the like. Suitable basic agents also include monocyclic compounds and polycyclic compounds having at least one nitrogen atom, such as, for example, secondary amines, which include aziridines, azetidines, piperazines, piperidines, pyridines, pyridine derivatives, bipyridines, terpyridines, dihydropyridines, morpholines, N-alkylmorpholines, 1,4-diazabicyclo[2.2.2]octanes, 1,8-diazabicycloundecanes, 1,8-diazabicycloundecenes, dimethylated pentylamines, trimethylated pentylamines, triethyl amines, triethanolamines, diphenyl amines, diphenyl amine derivatives, poly(ethylene amine), poly(ethylene amine derivatives, amine bases, pyrimidines, pyrroles, pyrrolidines, pyrrolidinones, indoles, indolines, indanones, benzindazones, imidazoles,



benzimidazoles, imidazolones, imidazolines, oxazoles, isoxazoles, oxazolines, oxadiazoles, thiadiazoles, carbazoles, quinolines, isoquinolines, naphthyridines, triazines, triazoles, tetrazoles, pyrazoles, pyrazolines, and combinations thereof. The monocyclic and polycyclic compounds can be unsubstituted or substituted at any carbon position on the ring.

**[0051]** The basic agent can be used as a solid such as, for example, sodium hydroxide flakes, so that it is present in an amount of from about 0.001% by weight to 50% by weight of the resin, such as from about 0.01% by weight to about 25% by weight of the resin, or from about 0.1% by weight to 5% by weight of the resin.

**[0052]** As noted above, the basic neutralization agent can be added to a resin possessing an acid group. The addition of the basic neutralization agent may thus raise the pH of an emulsion including a resin possessing an acid group to a pH of from about 5 to about 12, from about 6 to about 11, or from about 7 to 8 in various embodiments. The neutralization of the acid groups can enhance formation of the dispersion.

**[0053]** The neutralization ratio can be from about 25% to about 500%, such as from about 50% to about 450%, or from about 100% to about 400%.

#### Surfactant

**[0054]** As discussed above, a surfactant can be contacted with the resin prior to formation of the resin mixture used to form the latex dispersion. One, two, or more surfactants can be used. The surfactants can be selected from ionic surfactants and nonionic surfactants. The latex for forming the resin used in forming a toner can be prepared in an aqueous phase containing a surfactant or co-surfactant, optionally under an inert gas such as nitrogen. Surfactants used with the resin to form a latex dispersion can be ionic or nonionic surfactants in an amount of from about 0.01 to about 15 weight percent of the solids, from about 0.1 to about 10 weight percent of the solids, or from about 2 to about 5 weight percent of the solids.

**[0055]** Anionic surfactants that can be used include sulfates and sulfonates, sodium dodecylsulfate (SDS), sodium dodecylbenzene sulfonate, sodium dodecyl naphthalene sulfate, dialkyl benzenealkyl sulfates and sulfonates, acids such as abietic acid available from Aldrich, NEOGEN R<sup>TM</sup>, NEOGEN SC<sup>TM</sup> obtained from Daiichi Kogyo Seiyaku Co., Ltd., combinations thereof, and the like. Other suitable anionic surfactants include, DOWFAX<sup>TM</sup> 2A1, an alkyldiphenyloxide disulfonate from The Dow Chemical Company, and/or TAYCA POWER BN2060 from Tayca Corporation (Japan), which are branched sodium dodecyl benzene

sulfonates. Combinations of these surfactants and any of the foregoing anionic surfactants can be used.

**[0056]** Examples of cationic surfactants include, but are not limited to, ammoniums, for example, alkylbenzyl dimethyl ammonium chloride, dialkyl benzenealkyl ammonium chloride, lauryl trimethyl ammonium chloride, alkylbenzyl methyl ammonium chloride, alkyl benzyl dimethyl ammonium bromide, benzalkonium chloride, C12, C15, C17 trimethyl ammonium bromides, combinations thereof, and the like. Other cationic surfactants include cetyl pyridinium bromide, halide salts of quaternized polyoxyethylalkylamines, dodecylbenzyl triethyl ammonium chloride, MIRAPOL and ALKAQUAT available from Alkaril Chemical Company, SANISOL (benzalkonium chloride), available from Kao Chemicals, combinations thereof, and the like. A suitable cationic surfactant includes SANISOL B-50 available from Kao Corp., which is primarily a benzyl dimethyl alkonium chloride.

**[0057]** The choice of particular surfactants or combinations thereof, as well as the amounts of each to be used is within the purview of those skilled in the art.

### Steam

**[0058]** In some embodiments, the steam can serve simultaneously as a method of continuously injecting water as well as a source for the global turbulence source for the PIE zone. All various types of steams can be used. For example, some classifications of the steam can include either wet steam, saturated steam, or superheated steam.

**[0059]** The steam can be introduced to the resin mixture at a temperature of from about 80°C to about 150°C, such as from about 90°C to about 130°C, or about 100°C to about 120°C. The pressure of the steam introduced to the resin mixture can be from about 0.04 bar to about 35 bar, such as from about 0.1 bar to about 20 bar, or from about 0.7 bar to about 4.5 bar.

### Processing

**[0060]** Conventional PIE methods add liquid-phase water into a resin mixture and use mechanical agitation to drive the emulsification process. Instead of, or in addition to, liquid-phase water, the method disclosed herein uses injection of steam, or gas-phase water, to drive the emulsification process.

**[0061]** Figure 1 shows an embodiment of an apparatus for preparing the polymer latex and/or dispersion by continuous direct injection of steam as disclosed herein. In this

embodiment, apparatus 1 comprises a resin mixture vessel 2, optionally comprising a mechanical mixer 3, resin pump 4, deionized water (DIW) inlet 5, heat exchanger 6, hot bath 7, steam inlet 8, resin mixture flow inlet 9, phase inversion emulsification (PIE) zone 10, and latex resin stream outlet 11. A resin mixture can be first prepared in resin mixture vessel 2 through continuously feeding the raw materials with mechanical mixer 3 and then in pumped by pump 4 towards PIE zone 10. DIW enters apparatus 1 through DIW inlet stream 5 (which may contain water or steam) and can be optionally transported to heat exchanger 6. Heat exchanger 6 then heats the DIW into steam and, in some embodiments, can accomplish this heat transfer using hot oil bath 7. The steam is then transported from heat exchanger 6 through steam inlet 8 to the PIE zone 10. The steam from steam inlet 8 and resin mixture flow inlet 9 are then mixed in PIE zone 10 where the polymer latex and/or dispersion are formed immediately and exits the apparatus through latex outlet 11.

**[0062]** Figure 2 shows an exemplary embodiment of a PIE mixing zone for a continuous process to prepare latex through direct steam injection as disclosed herein. In this embodiment, the PIE zone forms a "T" type joint and the resin mixture is transported from resin mixture inlet 9 and the steam from heat exchanger 6 (not shown) is transported through steam inlet 8 to PIE zone 10. The steam and resin mixture then are mixed at least partially due to the global turbulence that may result from the unification of the resin mixture flow and steam flow. The latex and/or dispersion is then formed and exits the "T" shaped PIE zone 10 through latex outlet 11.

**[0063]** Although Figure 2 illustrates a PIE T-shaped zone, the disclosure is not particularly limited in shape. Various shapes of possible PIE shaped zones, such as Y-shaped can also be used.

**[0064]** The steam can be introduced to the resin mixture when the resin mixture is at room temperature. The steam can alternatively be introduced to the resin mixture when the resin mixture is heated, such as to a temperature of from about room temperature to about 60°C, such as from about 30°C to about 50°C, or from about 35°C to about 40°C. Steam in the form of water vapor carries a significant amount of heat. A transfer of heat occurs when the water vapor contacts the resin. As stated above, the steam can be introduced to the resin mixture at a temperature of from about 80°C to about 150°C, such as from about 90°C to about 130°C, or about 100°C to about 120°C. The pressure of the steam introduced to the resin mixture can be



from about 0.04 bar to about 35 bar, such as from about 0.1 bar to about 20 bar, or from about 0.7 bar to about 4.5 bar.

**[0065]** The solvent can evaporate spontaneously upon introducing the steam.

**[0066]** At its initial stage, the resin mixture can be in a "water-in-oil phase." Injection, such as continuous injection, of water vapor into the resin mixture can be used to simultaneously heat and mix the resin mixture. The resin mixture becomes less dense locally while the gas-phase water content expands into the resin mixture at micro zones and is simultaneously mixed by the global turbulence with mixing efficiency. With large contact surface between the water vapor and the resin mixture, PIE quickly occurs, forming "oil-in-water phase" dispersions.

**[0067]** In addition, steam flooding under vapor pressure carrying kinetic energy can be used to introduce further shearing and/or mixing between the resin mixture and the water to promote emulsification. The shearing and mixing can occur at macro scale and on the molecular level due to the gas phase of steam. Using steam in the process satisfies the conditions for kinetic stabilization of the emulsion process.

**[0068]** The latex or dispersion produced by the method disclosed herein can comprise emulsified resin particles in an aqueous medium having a size of about 1500 nm or less, such as from about 5 nm to about 1000 nm, or from about 50 nm to about 500 nm, or from about 100 nm to about 300 nm. Particle size distribution of a latex produced according to the method disclosed herein can be from about 60 nm to about 300 nm, such as from about 100 nm to about 250 nm, or from about 100 nm to about 200 nm. The coarse content of the latex dispersion can be from about 0% by weight to about 1% by weight, such as from about 0.1% by weight to about 0.5% by weight, or from about 0.2% to about 0.4%. The solids content of the latex dispersion of the present disclosure can be from about 5% by weight to about 50% by weight, such as from about 10% by weight to about 45% by weight, or from about 30% by weight to about 40% by weight.

**[0069]** The size of the particles formed in the latex dispersion can be controlled by the solvent ratio, and/or neutralizing agent ratio in the resin mixture. The solids concentration of the latex dispersion can be controlled by the ratio of the resin mixture to the water. The method disclosed herein can produce emulsified resin particles that retain the same molecular weight properties as the starting resin, such as the pre-made resins used in forming the latex or dispersion.

**[0070]** Following emulsification, additional surfactant, water, and/or neutralizing agent can be added to dilute the emulsion. Following emulsification, the dispersion can be cooled to



room temperature, for example from about 20°C to about 25°C. Following emulsification, the latex or dispersion can be distilled or heated to remove residual solvent in the latex or dispersion.

**[0071]** Embodiments of the latex or dispersion of the present disclosure can be used to produce particles suitable for EA processes, such as particles having a size suitable for low melt EA processes, such as ultra-low melt EA processes, using crystalline and/or amorphous polyester resins. Embodiments of the latex dispersions can be produced with a low coarse content without the use of homogenization or filtration.

#### Preparation of Toner

**[0072]** As discussed above, the latex dispersion produced according to some methods disclosed herein can be used to form a toner, such as an EA toner. The latex dispersion can be added to a pre-toner mixture, such as before particle aggregation in the EA coalescence process. The latex or dispersion, as well as a binder resin, a wax such as a wax dispersion, a colorant, and any other desired or required additives such as surfactants, may form the pre-toner mixture.

**[0073]** The pre-toner mixture can be prepared, and the pH of the resulting mixture can be adjusted, by an acid such as, for example, acetic acid, nitric acid or the like. The pH of the mixture can be adjusted to be from about 4 to about 5, although a pH outside this range can be used. Additionally, the mixture can be homogenized. If the mixture is homogenized, homogenization can be accomplished by mixing at a mixing speed of from about 600 to about 4,000 revolutions per minute, although speeds outside this range can be used. Homogenization can be accomplished by any suitable means, including, for example, an IKA ULTRA TURRAX T50 probe homogenizer.

#### Aggregation

**[0074]** Following the preparation of the above mixture, including the addition or incorporation into the pre-toner mixture of the latex dispersion produced by the methods disclosed herein, an aggregating agent can be added to the mixture. The aggregating agent can be added to the resin mixture vessel, injected into the resin mixture flow before the PIE zone, or directly into the PIE zone. Any suitable aggregating agent can be used to form a toner. Suitable aggregating agents include, for example, aqueous solutions of a divalent cation or a multivalent cation material. The aggregating agent can be, for example, polyaluminum halides such as polyaluminum chloride (PAC), or the corresponding bromide, fluoride, or iodide, polyaluminum

silicates such as polyaluminum sulfosilicate (PASS), and water soluble metal salts including aluminum chloride, aluminum nitrite, aluminum sulfate, potassium aluminum sulfate, calcium acetate, calcium chloride, calcium nitrite, calcium oxylate, calcium sulfate, magnesium acetate, magnesium nitrate, magnesium sulfate, zinc acetate, zinc nitrate, zinc sulfate, zinc chloride, zinc bromide, magnesium bromide, copper chloride, copper sulfate, and combinations thereof. The aggregating agent can be added to the mixture at a temperature that is below the glass transition temperature (TG) of the resin.

**[0075]** The aggregating agent can be added to the mixture used to form a toner in an amount of, for example, from about 0.01 percent to about 8 percent by weight, such as from about 0.1 percent to about 1 percent by weight, or from about 0.15 percent to about 0.8 percent by weight, of the resin in the mixture, although amounts outside these ranges can be used. The above can provide a sufficient amount of agent for aggregation.

**[0076]** To control aggregation and subsequent coalescence of the particles, the aggregating agent can be metered into the mixture over time. For example, the agent can be metered into the mixture over a period of from about 5 to about 240 minutes, such as from about 30 to about 200 minutes, although more or less time can be used as desired or required. The addition of the agent can occur while the mixture is maintained under stirred conditions, such as from about 50 revolutions per minute to about 1,000 revolutions per minute, or from about 100 revolutions per minute to about 500 revolutions per minute, although speeds outside these ranges can be used. The addition of the agent can also occur while the mixture is maintained at a temperature that is below the glass transition temperature of the resin discussed above, such as from about 30°C to about 90°C, or from about 35°C to about 70°C, although temperatures outside these ranges can be used.

**[0077]** The particles can be permitted to aggregate in the resin mixing vessel or injected downstream from the resin mixing vessel to obtain a predetermined desired particle size. A predetermined desired size can refer to the desired particle size to be obtained as determined prior to formation, and the particle size being monitored during the growth process until such particle size is reached. Samples can be taken during the growth process and analyzed, for example with a Coulter Counter, for average particle size. The aggregation thus can proceed by maintaining the elevated temperature, or slowly raising the temperature to, for example, from about 30°C to about 99°C, and holding the mixture at this temperature for a time from about 0.5 hours to about 10 hours, such as from about hour 1 to about 5 hours (although times outside

these ranges may be utilized), while maintaining stirring, to provide the aggregated particles. Once the predetermined desired particle size is reached, then the growth process is halted. The predetermined desired particle size can be within the desired size of the final toner particles.

[0078] The growth and shaping of the particles following addition of the aggregation agent can be accomplished under any suitable conditions. For example, the growth and shaping can be conducted under conditions in which aggregation occurs separate from coalescence. For separate aggregation and coalescence stages, the aggregation process can be conducted under shearing conditions at an elevated temperature, for example, of from about 40°C to about 90°C, such as from about 45°C to about 80°C (although temperatures outside these ranges may be utilized), which can be below the glass transition temperature of the resin as discussed above.

[0079] Once the desired final size of the toner particles is achieved, the pH of the mixture can be adjusted with a base to a value of from about 3 to about 10, such as from about 5 to about 9, although a pH outside these ranges may be used.

[0080] The adjustment of the pH can be used to freeze, that is to stop, toner growth. The base utilized to stop toner growth can include any suitable base such as, for example, alkali metal hydroxides such as, for example, sodium hydroxide, potassium hydroxide, ammonium hydroxide, combinations thereof, and the like. In embodiments, ethylene diamine tetraacetic acid (EDTA) may be added to help adjust the pH to the desired values noted above.

#### Core-Shell Structure

[0081] After aggregation and direct steam injection, but prior to coalescence, a resin coating can be applied to the aggregated particles to form a shell thereover. Any resin described above as suitable for forming the toner resin can be used as the shell.

[0082] Resins that can be used to form a shell include, but are not limited to, crystalline polyesters described above, and/or the amorphous resins described above for use as the core. For example, a polyalkoxylated bisphenol A-co-terephthalic acid/dodecenylsuccinic acid/trimellitic acid resin, a polyalkoxylated bisphenol A-co-terephthalic acid/fumaric acid/dodecenylsuccinic acid resin, or a combination thereof, can be combined with a polydodecanedioic acid-co-1,9-nonanediol crystalline polyester resin to form a shell. Multiple resins can be used in any suitable amounts.

[0083] The shell resin can be applied to the aggregated particles by any method within the purview of those skilled in the art. The resins utilized to form the shell can be in a dispersion



including any surfactant described above. The dispersion possessing the resins can be combined with the aggregated particles described above so that the shell forms over the aggregated particles. In embodiments, the shell may have a thickness of up to about 5 microns, from about 0.1 to about 2 microns, or from about 0.3 to about 0.8 microns, over the formed aggregates, although thicknesses outside of these ranges may be obtained.

[0084] The formation of the shell over the aggregated particles can occur while heating to a temperature of from about 30°C to about 80°C in embodiments from about 35°C to about 70°C, although temperatures outside of these ranges can be utilized. The formation of the shell can take place for a period of time of from about 5 minutes to about 10 hours, such as from about 10 minutes to about 5 hours, or for about 30 minutes to about 2 hours, although times outside these ranges may be used.

[0085] For example, the toner process can include forming a toner particle by mixing the polymer latexes, in the presence of a wax dispersion and a colorant with an optional coagulant while blending at high speeds. The resulting mixture having a pH of, for example, of from about 2 to about 3, can be aggregated by heating to a temperature below the polymer resin T<sub>g</sub> to provide toner size aggregates. Optionally, additional latex can be added to the formed aggregates providing a shell over the formed aggregates. The pH of the mixture can be changed, for example, by the addition of a sodium hydroxide solution, until a pH of about 7 may be achieved.



### Coalescence

[0086] Following aggregation to the desired particle size and application of any optional shell, the particles can be coalesced to the desired final shape. The coalescence can be achieved by, for example, heating the mixture to a temperature of from about 45°C to about 100°C, from about 55°C to about 99°C, or from about 60°C to about 80°C (although temperatures outside of these ranges may be used), which can be at or above the glass transition temperature of the resins used to form the toner particles, and/or reducing the stirring, for example, to a stirring speed of from about 100 revolutions per minute to about 1,000 revolutions per minute, such as from about 200 revolutions per minute to about 800 revolutions per minute, or 300 to 600 revolutions per minute (although speeds outside of these ranges may be used). The fused particles can be measured for shape factor or circularity, such as with a SYSMEX FPIA 2100 analyzer, until the desired shape is achieved.

[0087] Higher or lower temperatures can be used, it being understood that the temperature is a function of the resins used for the binder. Coalescence may be accomplished over a period of from about 0.01 hours to about 9 hours, such as from about 0.1 hours to about 4 hours (although times outside of these ranges can be used).

[0088] After aggregation and/or coalescence, the mixture can be cooled to room temperature, such as from about 20°C to about 25°C. The cooling can be rapid or slow, as desired. Suitable cooling methods include introducing cold water to a jacket around the reactor. After cooling, the toner particles can be washed with water, and then dried. Drying can be accomplished by any suitable method for drying including, for example, freeze-drying.

### Wax

[0089] A wax can be combined with the latex or dispersion, colorant, and the like in forming toner particles. When included, the wax can be present in an amount of, for example, from about 1 weight percent to about 25 weight percent of the toner particles, as from about 5 weight percent to about 20 weight percent of the toner particles, or about 10 weight percent to about 18 weight percent although amounts outside these ranges can be used.

[0090] Suitable waxes include waxes having, for example, a weight average molecular weight of from about 500 to about 20,000, such as from about 1,000 to about 10,000, or about 2,000 to about 8,000, although molecular weights outside these ranges may be utilized. Suitable waxes include, for example, polyolefins such as polyethylene, polypropylene, and polybutene

waxes such as commercially available from Allied Chemical and Petrolite Corporation, for example POLYWAX<sup>TM</sup> polyethylene waxes from Baker Petrolite, wax emulsions available from Michaelman, Inc. and the Daniels Products Company, EPOLENE N-15<sup>TM</sup> commercially available from Eastman Chemical Products, Inc., and VISCOL 550-P<sup>TM</sup>, a low weight average molecular weight polypropylene available from Sanyo Kasei K. K.; plant-based waxes, such as carnauba wax, rice wax, candelilla wax, sumacs wax, and jojoba oil; animal-based waxes, such as beeswax; mineral-based waxes and petroleum-based waxes, such as montan wax, ozokerite, ceresin, paraffin wax, microcrystalline wax, and Fischer-Tropsch wax; ester waxes obtained from higher fatty acid and higher alcohol, such as stearyl stearate and behenyl behenate; ester waxes obtained from higher fatty acid and monovalent or multivalent lower alcohol, such as butyl stearate, propyl oleate, glyceride monostearate, glyceride distearate, and pentaerythritol tetra behenate; ester waxes obtained from higher fatty acid and multivalent alcohol multimers, such as diethyleneglycol monostearate, dipropyleneglycol distearate, diglyceryl distearate, and triglyceryl tetrastearate; sorbitan higher fatty acid ester waxes, such as sorbitan monostearate, and cholesterol higher fatty acid ester waxes, such as cholesteryl stearate. Examples of functionalized waxes that can be used include, for example, amines, amides, for example AQUA SUPERSLIP 6550<sup>TM</sup>, SUPERSLIP 6530<sup>TM</sup> available from Micro Powder Inc., fluorinated waxes, for example POLYFLUO 190<sup>TM</sup>, POLYFLUO 200<sup>TM</sup>, POLYSILK 19<sup>TM</sup>, POLYSILK 14<sup>TM</sup> available from Micro Powder Inc., mixed fluorinated, amide waxes, for example MICROSPERSION 19<sup>TM</sup> also available from Micro Powder Inc., imides, esters, quaternary amines, carboxylic acids or acrylic polymer emulsion, for example JONCRYL 74<sup>TM</sup>, 89<sup>TM</sup>, 130<sup>TM</sup>, 537<sup>TM</sup>, and 538<sup>TM</sup>, all available from SC Johnson Wax, and chlorinated polypropylenes and polyethylenes available from Allied Chemical and Petrolite Corporation and SC Johnson wax. Mixtures and combinations of the foregoing waxes can be used. Waxes can be included as, for example, fuser roll release agents.

### Colorant

[0091] The toner particles described herein can further include colorant. Colorant includes pigments, dyes, mixtures of dyes, mixtures of pigments, mixtures of dyes and pigments, and the like.

[0092] When present, the colorant can be added in an effective amount of, for example, from about 1 to about 25 percent by weight of the particle, such as from about 2 to about

12 weight percent. Suitable colorants include, for example, carbon black like REGAL 330® magnetites, such as Mobay magnetites MO8029<sup>TM</sup>, MO8060<sup>TM</sup>; Columbian magnetites; MAPICO BLACKS<sup>TM</sup> and surface treated magnetites; Pfizer magnetites CB4799<sup>TM</sup>, CB5300<sup>TM</sup>, CB5600<sup>TM</sup>, MCX6369<sup>TM</sup>; Bayer magnetites, BAYFERROX 8600<sup>TM</sup>, 8610<sup>TM</sup>; Northern Pigments magnetites, NP-604<sup>TM</sup>, NP-608<sup>TM</sup>; Magnox magnetites TMB-100<sup>TM</sup>, or TMB-104<sup>TM</sup>; and the like. As colored pigments, there may be selected cyan, magenta, yellow, red, green, brown, blue or mixtures thereof. Specific examples of pigments include phthalocyanine HELIOGEN BLUE L6900<sup>TM</sup>, D6840<sup>TM</sup>, D7080<sup>TM</sup>, D7020<sup>TM</sup>, PYLAM OIL BLUE<sup>TM</sup>, PYLAM OIL YELLOW<sup>TM</sup>, PIGMENT BLUE 1<sup>TM</sup> available from Paul Uhlich & Company, Inc., PIGMENT VIOLET 1<sup>TM</sup>, PIGMENT RED 48<sup>TM</sup>, LEMON CHROME YELLOW DCC 1026<sup>TM</sup>, E.D. TOLUIDINE RED<sup>TM</sup> and BON RED C<sup>TM</sup> available from Dominion Color Corporation, Ltd., Toronto, Ontario, NOVAPERM YELLOW FGL<sup>TM</sup>, HOSTAPERM PINK E<sup>TM</sup> from Hoechst, and CINQUASIA MAGENTA<sup>TM</sup> available from E.I. DuPont de Nemours & Company, and the like. Generally, colorants that can be selected are black, cyan, magenta, or yellow, and mixtures thereof. Examples of magentas are 2,9-dimethyl-substituted quinacridone and anthraquinone dye identified in the Color Index as CI 60710, CI Dispersed Red 15, diazo dye identified in the Color Index as CI 26050, CI Solvent Red 19, and the like. Illustrative examples of cyans include copper tetra(octadecyl sulfonamido) phthalocyanine, x-copper phthalocyanine pigment listed in the Color Index as CI 74160, CI Pigment Blue, and Anthrathrene Blue, identified in the Color Index as CI 69810, Special Blue X-2137, and the like; while illustrative examples of yellows are diarylide yellow 3,3-dichlorobenzidene acetoacetanilides, a monoazo pigment identified in the Color Index as CI 12700, CI Solvent Yellow 16, a nitrophenyl amine sulfonamide identified in the Color Index as Foron Yellow SE/GLN, CI Dispersed Yellow 33 2,5-dimethoxy-4-sulfonanilide phenylazo-4'-chloro-2,5-dimethoxy acetoacetanilide, and Permanent Yellow FGL. Colored magnetites, such as mixtures of MAPICO BLACK<sup>TM</sup>, and cyan components can also be selected as colorants. Other known colorants may be selected, such as Levanyl Black A-SF (Miles, Bayer) and Sunspers Carbon Black LHD 9303 (Sun Chemicals), and colored dyes such as Neopen Blue (BASF), Sudan Blue OS (BASF), PV Fast Blue B2G01 (American Hoechst), Sunspers Blue BHD 6000 (Sun Chemicals), Irgalite Blue BCA (Ciba-Geigy), Paliogen Blue 6470 (BASF), Sudan III (Matheson, Coleman, Bell), Sudan II (Matheson, Coleman, Bell), Sudan IV (Matheson, Coleman, Bell), Sudan Orange G (Aldrich), Sudan Orange 220 (BASF), Paliogen Orange 3040 (BASF), Ortho



Orange OR 2673 (Paul Uhlich), Paliogen Yellow 152, 1560 (BASF), Lithol Fast Yellow 0991K (BASF), Palietol Yellow 1840 (BASF), Neopen Yellow (BASF), Novoperm Yellow FG 1 (Hoechst), Permanent Yellow YE 0305 (Paul Uhlich), Lumogen Yellow D0790 (BASF), Sunsperse Yellow YHD 6001 (Sun Chemicals), Suco-Gelb L1250 (BASF), Suco-Yellow D1355 (BASF), Hostaperm Pink E (American Hoechst), Fanal Pink D4830 (BASF), Cinquasia Magenta (DuPont), Lithol Scarlet D3700 (BASF), Toluidine Red (Aldrich), Scarlet for Thermoplast NSD PS PA (Ugine Kuhlmann of Canada), E.D. Toluidine Red (Aldrich), Lithol Rubine Toner (Paul Uhlich), Lithol Scarlet 4440 (BASF), Bon Red C (Dominion Color Company), Royal Brilliant Red RD-8192 (Paul Uhlich), Oracet Pink RF (Ciba-Geigy), Paliogen Red 3871K (BASF), Paliogen Red 3340 (BASF), and Lithol Fast Scarlet L4300 (BASF).

#### Other Additives

**[0093]** The toner particles can contain other optional additives, as desired or required. For example, the toner can include positive or negative charge control agents, for example, in an amount of from about 0.1 to about 10 percent by weight of the toner, such as from about 1 to about 3 percent by weight of the toner (although amounts outside of these ranges may be used). Examples of suitable charge control agents include quaternary ammonium compounds inclusive of alkyl pyridinium halides; bisulfates; alkyl pyridinium compounds, including those disclosed in U.S. Patent No. 4,298,672; organic sulfate and sulfonate compositions, including those disclosed in U.S. Patent No. 4,338,390; cetyl pyridinium tetrafluoroborates; distearyl dimethyl ammonium methyl sulfate; aluminum salts such as BONTRON E84<sup>TM</sup> or E88<sup>TM</sup> (Orient Chemical Industries, Ltd.); combinations thereof, and the like. Such charge control agents can be applied simultaneously with the shell resin described above or after application of the shell resin.

**[0094]** External additive particles can be blended with the toner particles after formation including flow aid additives, which additives can be present on the surface of the toner particles. Examples of these additives include metal oxides such as titanium oxide, silicon oxide, aluminum oxides, cerium oxides, tin oxide, mixtures thereof, and the like; colloidal and amorphous silicas, such as AEROSIL<sup>RTM</sup>, metal salts and metal salts of fatty acids inclusive of zinc stearate, calcium stearate, or long chain alcohols such as UNILIN 700, and mixtures thereof.

**[0095]** In general, silica can be applied to the toner surface for toner flow, tribo enhancement, admix control, improved development and transfer stability, and higher toner blocking temperature.  $\text{TiO}_2$  may be applied for improved relative humidity (RH) stability, tribo control and improved development and transfer stability. Zinc stearate, calcium stearate and/or magnesium stearate can be used as an external additive for providing lubricating properties, developer conductivity, tribo enhancement, enabling higher toner charge and charge stability by increasing the number of contacts between toner and carrier particles. A commercially available zinc stearate known as Zinc Stearate L, obtained from Ferro Corporation, can be used. The external surface additives can be used with or without a coating.

**[0096]** Each of these external additives can be present in an amount of from about 0.1 percent by weight to about 5 percent by weight of the toner, such as from about 0.25 percent by weight to about 3 percent by weight of the toner, although the amount of additives can be outside of these ranges. The toners may include, for example, from about 0.1 weight percent to about 5 weight percent titanium dioxide, such as from about 0.1 weight percent to about 8 weight percent silica, or from about 0.1 weight percent to about 4 weight percent zinc stearate (although amounts outside of these ranges may be used). Suitable additives include those disclosed in U.S. Patent Nos. 3,590,000, 3,800,588, and 6,214,507. Again, these additives can be applied simultaneously with the shell resin described above or after application of the shell resin.

**[0097]** The toner particles can have a weight average molecular weight ( $M_w$ ) in the range of from about 17,000 to about 80,000 daltons, a number average molecular weight ( $M_n$ ) of from about 3,000 to about 10,000 daltons, and a MWD (a ratio of the  $M_w$  to  $M_n$  of the toner particles, a measure of the polydispersity, or width, of the polymer) of from about 2.1 to about 10 (although values outside of these ranges can be obtained).

**[0098]** The following Examples are being submitted to illustrate embodiments of the present disclosure. These Examples are intended to be illustrative only and are not intended to limit the scope of the present disclosure. Also, parts and percentages are by weight unless otherwise indicated. As used herein, "room temperature" refers to a temperature of from about 20°C to about 25°C.

## EXAMPLES

### Material Preparation

**[0098]** 30g of amorphous resin 1, N-methyl-N-ethanolperfluorooctane sulfonamide (Mw = 44120, Tg onset = 56.8°C), was mixed with a mixture of 30g of methyl ethyl ketone (MEK) and 3g of isopropyl alcohol (IPA). The solution was then mixed in 60°C water bath, dissolving the resin.

### Example 1

**[0099]** 30g of Sample 1 was transferred to a 100mL plastic bottle. 0.88g 10% of ammonium hydroxide (neutralization ration 85%) was added to the plastic bottle and then the mixture was mixed well by shaking.

**[0100]** The resin mixture was then pumped through a resin mixture flow inlet to a PIE zone as exemplified in the apparatus of Figures 1 & 2. Steam was generated at temperature ~100 °C and injected into the PIE zone to make contact with the resin mixture. Latex emulsification immediately began to occur in the PIE zone and was collected at the latex outlet.

**[0101]** As illustrated in Figure 3, the dispersion obtained had an average particle size from about 30nm to about 300nm. The majority of particles have a size between 40nm and 150nm.

**[0102]** The results demonstrate that the disclosed continuous process and apparatus were good and also had a flexible and simple structure, the process and apparatus showed the success to prepare required latex size range with free of external mixer. It will be appreciated from these results that the disclosed processes and apparatuses can be either scaled-up or scaled-down.

**[0103]** It will be further appreciated that various of the above-disclosed and other features and functions, or alternatives thereof, may be desirably combined into many other different systems or applications. Also, various presently unforeseen or unanticipated alternatives, modifications, variations or improvements therein may be subsequently made by those skilled in the art, and are also intended to be encompassed by the following claims.



**WHAT IS CLAIMED IS:**

1. An apparatus for preparing latex or dispersion, comprising:
  - a steam inlet;
  - a resin mixture flow inlet;
  - a resin mixing vessel;
  - a phase inversion emulsification zone; and
  - a latex or dispersion outlet, whereinthe steam inlet, resin mixture flow inlet, and latex or dispersion outlet are connected to the phase inversion emulsification zone and wherein the resin mixing vessel is connected to the resin flow inlet opposite the end connected to the phase inversion emulsification zone.
2. The apparatus according to claim 1, wherein the resin mixing vessel further comprises an external mixer.
3. The apparatus according to claim 1 or 2, further comprising a steam generating apparatus attached to the steam inlet.
4. A method for preparing a latex or dispersion, the method comprising:
  - contacting at least one resin with an organic solvent to form a resin mixture;
  - neutralizing the resin mixture with a basic neutralizing agent;
  - subjecting the resin mixture to steam flow in a continuous manner to form a dispersion by continually pumping the resin mixture and the steam flow into a mixing zone thereby forming a latex where the resin mixture and steam flow contact within the mixing zone; and
  - removing the latex from the mixing zone;wherein the latex formation in the mixing zone requires no mechanical mixing.
5. The method according to claim 4, wherein the organic solvent is selected from the group consisting of a ketone, an alcohol, an ester, a nitrile, a sulfone, a sulfoxide, a phosphoramidate, a benzene, an amine, and combinations thereof.
6. The method according to claim 4 or 5, wherein the steam introduced to the resin mixture is from about 80°C to about 150° C.
7. The method according to any one of claims 4 to 6, wherein the basic neutralizing agent is selected from the group consisting of ammonium hydroxide, sodium carbonate, potassium hydroxide, sodium hydroxide, sodium bicarbonate, lithium hydroxide, potassium carbonate,

triethyl amine, triethanolamine, pyridine, diphenylamine, poly(ethylene amine), amine bases, piperazine, and mixtures thereof.

8. The method according to any one of claims 4 to 7, wherein the organic solvent evaporates spontaneously upon introducing the steam in contact with the resin mixture.

9. The method according to any one of claims 4 to 8, wherein the resin is selected from the group consisting of amorphous resins, crystalline resins, and mixtures thereof.

10. The method according to any one of claims 4 to 9, wherein the dispersion has a particle size from about 5 nm to about 1000 nm.

11. The method according to any one of claims 4 to 10, wherein the steam injection is sufficiently turbulent to induce global turbulent mixing.

12. A method for forming toner, the method comprising:  
     contacting a resin with an organic solvent and a basic neutralizing agent to form a resin mixture;

    subjecting the resin mixture to a steam flow in a continuous manner to form a dispersion by continually pumping the resin mixture and the steam flow into a mixing zone thereby forming a latex where the resin mixture and steam flow contact within the mixing zone;

    removing the latex from the mixing zone;

    wherein latex formation in the mixing zone requires no mechanical mixing;

    aggregating particles from a pre-toner mixture, the pre-toner mixture comprising the dispersion, an optional colorant, and an optional wax; and

    coalescing the aggregated particles to form toner particles.

13. The method according to claim 12, wherein the resin is selected from the group consisting of amorphous resins, crystalline resins, and mixtures thereof.

14. The method according to claim 12 or 13, wherein the organic solvent is selected from the group consisting of a ketone, an alcohol, an ester, a nitrile, a sulfone, a sulfoxide, a phosphoramidate, a benzene, an amine, and combinations thereof.

15. The method according to any one of claims 12 to 14, wherein the basic neutralizing agent is selected from the group consisting of ammonium hydroxide, sodium carbonate, potassium hydroxide, sodium hydroxide, sodium bicarbonate, lithium hydroxide, potassium carbonate, triethyl amine, triethanolamine, pyridine, diphenylamine, poly(ethylene amine), amine bases, piperazine, and mixtures thereof.

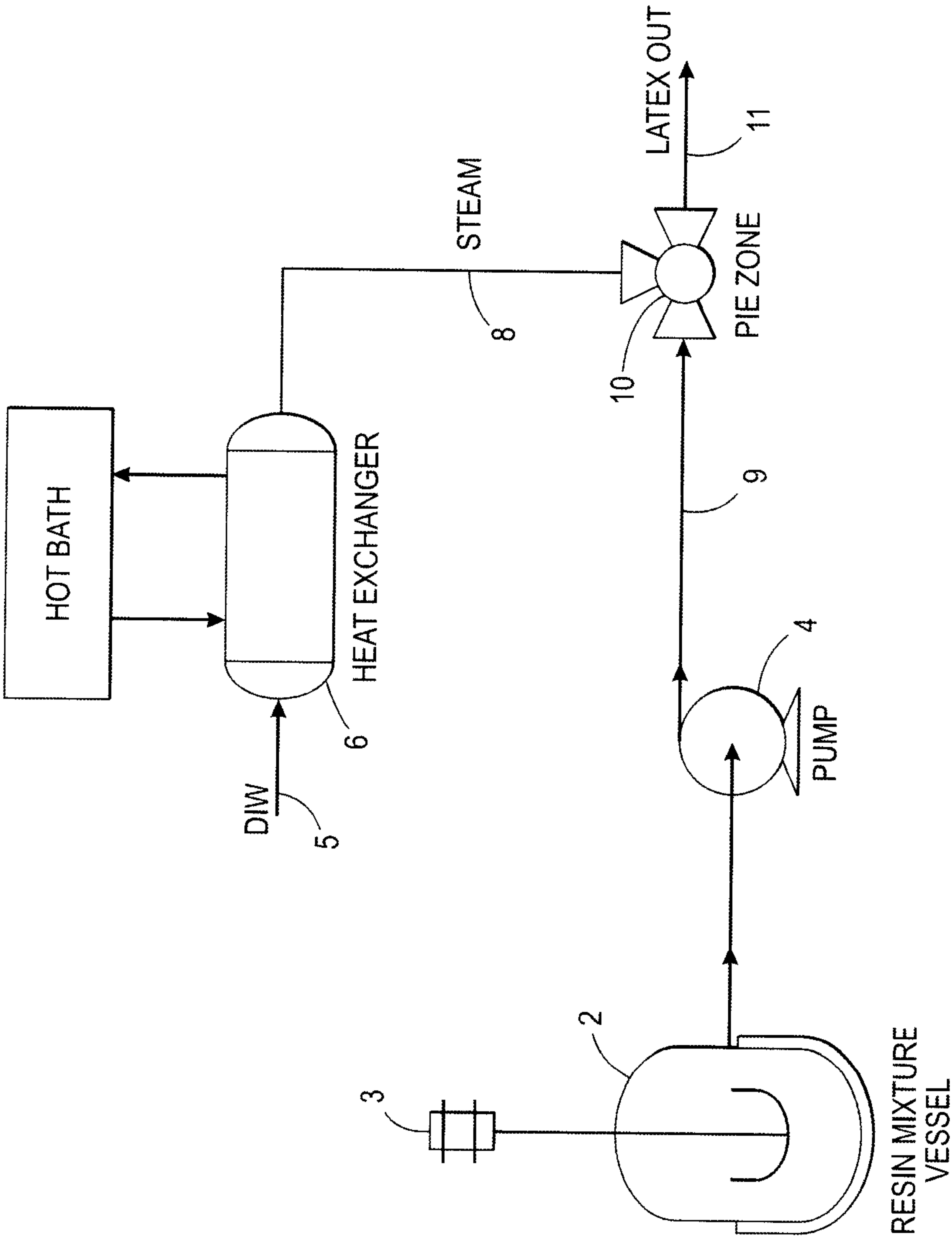


FIG. 1



2/3

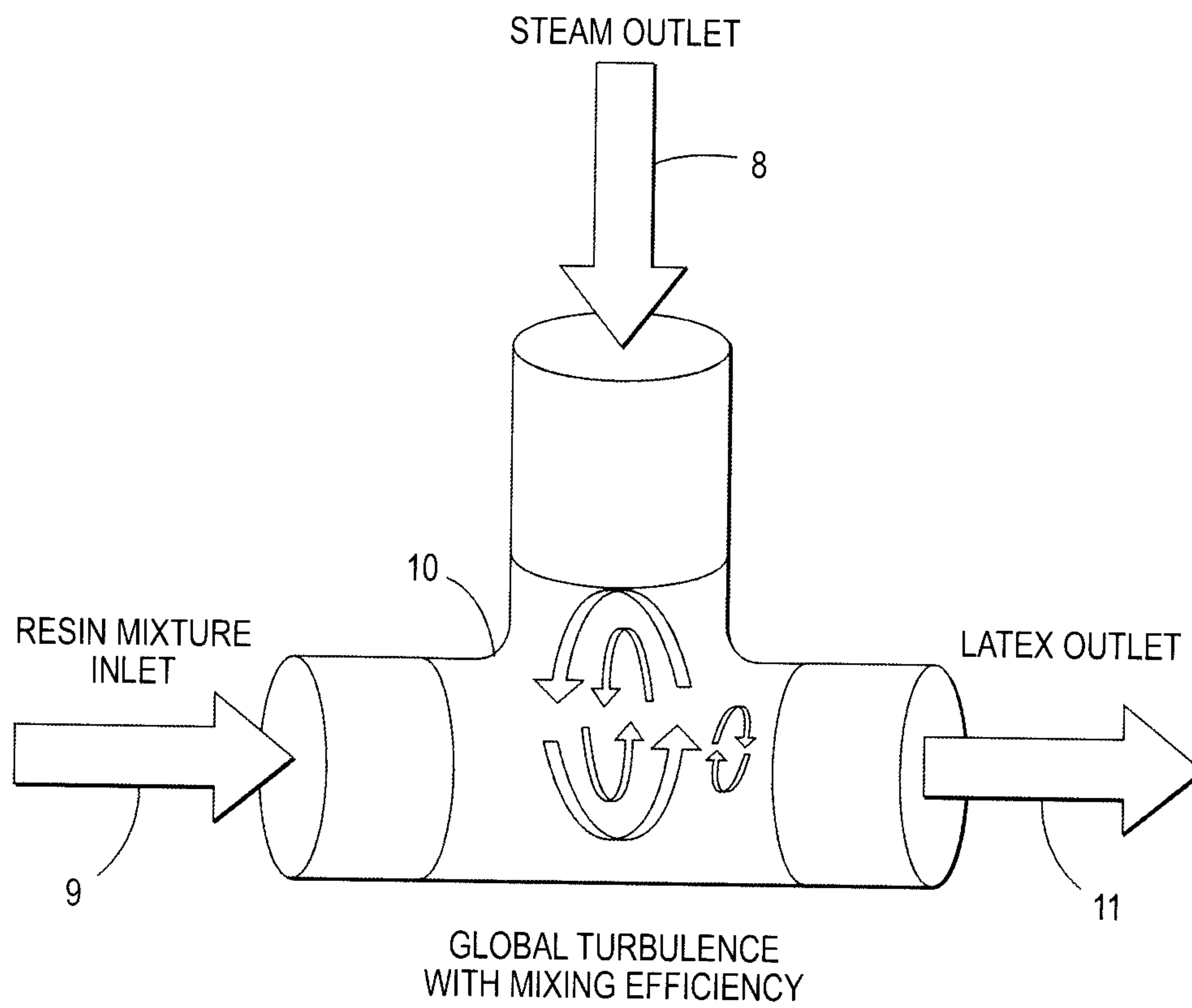


FIG. 2

20121013CA01

3/3

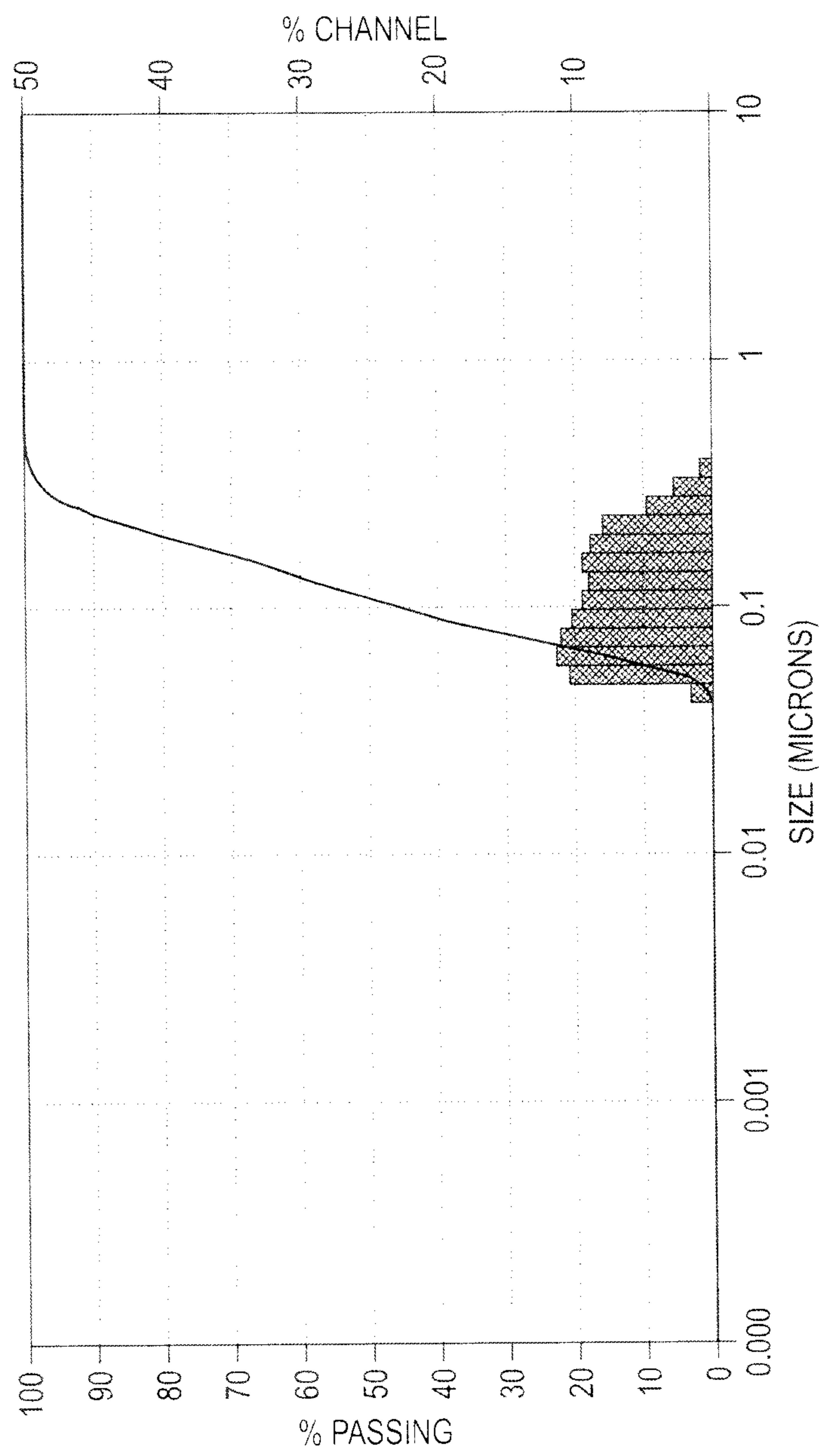


FIG. 3

