

R. C. BARRIE.  
AMUSEMENT MECHANISM.

APPLICATION FILED MAR. 19, 1909. RENEWED APR. 6, 1910.

963,265.

Patented July 5, 1910.

2 SHEETS—SHEET 1.

Fig. 1.

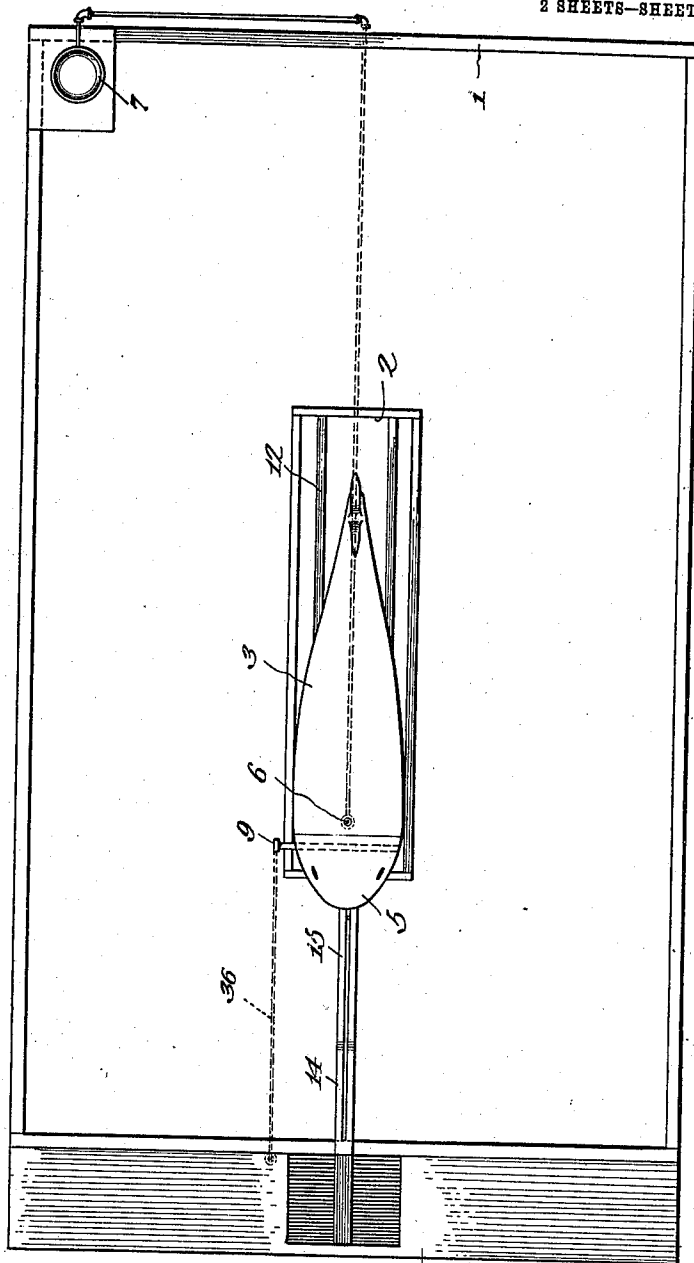
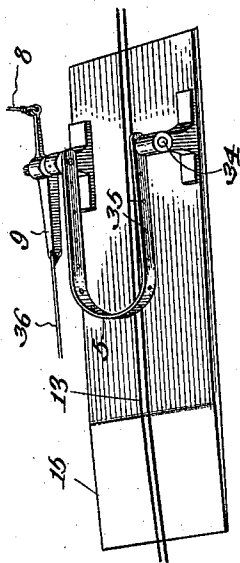


Fig. 2.

Witnesses:  
L. E. Smith  
W. W. Hood

Inventor:

Robert C. Barrie

R. C. BARRIE.  
AMUSEMENT MECHANISM.

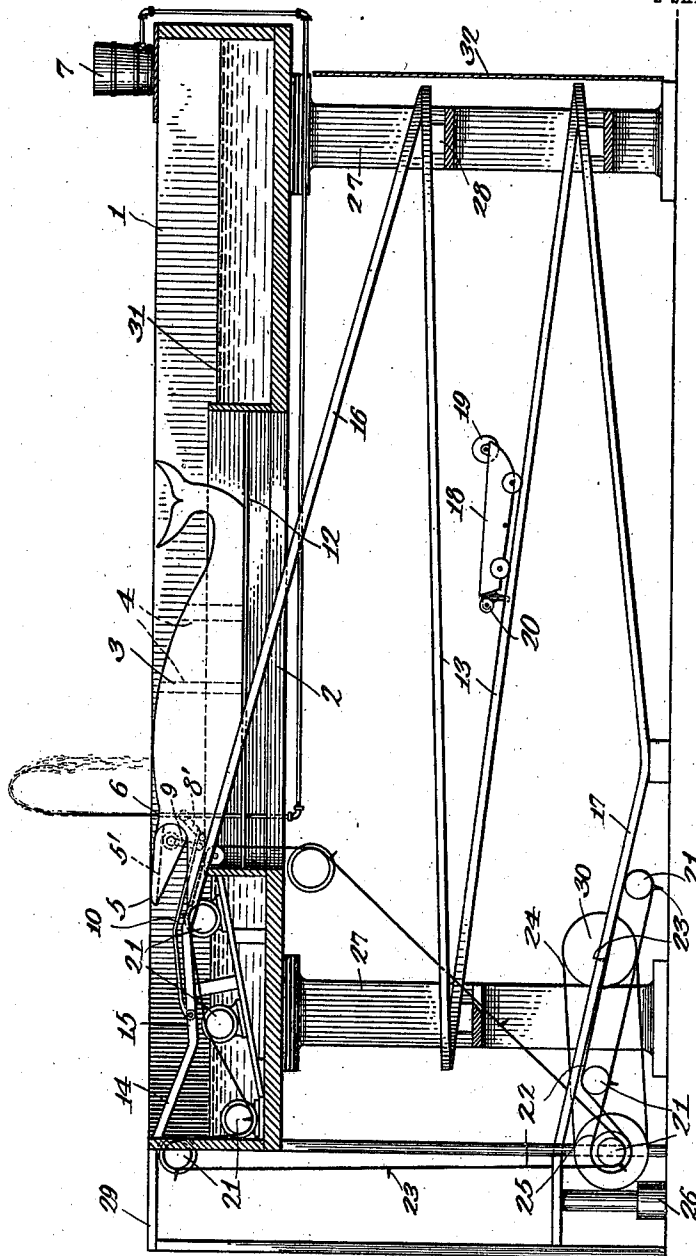
APPLICATION FILED MAR. 19, 1909. RENEWED APR. 6, 1910.

963,265.

Patented July 5, 1910.

2 SHEETS—SHEET 2.

Fig. 3.



Witnesses:  
L. E. Smith  
W. W. Hood

Inventor:  
Robert C. Barrie

# UNITED STATES PATENT OFFICE.

ROBERT C. BARRIE, OF PHILADELPHIA, PENNSYLVANIA.

## AMUSEMENT MECHANISM.

963,265.

Specification of Letters Patent.

Patented July 5, 1910.

Application filed March 19, 1909, Serial No. 484,591. Renewed April 6, 1910. Serial No. 553,866.

*To all whom it may concern:*

Be it known that I, ROBERT C. BARRIE, a citizen of the United States, residing in the city and county of Philadelphia and State of Pennsylvania, have invented a new and useful Improvement in Amusement Mechanisms, of which the following is a specification.

My invention relates to a class of attractions generally erected within parks and other places set apart for public recreation, and is intended to instruct and amuse patrons through and by mechanical representations of incidents of unusual interest and occurrence or of a historical nature, for instance: "Jonah in the whale." I attain these objects by the mechanism illustrated in the accompanying drawing, in which:

Figure 1 presents an enlarged perspective view of the jaw mechanism disclosing the arrangement of the parts thereof. Fig. 2 is a perspective portraying general appearance of the complete device and indicating the position and operation of the relative parts of the structure. Fig. 3 represents a vertical, longitudinal, sectional and outlined view of auxiliary machine parts and consecutive arrangement thereof.

I enumerate the composite portions as follows: 1, water tank; 2, bottom opening; 3, whale; 4, wooden ribs; 5, movable jaw with inner flat roof 5'; 6, spout nozzle; 7, supply tub; 8, lever-valve rod; 9, jaw crank; 12, whale supporting block; 13, descending tram way; 14-15-16-17, inclined planes; 18, four-wheeled boat; 19, bow depressing roller; 20, rear-end hinged carrier; 21, sprocket wheels; 22, sprocket chains; 23, chain lugs; 24-25, driving belts; 30, motor; 26, vertical elevator; 27, supporting columns; 28, track ties; 29, top platform; 31, water level, and scenic canvas 32.

To construct and operate my device, I make use of existing ponds of water, when possible, in lieu thereof, I provide a shallow tank (1) of large superficial area supported by studding or columns (27). The tank should have an opening (2) beneath the figurative subject and parallel side blocks (12) on which is placed the representative form for instance, as in this case that of a whale (3) made with wooden ribs (4) and covered with tin. It should have a movable jaw (5) and crank (9) and a spouting nozzle (6) with a lever-valve (8) to control supply

from tub (7). Starting from the top platform (29) I construct a sharp, inclined plane (14) and a slightly elevating plane (15) reaching to and above the outer end of the lower jaw; from this point a third incline (16) extends below the opening (2) and joins with a winding tram way (13) which passes betwixt the vertical supports (27) connecting at the bottom with plane (17) rising to the level of the elevator (26). I now provide a car (18) in boat form with side wheels, a bow depressing wheel (19) and rear-end hinged carrier (20), underneath plane (17) I install sprocket wheels and traveling chain having projecting lugs (23). Like carrying means are provided around similar wheels (21), both sets being driven by belts (24), connecting with a motor (30). The movable jaw (5) made U shaped and pivoted in bearings (34) with convex metal cover riveted as indicated by dots 35, is operated by crank 9 connecting rod (36) and lever 10, the intervening rod 8 connects with the crank and valve (not shown) and thereby effectuates simultaneous spouting of water. It will now be evident that if car (18) be run upon elevator and raised to the top, it may start down the track on tramway (14) and rise to and enter the mouth of the whale. The rise will obviate entrance of waves or splashing water, as the car approaches the lever 10 will open jaw (5) and valve (8') (not shown) and cause water from the tub to spout from nozzle (6); this will continue until the jaw is closed. Having passed through the opening the car will continue slowly along the course to permit a view of intended relative scenic decorations (32); upon reaching the bottom the surplus momentum will cause the car to start up incline (17) when the lug (23) will engage the rear-end carrier (20) and bring the car once more upon the elevator (26), or loading plane. It will be further evident that wheels (21) serve to keep the chain below the water level (31) wherefore as the splash and waves may retard the descending car, and to insure entrance, like chain and lugs meet the carrier (20) and propel the load into the mouth of the whale, the car being guided therein by roller (19) coming in contact with the roof frame of jaw 5.

Having thus described my invention and being aware of the fact that inclined tram-

ways, chain and cable lifts are commonly used in amusement structures, I do not claim such broadly, but do claim:—

1. In an amusement appliance of the  
5 character described, the combination of a  
U shaped metal jaw frame to admit the car,  
a correspondingly alined track bearing base,  
conjoining journals supporting said frame,  
a double-arm crank for simultaneous oper-  
10 ation of the jaw and spout-valve, with pipe  
and rod connections to and from the water  
tank and operating lever, respectively, sub-  
stantially as and for the purpose set forth.

2. In an amusement device of the charac-

ter described, the combination of a natural 15  
water area, an artificial whale body embody-  
ing water spouting and upper jaw actions,  
a series of sub-way inclined tracks for pas-  
senger service, suitable chain and lug boat-  
lifts, with elevated starting platform, sub- 20  
stantially as set forth.

Signed in the city and county of Phila-  
delphia and State of Pennsylvania this fif-  
teenth day of March, 1909.

ROBERT C. BARRIE.

In presence of—  
W. H. HOOD,  
L. E. SMITH.