



US00D363092S

United States Patent [19]

[11] Patent Number: **Des. 363,092**

Hung

[45] Date of Patent: ****Oct. 10, 1995**

[54] HAND-HELD CONTROLLER

OTHER PUBLICATIONS

[76] Inventor: **Michael Hung**, 9-16, Nan Kan Hsia, Nan Kan, Lu Chu Hsiang, Tao Yuan County, Taiwan

Hong Kong Enterprise, Oct. 1992, p. 383.
Merchandising, Mar. 1983, p. 53.

[**] Term: **14 Years**

Primary Examiner—Prabhakar G. Deshmukh
Attorney, Agent, or Firm—Wenderoth, Lind & Ponack

[21] Appl. No.: **27,709**

[57] CLAIM

[22] Filed: **Aug. 29, 1994**

The ornamental design for a hand-held controller, as shown and described.

[52] U.S. Cl. **D21/48**

[58] Field of Search D21/13, 48; 273/433-438, 273/148 B, DIG. 28; D14/125, 217, 114

DESCRIPTION

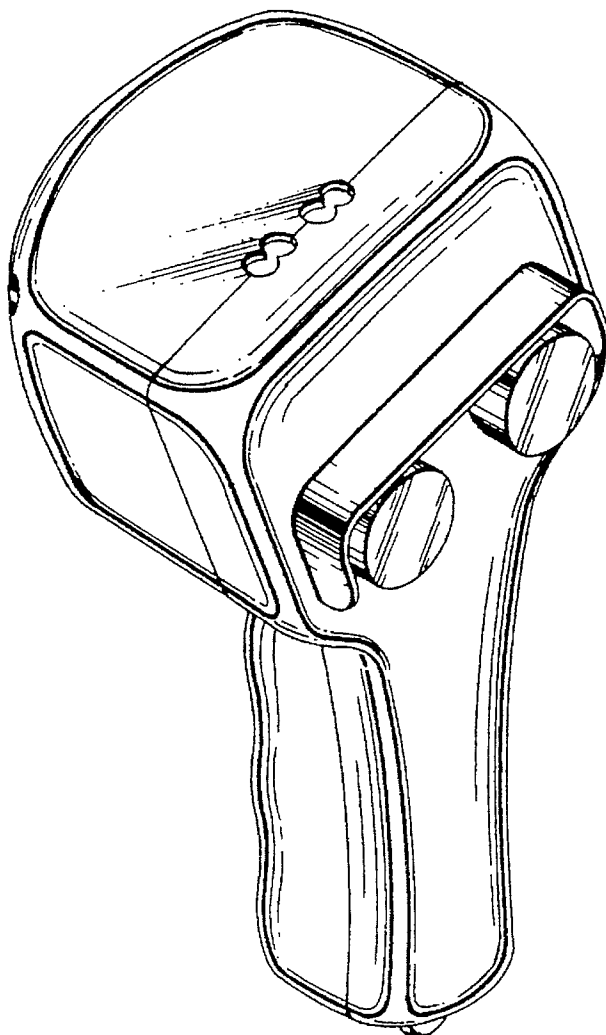
[56] References Cited

U.S. PATENT DOCUMENTS

D. 270,631	9/1983	Moskin et al.	D21/48
D. 298,749	11/1988	Yant	D21/48 X
D. 317,950	7/1991	Tse	D21/48
D. 334,415	3/1993	Carter et al.	D21/48
5,232,223	8/1993	Dornbusch	273/148 B
5,286,024	2/1994	Winblad	273/148 B

FIG. 1 is a top, left front perspective view of a hand-held controller showing my new design;
FIG. 2 is a front elevational view thereof;
FIG. 3 is a rear elevational view thereof;
FIG. 4 is a left side elevational view thereof;
FIG. 5 is a right side elevational view thereof;
FIG. 6 is a top plan view thereof; and,
FIG. 7 is a bottom plan view thereof.

1 Claim, 4 Drawing Sheets



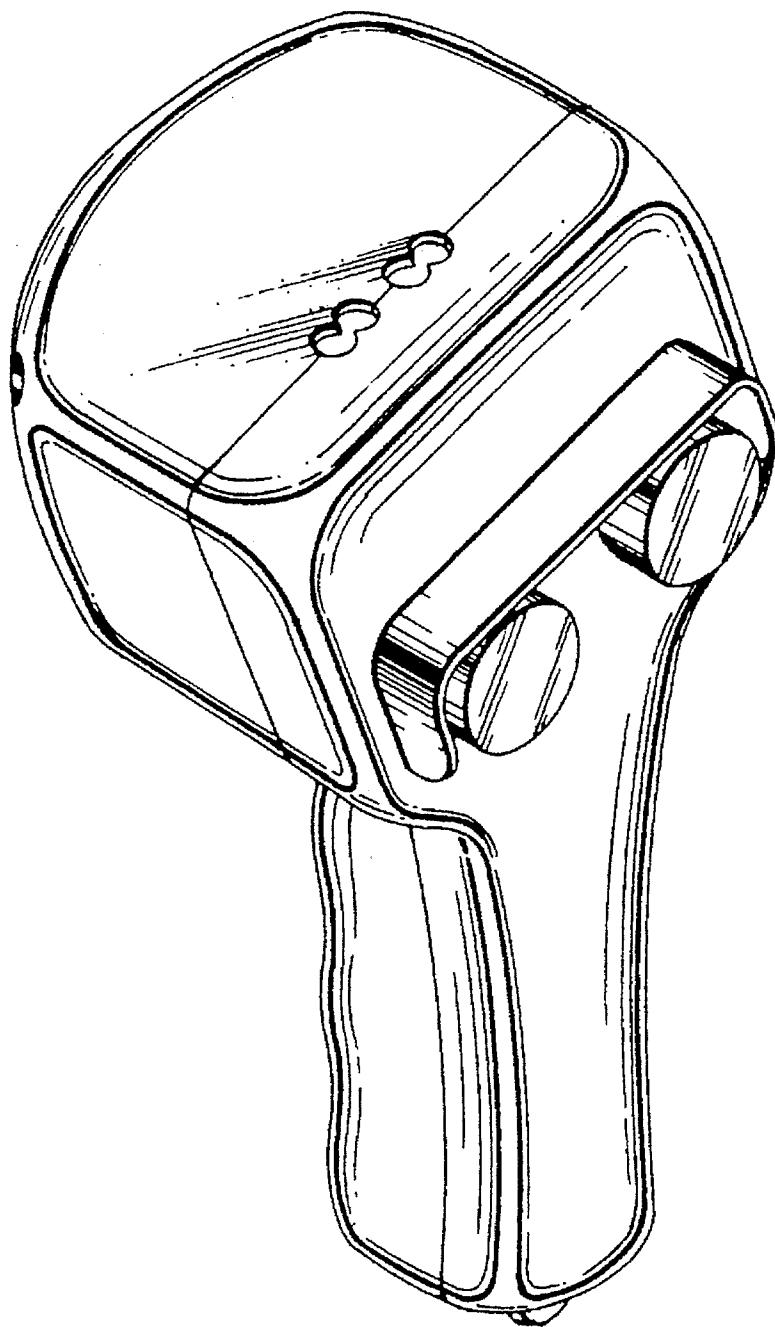


FIG. 1

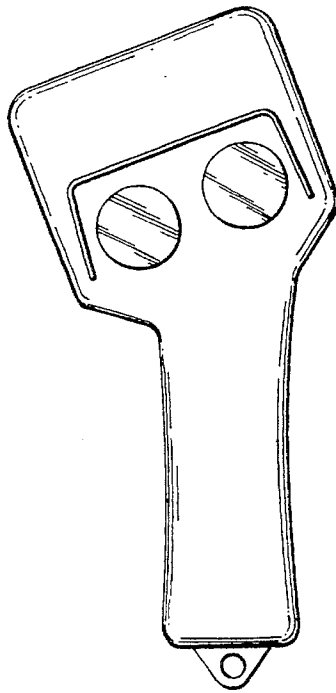


FIG. 2

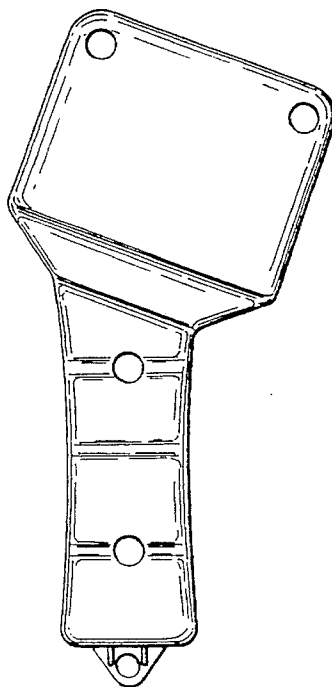


FIG. 3

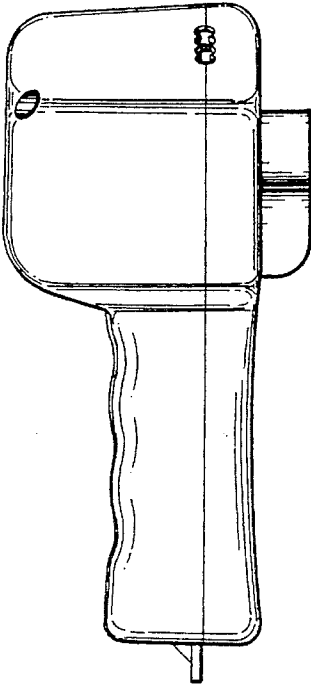


FIG. 4

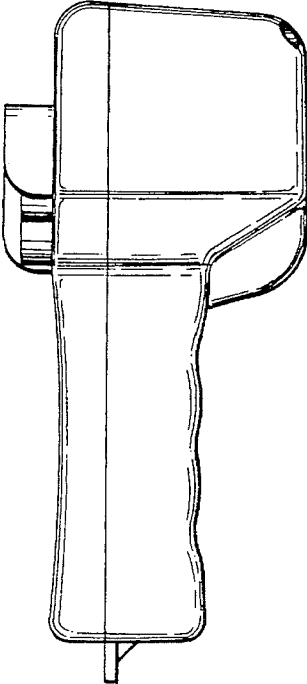


FIG. 5

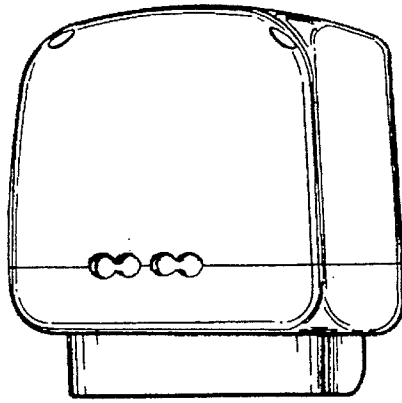


FIG. 6

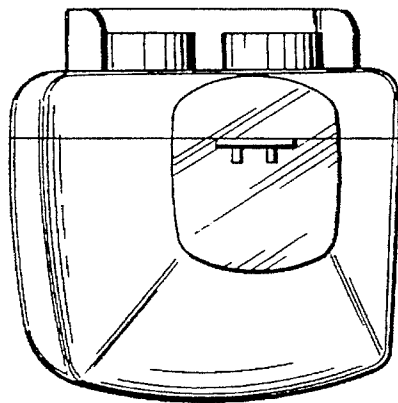


FIG. 7