

Sept. 20, 1960

R. M. HODGSON

2,953,338

BABY BOTTLE HOLDER

Filed June 15, 1959

Fig. 1

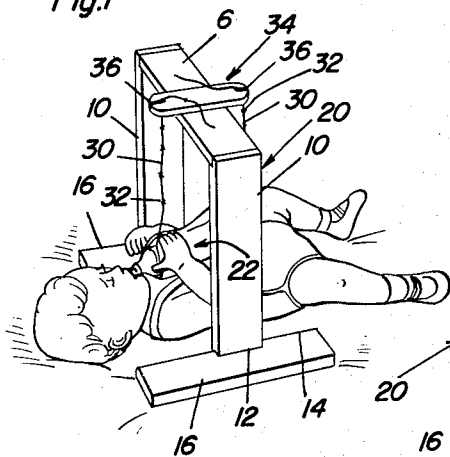


Fig. 2

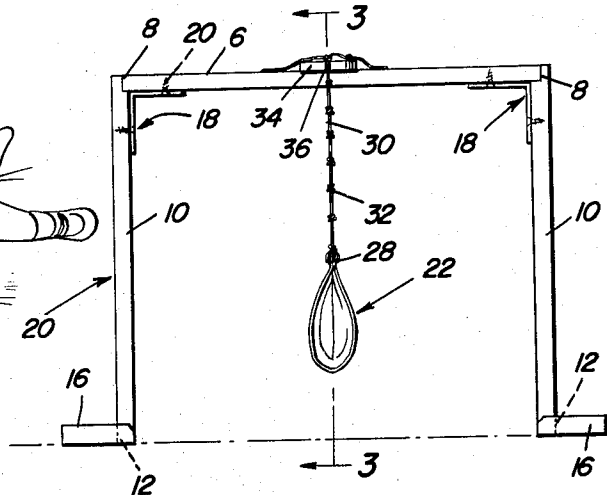


Fig. 3

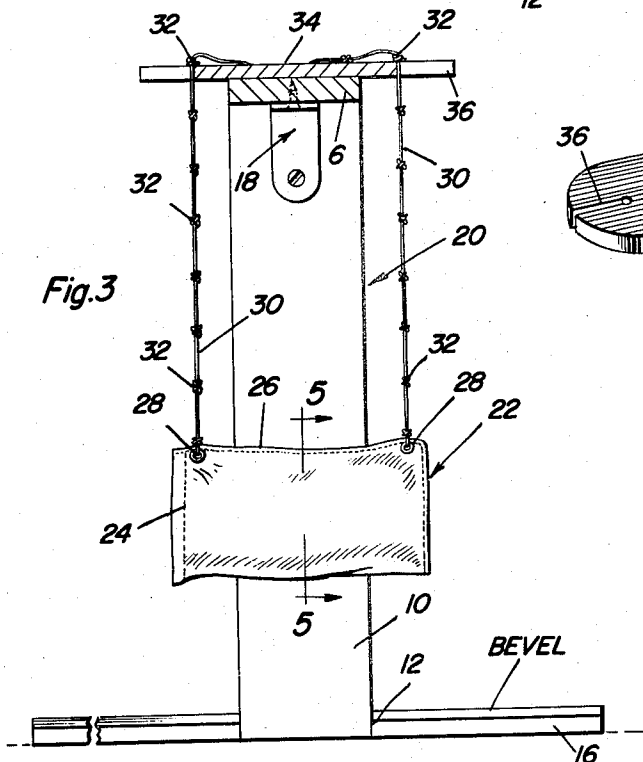


Fig. 4

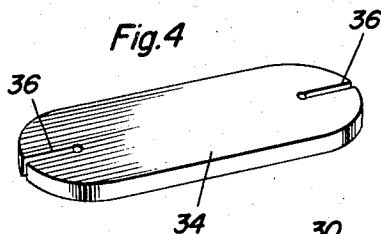
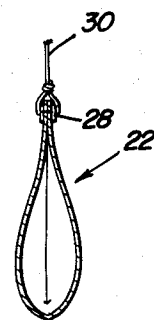


Fig. 5



Robert M. Hodgson

INVENTOR.

BY *Clarence A. O'Brien*  
and *Harvey B. Jackson*  
Attorneys

1

2,953,338

## BABY BOTTLE HOLDER

Robert M. Hodgson, Pasadena, Tex.  
(17831 Riverside Drive, Channelview, Tex.)

Filed June 15, 1959, Ser. No. 820,418

3 Claims. (Cl. 248—106)

The present invention relates to a nursing bottle holder and a portable support which is such in construction that it may be positioned for use on a crib mattress, on a pad in a playpen or even on a suitably carpeted floor, and which functions to suspend the bottle while the nipple of the bottle is positioned for acceptable use by a baby.

Nursing bottle holders are manifestly old and well-known and a survey of the prior art and market would reveal countless holders and supports therefor. In fact, these would be too numerous to mention. On the other hand, it may be properly mentioned that the prior art baby holders shade almost imperceptibly from one to the other suggesting, it is believed, that there is always room for improvement in this particular line of endeavor. It follows, therefore, that it is an object in the instant matter to structurally, functionally and otherwise improve upon similarly constructed and performing bottle holders.

In carrying out the ideas under advisement a portable stand is featured. That is to say, an inverted U-shaped wooden or an equivalent lightweight but durable stand is provided and, when it is in use it arches over the reclining infant and provides elevated support means for the bottle holder, that is, the part which directly embraces and holds the bottle.

More specifically, the central or bight portion of the U-frame provides a cross-member and the depending legs provide uprights. These legs are provided at their lower ends with base members which are sufficiently large to function as rests or feet capable of supporting the stand or frame in an erect self-standing position.

In addition, novelty is predicated on suspension means for a simple suitable jacket. The jacket encases the bottle and flexible cords or similar elements attached to the ends thereof and the upper end portions are provided with knots which serve as shoulders and these shoulders (knots) are engaged in slots opening through the ends of a plate, said plate being mounted atop the cross-member and providing a simple but practical hanger.

Other objects, features and advantages will become more readily apparent from the following description and the accompanying illustrative, but not restrictive, drawing.

In the drawing, wherein like numerals are employed to designate like parts throughout the views:

Fig. 1 is a perspective view of the bottle holder and support or stand and showing how they cooperate and the manner in which the bottle is used.

Fig. 2 is an elevational view on a larger scale with the bottle omitted.

Fig. 3 is a view on a still larger scale taken on the vertical line 3—3 of Fig. 2, looking in the direction of the arrows.

Fig. 4 is a perspective view of the hanger panel or plate.

Fig. 5 is a section on the vertical line 5—5 of Fig. 3.

The aforementioned support means is preferably in the form of a simple, practical and economical stand. This stand, in turn, is in the form of a lightweight but durable inverted generally U-shaped arch or frame. As already

2

mentioned the central or bight portion of the frame comprises a horizontal cross-member 6 the ends of which are fitted into and properly seated in mortises or notches 8 provided therefor at the upper ends of the depending legs 10. These legs in turn, that is when they are in use, constitute uprights supporting and elevating the cross-member or cross-piece 6. The lower ends of the uprights are fitted and secured in centrally positioned accommodation notches 12 in the inward edge portions 14 of the base members 16. The base members are simple boards, as it were. Actually in practice the components which go to make up the over-all frame are strips or pieces of plywood. It is to be understood, however, that it is the inverted U-shaped frame or arch which is significant wherein the same is based or supported in such a manner that it is balanced and self-standing. As seen in Fig. 2 the corners of the U are reinforced by angle brackets 18 which brackets have their end portions suitably fastened at 20 to the frame members 6 and 10. The frame, considered as a portable self-standing entity and also referred to as a stand, is denoted generally by the numeral 20. Manifestly it is such in construction and size that when the feet-like base members 16 are placed on a bed mattress, pad or the like, the frame becomes an arch which arches over the infant in the manner illustrated in Fig. 1.

The bottle holding means is characterized by a stirrup-like holder. More specifically this holder comprises an open-ended launderable fabric or equivalent jacket 22. The jacket is provided, at least at the front end, with a hem having a suitable drawstring 24 so that the bottle can be retained therein in the manner illustrated in Fig. 1. The upper edge portion 26 of the jacket has grommets 28 therein which grommets serve to facilitate attachment thereto of the flexible suspension cords or equivalent elements 30. The cords are provided at longitudinally spaced points with selectively usable shoulder-forming knots 32. That is to say, the knotted ends may be releasably and adjustably connected to the hanger 34 by way of the key-hole slots 36 which are formed at the opposite ends thereof and which open through said ends as shown. This hanger may comprise a wooden or an equivalent generally rectangular panel the median portion of which is removably fastened atop the flat top surface of the cross-member 6. This hanger 34 with its slotted ends, the suspension elements, and the bag-like jacket provide a simple swing which safely and conveniently suspends the nursing bottle permitting it to be accessible to the baby and so that the baby may catch hold of the jacketed bottle and feed himself.

It is submitted that the invention herein under advisement constitutes an innovation, is characterized by a construction and arrangement which is possessed of the prerequisites of simplicity, efficiency, durability and practical usefulness. The construction is such that it should appear to manufacturers and retailers. The invention is therefore regarded as a novel contribution to the field to which it relates.

The foregoing is considered as illustrative only of the principles of the invention. Further, since numerous modifications and changes will readily occur to those skilled in the art, it is not desired to limit the invention to the exact construction and operation shown and described, and accordingly all suitable modifications and equivalents may be resorted to, falling within the scope of the invention as claimed.

What is claimed as new is as follows:

1. A baby bottle support and holder comprising a portable stand characterized by an inverted U-shaped self-supporting frame having a horizontal cross-member disposed between and joining the upper ends of a pair of uprights, the latter provided at their lower ends with

3

base members, said base members being adapted to rest on a support surface such as a floor, bed mattress or the like with the frame arched over the baby, and nursing bottle suspending means comprising a swing embodying a hanger mounted atop said cross-member, a jacket for the bottle, and flexible suspension elements connected at their lower ends to the front and rear ends of the jacket and at their upper ends to the corresponding front and rear ends of said hanger, said hanger comprising a flat plate of a length greater than the width of the cross-member, said plate having at least one flat side perched atop said cross-member, the front and rear ends of said plate projecting beyond the respective front and rear edges of the cross-member and having terminal slots, said flexible elements having spaced shouldered portions selectively and removably engaging in their respective slots.

2. A baby bottle support comprising a portable inverted U-shaped frame embodying a horizontal cross-member supported atop the upper ends of the vertical legs of said frame, said legs constituting uprights, the lower ends of said legs being fitted into notched inner longitudinal edge portions of a pair of spaced parallel coplanar base members, said base members being connected to said legs and being adapted to rest on a mattress or other equivalent supporting surface to render the stand self-supporting, said cross-member being flat across the top thereof, a plate resting removably atop the flat top of said cross-member and provided at opposite ends with

4

keyhole slots, a pair of flexible suspension elements having knotted portions releasably and adjustably connected with said plate by way of the respective slots, and a bag-like jacket adapted to receive and accessibly hold a nursing bottle, said jacket being provided with grommets to which adjacent ends of the flexible elements are connected.

3. A baby bottle support comprising a portable inverted U-shaped frame having a horizontal cross-member at the top thereof, said cross-member being flat across the top thereof, a plate resting removably atop the flat top of said cross-member and provided at opposite ends with keyhole slots, a pair of flexible suspension elements having knotted portions releasably and adjustably connected with said plate by way of the respective slots, and a bag-like jacket adapted to receive and accessibly hold a nursing bottle, said jacket being provided with grommets to which adjacent ends of the flexible elements are connected.

#### References Cited in the file of this patent

#### UNITED STATES PATENTS

D. 186,296	Rutledge	May 19, 1953
1,867,992	Sullivan	July 19, 1932
2,545,414	Pittman	Mar. 13, 1951
2,639,111	Wells	May 19, 1953
2,681,782	Morishita	June 22, 1954
2,828,097	Faunce	Mar. 25, 1958