



US00D548862S

(12) **United States Design Patent**
Opolka et al.

(10) **Patent No.:** **US D548,862 S**

(45) **Date of Patent:** **** Aug. 14, 2007**

(54) **MULTIDIODE FLASHLIGHT**

(75) Inventors: **Rainer Opolka**, Solingen (DE); **Harald Opolka**, Solingen (DE)

(73) Assignee: **Zweibruder Optoelectronics GmbH**, Solingen (DE)

(**) Term: **14 Years**

(21) Appl. No.: **29/207,475**

(22) Filed: **Jun. 14, 2004**

(51) **LOC (8) Cl.** **26-02**

(52) **U.S. Cl.** **D26/37; D26/49**

(58) **Field of Classification Search** **D26/37,**
D26/41, 44, 46, 48, 49, 50; 362/157, 158,
362/202, 208

See application file for complete search history.

(56) **References Cited**

U.S. PATENT DOCUMENTS

D32,507 S *	4/1900	Meade	D26/49
D371,214 S *	6/1996	Terry, Sr.	D26/49
D429,831 S *	8/2000	Ting	D26/37
D468,851 S *	1/2003	Galli	D26/37

D493,240 S *	7/2004	To	D26/49
D495,442 S *	8/2004	Packard	D26/37
D507,366 S *	7/2005	Opolka	D26/37
D525,379 S *	7/2006	Maxik et al.	D26/37
D527,126 S *	8/2006	Opolka	D26/37
D527,481 S *	8/2006	Opolka	D26/49
D531,743 S *	11/2006	Opolka	D26/37
D535,418 S *	1/2007	Martin	D26/37

* cited by examiner

Primary Examiner—Ian Simmons

Assistant Examiner—Carissa Fitts

(74) *Attorney, Agent, or Firm*—Andrew Wilford

(57) **CLAIM**

The ornamental design for a multidiode flashlight, as shown and described.

DESCRIPTION


FIG. 1 is a right side elevational view of a multidiode flashlight showing our new design;

FIG. 2 is a left side elevational view thereof;

FIG. 3 is a rear view thereof; and,

FIG. 4 is a front view thereof.

1 Claim, 1 Drawing Sheet



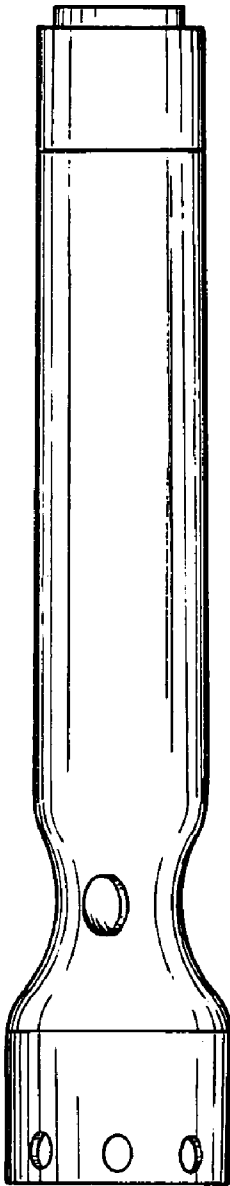


FIG. 1



FIG. 3

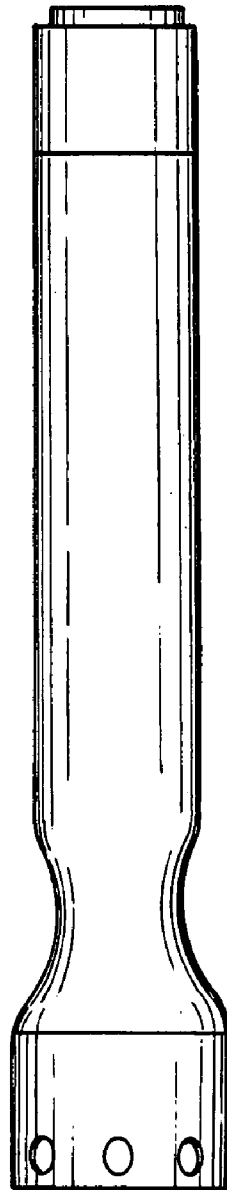


FIG. 2




FIG. 4