

G. L. Gerard.

Buckle.

N^o 73242

Patented Jan. 14 1868.

Fig. 1.

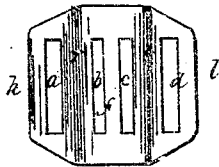


Fig. 2.

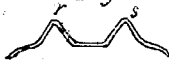
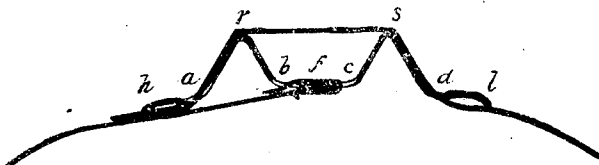


Fig. 3.



Fig. 4.



Witnesses:

John A. Shuman
a J. Tibbitts

George L. Gerard Inventor:
by his Attorney.

Wm. C. East
Jr.

United States Patent Office.

GEORGE L. GERARD, OF NEW HAVEN, CONNECTICUT, ASSIGNOR TO
HIMSELF AND DAVID FORBES, OF SAME PLACE.

Letters Patent No. 73,242, dated January 14, 1868; antedated December 28, 1867.

IMPROVEMENT IN BUCKLES.

The Schedule referred to in these Letters Patent and making part of the same.

TO ALL WHOM IT MAY CONCERN:

Be it known that I, GEORGE L. GERARD, of New Haven, in the county of New Haven, and State of Connecticut, have invented a new Improvement in Buckles; and I do hereby declare the following, when taken in connection with the accompanying drawings, and the letters of reference marked thereon, to be a full, clear, and exact description of the same, and which said drawings constitute part of this specification, and represent, in—

Figure 1, a top or outside view,

Figure 2 a side view,

Figure 3 a central section, and in

Figure 4 a central section enlarged to illustrate its operation.

This invention is designed more particularly for shoe-buckles, but is applicable to other uses, and consists in the peculiar formation of the buckle, whereby it is formed from a single sheet or piece of metal, avoiding entirely the use of tongues or slides.

In order to the better understanding of my invention, as well as to enable others to construct the same, I will proceed to a description thereof, as illustrated in the accompanying drawings.

From a piece of sheet metal, I cut to the proper form for the buckle, as seen in fig. 1, punching there-through four slots, *a b c d*, so as to leave a central bar, *f*, and a clamping-bar, *h*, upon one side, and a bar, *l*, upon the other; then, between the two slots *a* and *b*, and between the two slots *c* and *d*, I strike up the plate, so as to raise ribs *r s*, and turn the edge of the clamping-bars *h* and *l* slightly down, as seen in figs. 3 and 4, which completes the buckle.

Its operation is as follows: One of the straps (denoted in blue, fig. 4,) is fixed to the centre bar *f*; the other strap, or the other end of the same strap, as the case may be, is passed under the bar *l*, up through the slot *d*, over the two ribs *s r*, down through the slot *a*, and under the bar *h*, as clearly seen in fig. 4. Thus the strain upon the two straps clamps the-buckle firmly upon the strap, so as to prevent their removal.

Thus I have produced an extremely cheap and simple buckle, and one which may be readily and easily adjusted.

I have described my buckle as formed from sheet metal, and this I prefer to do, yet it may be formed by casting, and for large buckles would, perhaps, be the better plan.

Having therefore thus fully described my invention, what I claim as new and useful, and desire to secure by Letters Patent, is—

The combination of the central bar *f* and bars *h* and *l*, and the ribs *r* and *s*, the whole constructed and arranged so as to operate in the manner specified.

GEO. L. GERARD.

Witnesses:

A. J. TIBBIES,

JOHN H. SHUMWAY.