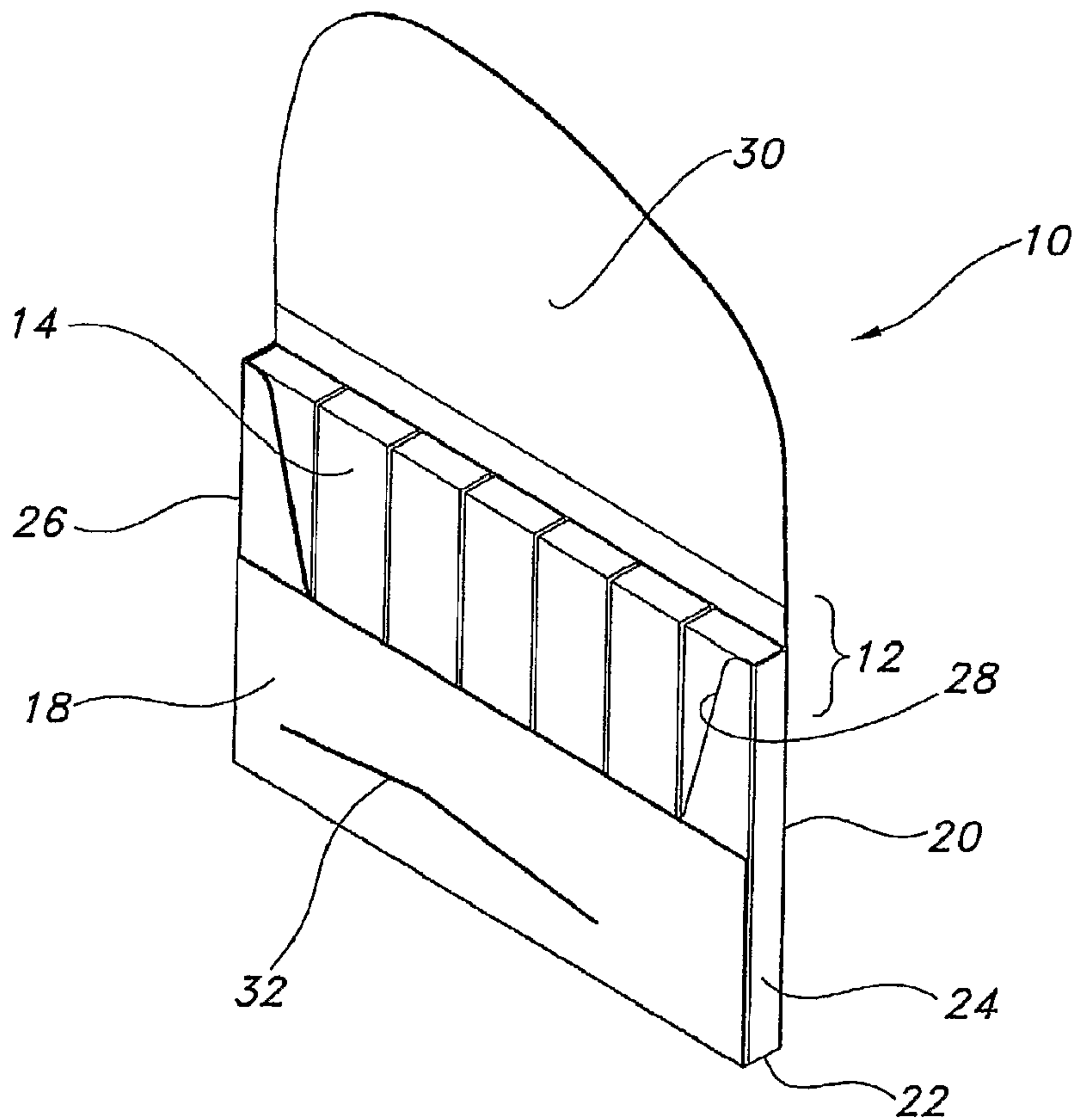




(86) Date de dépôt PCT/PCT Filing Date: 2005/05/09
 (87) Date publication PCT/PCT Publication Date: 2005/11/24
 (45) Date de délivrance/Issue Date: 2010/06/29
 (85) Entrée phase nationale/National Entry: 2006/11/07
 (86) N° demande PCT/PCT Application No.: US 2005/016211
 (87) N° publication PCT/PCT Publication No.: 2005/110042
 (30) Priorités/Priorities: 2004/05/11 (US60/570,015);
 2004/05/11 (US60/570,004)

(51) Cl.Int./Int.Cl. *B65D 71/00* (2006.01)
 (72) Inventeur/Inventor:
 ALDRIDGE, ALLEN SYDNEY, US
 (73) Propriétaire/Owner:
 CADBURY ADAMS USA LLC, US
 (74) Agent: BERESKIN & PARR LLP/S.E.N.C.R.L.,S.R.L.

(54) Titre : PAQUET PERMETTANT DE DISTRIBUER ET DE RETENIR DES DALLES DE GOMME AU MOYEN D'UNE
 FIXATION ADHESIVE
 (54) Title: PACKAGE FOR DISPENSING AND RETAINING GUM SLABS WITH ADHESIVE SECUREMENT



(57) Abrégé/Abstract:

A package assembly includes individual elongate consumable products (14). The package assembly includes a plurality of products arranged in a side-by-side array. The package housing (16) supports the array of products. The package housing

(57) **Abrégé(suite)/Abstract(continued):**

includes a back wall (20) and a foldable front wall (18). The front wall includes an adhesive location (127) therealong for releasably adhesively retaining the array of products in the package housing.

(12) INTERNATIONAL APPLICATION PUBLISHED UNDER THE PATENT COOPERATION TREATY (PCT)

(19) World Intellectual Property Organization
International Bureau(43) International Publication Date
24 November 2005 (24.11.2005)

PCT

(10) International Publication Number
WO 2005/110042 A3(51) International Patent Classification:
B65D 71/00 (2006.01)(74) Agents: **ABBRUZZESE, Salvatore, J.** et al.; Hoffmann & Baron, LLP, 6900 Jericho Turnpike, Syosset, NY 11791 (US).(21) International Application Number:
PCT/US2005/016211(81) Designated States (*unless otherwise indicated, for every kind of national protection available*): AE, AG, AL, AM, AT, AU, AZ, BA, BB, BG, BR, BW, BY, BZ, CA, CH, CN, CO, CR, CU, CZ, DE, DK, DM, DZ, EC, EE, EG, ES, FI, GB, GD, GE, GH, GM, HR, HU, ID, IL, IN, IS, JP, KE, KG, KM, KP, KR, KZ, LC, LK, LR, LS, LT, LU, LV, MA, MD, MG, MK, MN, MW, MX, MZ, NA, NG, NI, NO, NZ, OM, PG, PH, PL, PT, RO, RU, SC, SD, SE, SG, SK, SL, SM, SY, TJ, TM, TN, TR, TT, TZ, UA, UG, US, UZ, VC, VN, YU, ZA, ZM, ZW.

(22) International Filing Date: 9 May 2005 (09.05.2005)

(25) Filing Language: English

(26) Publication Language: English

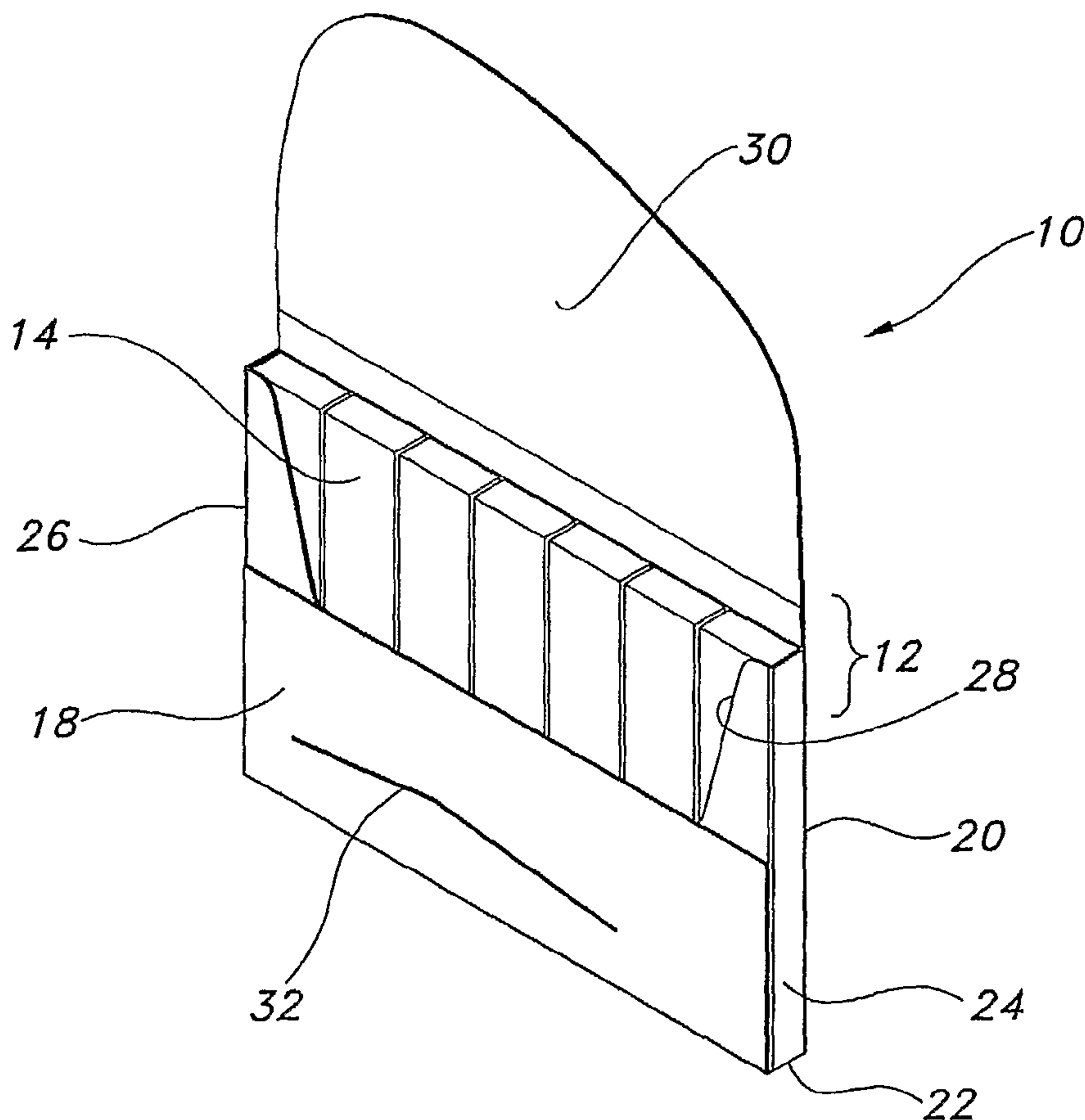
(30) Priority Data:
60/570,004 11 May 2004 (11.05.2004) US
60/570,015 11 May 2004 (11.05.2004) US(71) Applicant (*for all designated States except US*): **CAD-BURY ADAMS USA LLC** [US/US]; 389 Interpace Parkway, Parsippany, NJ 07054 (US).(84) Designated States (*unless otherwise indicated, for every kind of regional protection available*): ARIPO (BW, GH, GM, KE, LS, MW, MZ, NA, SD, SL, SZ, TZ, UG, ZM, ZW), Eurasian (AM, AZ, BY, KG, KZ, MD, RU, TJ, TM), European (AT, BE, BG, CH, CY, CZ, DE, DK, EE, ES, FI, FR, GB, GR, HU, IE, IS, IT, LT, LU, MC, NL, PL, PT, RO, SE, SI, SK, TR), OAPI (BF, BJ, CF, CG, CI, CM, GA, GN, GQ, GW, ML, MR, NE, SN, TD, TG).

(72) Inventor; and

(75) Inventor/Applicant (*for US only*): **ALDRIDGE, Allen, Sydney** [US/US]; 367 Turrell Avenue, South Orange, NJ 07079 (US).

[Continued on next page]

(54) Title: PACKAGE FOR DISPENSING AND RETAINING GUM SLABS WITH ADHESIVE SECUREMENT



(57) Abstract: A package assembly includes individual elongate consumable products (14). The package assembly includes a plurality of products arranged in a side-by-side array. The package housing (16) supports the array of products. The package housing includes a back wall (20) and a foldable front wall (18). The front wall includes an adhesive location (127) therealong for releaseably adhesively retaining the array of products in the package housing.

WO 2005/110042 A3

WO 2005/110042 A3



Published:

— *with international search report*

(88) Date of publication of the international search report:

20 April 2006

For two-letter codes and other abbreviations, refer to the "Guidance Notes on Codes and Abbreviations" appearing at the beginning of each regular issue of the PCT Gazette.

PACKAGE FOR DISPENSING AND RETAINING GUM SLABS
WITH ADHESIVE SECUREMENT

5 FIELD OF THE INVENTION:

The present invention relates generally to a package for containing an array of consumable products and retaining the products in the package until such time as it is desired to dispense the individual products. More particularly, the present invention relates to a package for retaining and dispensing gum slabs using adhesive securement.

10 BACKGROUND OF THE INVENTION:

It is well known to house consumable products such as gum slabs in a package or housing which retains the gum slabs and allows for dispensing of an individual slab therefrom. The gum slabs are typically arranged in an array, so that a single gum slab may be removed from the array leaving the remaining gum slabs in the package. Often,
15 the gum slabs may be wrapped individually in an outer wrapper.

Certain of the gum slab packages are of the type which maintain their outer configuration even after removal of one of the gum slabs. This creates a space in the package which allows adjacent gum slabs to become displaced. Therefore, it may become difficult to remove additional gum slabs from the package if one or more of the
20 remaining gum slabs tilts or falls over within the package. Also, by creating such a space, the remaining gum slabs may slide or move in the package and may even fall out of the package.

One attempt to retain and dispense individual gum slabs from a package is shown in U.S. Patent No. 7,032,754, Kopecky. The Kopecky publication discloses a gum
25 slab package housing formed from a die cut paperboard blank having a generally rectangular configuration. The housing includes a front cover which opens to expose a plurality of gum slabs. The gum slabs are contained in a side-by-side array by a sheet which

wraps around the gum slabs. The sheet, including the gum slab array, is placed into the package housing such that the gum slabs are exposed once the front cover is opened. In order to retain the gum slabs in an upright condition and maintain the gum slabs within the package once one or more of the slabs are removed from the array, the gum slabs are adhesively
5 secured to the sheet. The adhesive securement may take the form of wax areas on the inner surface of the sheet. Once the wrapped slabs are inserted into the sheet, heat is applied to the sheet to cause the wax to melt. The array of gum slabs secured to the sheet may then be placed in the package for retention and dispensing.

10 While the device disclosed in the Kopecky publication attempts to provide a package which both allows for the retention and dispensing of gum slabs, it has been found that the package may not adequately perform over the long term. Accordingly, it is desirable to provide an improved gum slab package which allows for the retention and dispensing of individual gum slabs and which will retain the remaining gum slabs in the package once one
15 or more of the gum slabs are removed.

SUMMARY OF THE INVENTION:

The present invention provides a package assembly for an individual elongate consumable product, preferably gum slabs. The assembly includes a plurality of products
20 arranged in a side-by-side array. A package housing supports the array of products. The package housing includes a back wall and a foldable front wall. The front wall has an adhesive location therealong for adhesively retaining the products in the package housing.

In a preferred embodiment the adhesive location is a longitudinal strip which extends
25 across the array.

The package assembly of the present invention may also include a band surrounding the array of products. The band holds the product array in removable frictional retention. The adhesive location may be in engagement with the band for adhesively supporting the
30 band in the package housing.

The package housing may also include an adhesive strip along the back wall thereof. The adhesive strip along the back wall may be positioned for engagement with the products.

BRIEF DESCRIPTION OF THE DRAWINGS:

5 Figure 1 is a perspective showing of the package assembly of the present invention shown in the closed condition.

Figure 2 is a perspective showing of the package assembly of Figure 1 shown in the opened condition with an array of products supported therein.

Figure 3 shows the package housing of the package assembly of Figure 1 in its preassembled condition.

10 Figure 4 shows the package housing of Figure 3 with an array of products supported therein.

Figure 5 shows another embodiment of the package housing of Figure 1 in its preassembled condition with an array of products therein.

15 DETAILED DESCRIPTION OF THE PREFERRED EMBODIMENTS:

The present invention is directed to a package assembly which contains a plurality of consumable products in a package housing. The package housing is openable to allow dispensing of one or more products therefrom and is reclosable to contain and maintain the products therein. While the present invention is useful with a
20 wide variety of consumable product, it is particularly useful with respect to elongate gum slabs which are arranged in a side-by-side array.

Consumable product packages of this type are disclosed in commonly assigned U.S. Patent 7,159,717, entitled "Gum Package Design with Two Separate Compartments".

25 Moreover, the present invention discloses consumable product packages of the type shown in commonly assigned U.S. Patent Application Publication 2005-0255197 entitled "Gum Slab Package Having Insertable Product Retention Member", and also shown in commonly assigned U.S.

Patent Application Publication 2005-0255198 entitled "Gum Slab Package With Flap Retention".

Referring now to Figures 1 and 2, the present invention provides a packaging assembly 10 which supports therein an array 12 of gum slabs 14. Gum slabs 14 are typically elongate rectangularly shaped members which may optionally include wrappers (not shown in Figure 2) individually around each gum slab. The gum slabs are arranged in a side-by-side fashion to form array 12. The gum slabs 14 are supported in the array in a package housing 16. The package housing 16 includes a front wall 18, an opposed back wall 20, a bottom wall 22, and opposed side walls 24 and 26. As will be described in further detail hereinbelow, the package housing is formed from die cut paperboard, which is folded in a well known manner to form the configuration shown in Figures 1 and 2. The package housing 16 is folded such that it provides an open upper end 28 which defines a dispensing opening. The back wall 20 includes an upwardly extending foldable cover 30 which may be folded over the open upper end to close the opening and contain the slabs 14 within the package housing 16. A slit 32 positioned in the front wall 18 allows the distal edge 34 of cover 30 to be inserted therein for reclosing purposes. Additionally, it is contemplated that the package is provided in the condition shown in Figure 1 with the cover 30 adhesively secured to the front wall 18. Once the adhesive securement is removed to dispense the first gum slab, the flap may be reclosed by inserting it into the slit 32.

It is also contemplated that the package housing 16 may be covered by a plastic wrap (not shown) which encloses and protects the package and during shipping and prior to sale and use.

As will be described in further detail hereinbelow, it is contemplated that the array 12 of slabs 14 will be removably retentively supported within the package housing 16 so that it permits easy removal of one or more gum slabs while maintaining the remainder of the gum slabs in the package housing. Furthermore, it is contemplated that the technique for releasably supporting the slabs 14 within the package housing will permit the slabs 14 to maintain their position within the housing even after removal of one or more of the adjacent gum slabs so as to prevent the gum slabs from tilting or falling over in the package or falling out from the package.

Referring now to Figures 3 and 4, a preferred embodiment of the present invention is shown. With respect to the present embodiment, similar reference numerals denote similar elements with 100 added to the reference numerals of Figure 1 and 2 to denote the present embodiment.

5

Figure 3 shows package housing 116 of the package assembly 110 in its preassembled condition. Package housing 116 is formed from a die cut paperboard and is provided in a flat configuration which may be folded from the flat configuration shown in Figure 3 into the configuration shown in Figures 1 and 2. The package housing 116 is shown to have the back wall 120, a foldable front wall 118, foldable side walls 124 and 126 and a foldable cover 130.

10

As particularly shown in Figure 4, package assembly 110 includes an array 112 of gum slabs 114 which are supported within package housing 116. The gum slabs 114 are further contained within a band 131. Band 131 may be formed of a wide variety of materials including paper, foil or combinations thereof.

15

In the present illustrative, the band 131 is formed into a pouch or U-shaped configuration having opposed front and back walls, side walls and a bottom wall. The array 112 of gum slabs 114 is positioned within the band with the aligned lower ends thereof contained within the U-shaped band. While a U-shaped band is shown herein, other configurations may be employed.

20

Referring again to Figure 3, back wall 120 has positioned thereacross an adhesive location in the form of a longitudinal adhesive wall strip 125. The wall strip 125 extends across the back wall 120 so as to be engagable with the array 112 of gum slabs 114 so as to provide adhesive securement thereto. The wall strip 125 is preferably positioned adjacent the upper portion of back wall 120 so as to engage the slabs 114 along an upper end thereof. It is contemplated that the adhesive provided for the adhesive location is a releasable adhesive which will retentively support the slabs 114 thereon, but which can be easily overcome so as to permit removal of the gum slabs therefrom. Wax is a well known releasable adhesive.

25
30

Furthermore, a front foldable cover 118 may also include an adhesive location defined by an adhesive flap strip 127. The flap strip is positioned so that when the front wall 118 folded in a manner shown in Figure 2, the flap strip 127 is engagable with the gum slabs 114

in the U-shaped band 131. Again, the flap strip 127 extends transversely across the cover so as to be engagable mutually across the array 112 of gum slabs 114. It is contemplated that the positioning and width of the flap strip 127 may be selected so that the strip can engage the individual gum slabs 114 extending from the band 131 alone without engaging the band 131, or can be positioned so that it engages the band 131 alone without engaging the gum slabs or, in the further alternative, can be of sufficient width that it mutually engages both the band 131 and the gum slabs 114 simultaneously.

In addition, as shown in dotted lines in Figure 1, the adhesive wall strip 125a may be positioned and be of sufficient width to engage both the gum slabs 114 and the band 131 simultaneously.

The use of the adhesive strips 125 and 127 independently result in holding of the array 112 of gum slabs 114 within package housing 116 and permit individual removal therefrom.

While the adhesive is a releasable adhesive permitting easy removal of the gum slabs therefrom, the adhesive retention is such that even where adjacent gum slabs are removed, the remaining gum slabs will not tilt or tend to fall out of the package.

Referring now to Figure 5, a further embodiment of the present invention is shown. With respect to the present embodiment, similar reference numerals denote similar elements with 200 added to the reference numerals of Figures 1 and 2 to denote the present embodiment.

Figure 5 shows the package assembly 210 of package housing 216 in its preassembled condition. Package housing 216 is formed from a die cut paperboard which may be folded from its flat configuration shown in Figure 5 into the configuration shown in Figures 1 and 2. The package housing 216 is shown to have the back wall 220, a foldable front wall 218, foldable side walls 224 and 226 and a foldable cover 230.

The package housing 216 supports an array 212 of gum slabs 214 against the interior surface of the back wall 220. In the present illustrative embodiment, the gum slabs may be either unwrapped or individually wrapped with wrappers. The gum slabs 214 are supported

against the interior surface of back wall 220 without the benefit of any adhesive securement thereto. The front wall 218 includes an adhesive location in the form of a longitudinal adhesive strip 227 therealong. When the preassembled housing is assembled into the configuration of Figure 2 and the front wall 218 is folded, the adhesive strip 227 will make
5 adhesive contact with the gum slabs transversely thereacross.

As the adhesive forming the adhesive location is releasable adhesive, it will allow for removable retentive engagement of the individual gum slabs from the package housing 216. Such releasable retention allows the gum slabs to be individually removed from the package
10 while retaining gum slabs in place even after removal of an adjacent gum slab.

The embodiment of Figure 5 employs a single adhesive location on the front wall 218 and achieves adhesive retention without the need of a band (Figure 3) supporting the array
15 212 of gum slabs 214.

Having described the preferred embodiments herein, it should now be appreciated that variations may be made thereto without departing from the contemplated scope of the invention. Accordingly, the preferred embodiments described herein are deemed illustrative rather than limiting, the true scope of the invention being set forth in the claims appended
20 hereto.

WHAT IS CLAIMED IS:

1. A package assembly for individual elongate consumable products comprising:
 - 5 a plurality of said products arranged in a side-by-side array;
 - a package housing for supporting said array of products, said package housing including a back wall and a foldable front wall, said front wall having an adhesive location in engagement with said plurality of products of said product array for releaseably adhesively retaining said array of products in said package
 - 10 housing; and a band surrounding said array of products, said band holding said products in removable frictional retention.

2. A package assembly of claim 1 wherein said adhesive location is a first adhesive strip and said first adhesive strip is in engagement with said band for
- 15 adhesively supporting said band in said package housing.

3. A package assembly of claim 1 wherein said back wall of said package housing includes a second adhesive strip therealong.

- 20 4. A package assembly of claim 3 wherein said second adhesive strip is engagable with said product array extending from said band for adhesively retaining said products therein.

5. A package assembly of claim 3 wherein said second adhesive strip is
- 25 engagable with said band for supporting said band in said package housing.

6. A package assembly of claim 3 wherein said second adhesive strip is mutually engagable with said products extending from said band and with said band.

7. A package assembly of claim 1 wherein said band is in the form of a U-shaped pouch, said pouch supporting the end of said products of said array.
- 5 8. A package assembly of claim 1 wherein said band is formed from material including paper, foil and combinations thereof.
9. A package assembly of claim 1 wherein said adhesive location includes a releasable adhesive.
- 10
10. A package assembly of claim 9 wherein said releasable adhesive is wax.
11. A package assembly of claim 1 wherein said adhesive location is a first adhesive strip and said first adhesive strip is mutually engagable with said band
- 15 and said products extending from said band.

1/3

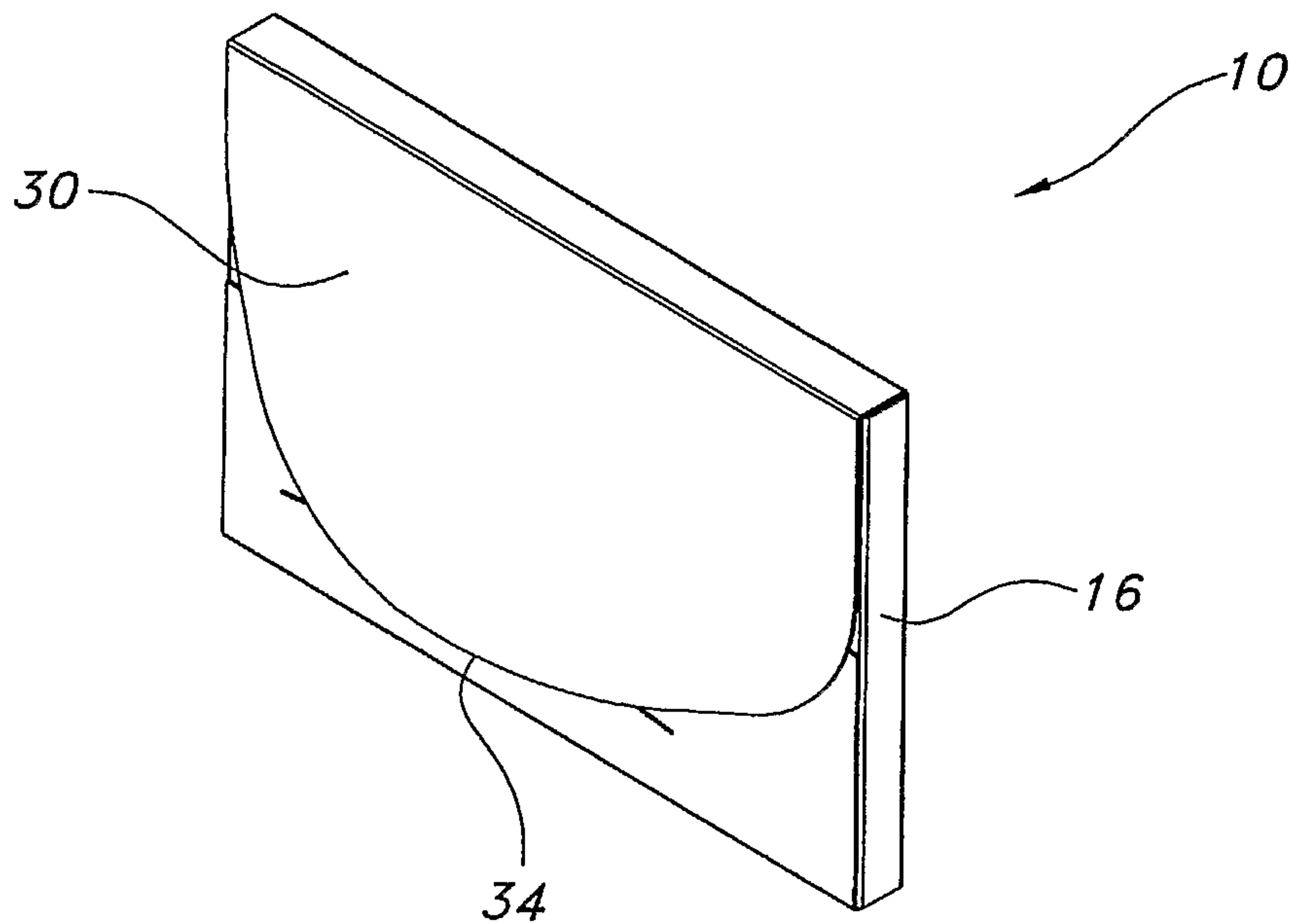


FIG. 1

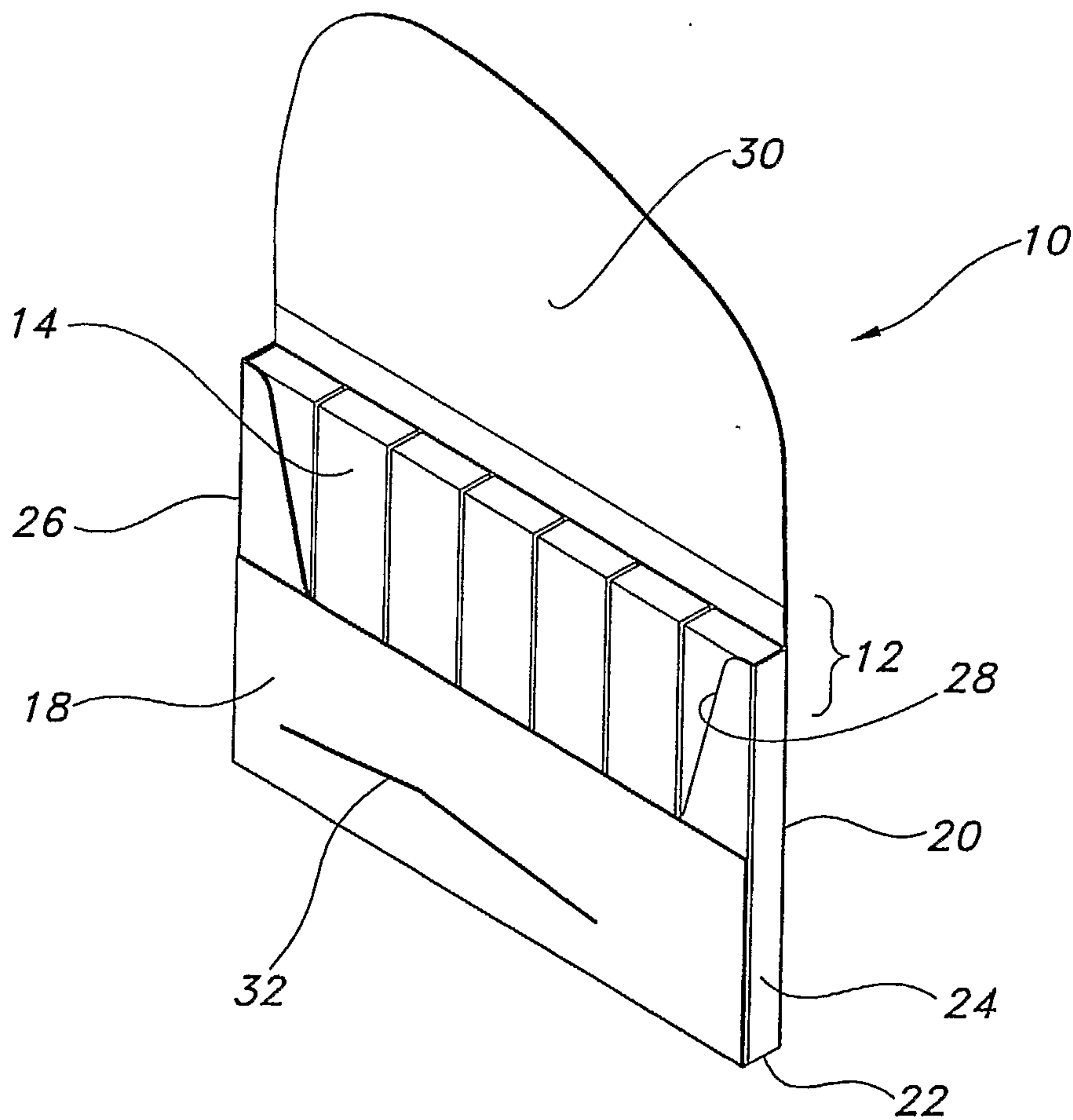


FIG. 2

+

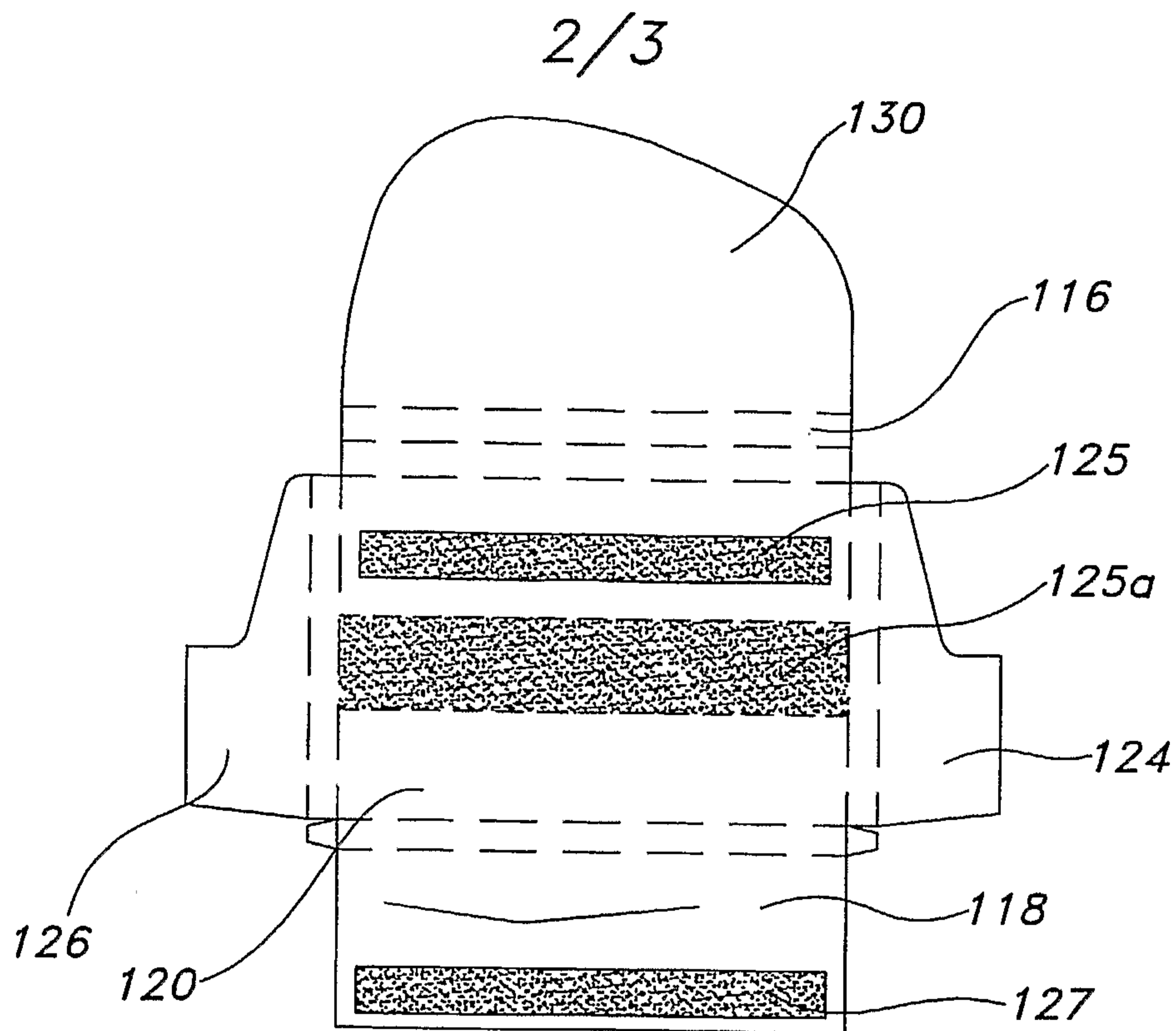


FIG. 3

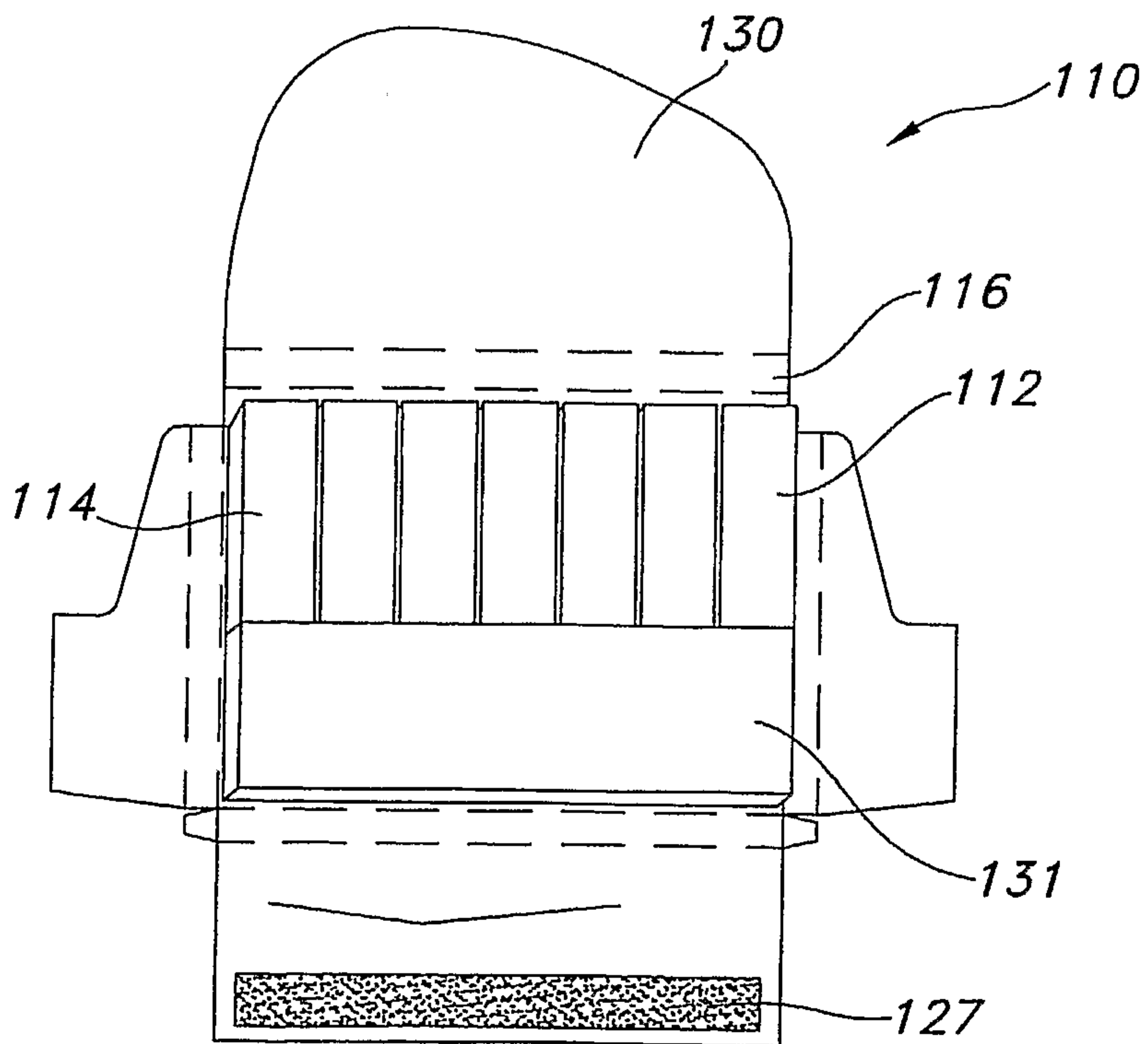


FIG. 4

3/3

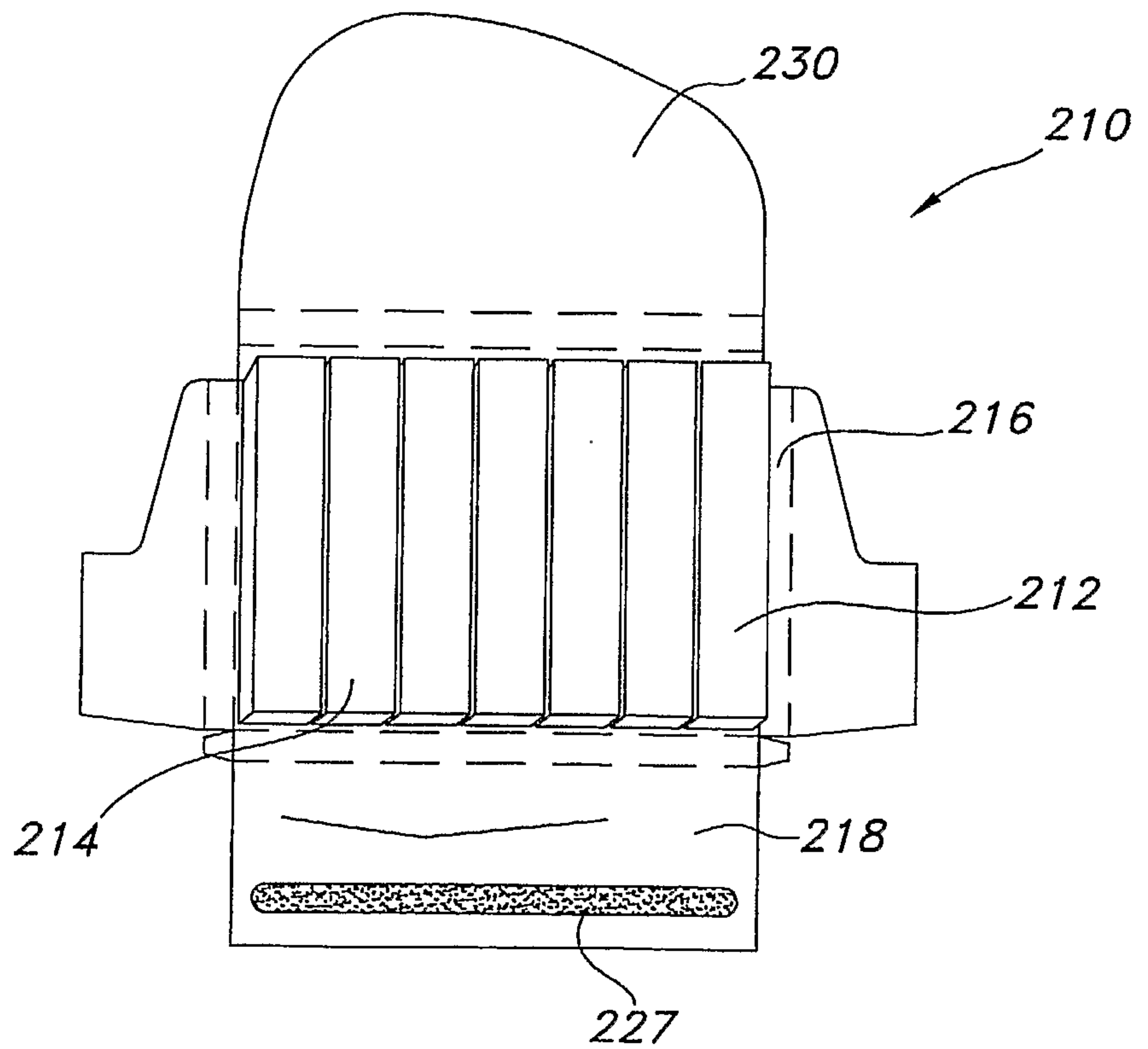


FIG. 5

