



US00D743138S

(12) **United States Design Patent**
Sun Ting Kung et al.

(10) **Patent No.:** **US D743,138 S**

(45) **Date of Patent:** **** Nov. 10, 2015**

(54) **WASTE RECEPTACLE**

(56)

References Cited

U.S. PATENT DOCUMENTS

(71) Applicant: **Rentokil Initial 1927 plc**, West Sussex (GB)

(72) Inventors: **Jeremy Sun Ting Kung**, Singapore (SG); **Michael Toh Chong Nam**, Singapore (SG); **Ryan Toh Kian Seng**, Singapore (SG); **Daze Lee**, Singapore (SG); **Danny Chu Wen Hing**, Singapore (SG); **Sit Wai Yong**, Singapore (SG); **Yazid Bin Ahmad**, Singapore (SG); **Chin Leong Kwek**, Singapore (SG); **Tsin Tsung Ooi**, Singapore (SG)

(73) Assignee: **RENTOKIL INITIAL 1927 PLC**, West Sussex (GB)

(**) Term: **14 Years**

(21) Appl. No.: **29/496,720**

(22) Filed: **Jul. 16, 2014**

D365,427 S	12/1995	Brightbill et al.	
D482,832 S	11/2003	Lin	
D488,604 S *	4/2004	Yang et al.	D34/9
D489,855 S *	5/2004	Tseng	D34/9
D517,763 S *	3/2006	Daams	D34/9
D517,766 S *	3/2006	Lin	D34/9
D518,266 S	3/2006	Yang et al.	
D530,874 S	10/2006	Lin	
D532,573 S	11/2006	Lin	
D533,703 S	12/2006	Lin	
D544,170 S *	6/2007	Lin	D34/9
D578,722 S *	10/2008	Yang et al.	D34/9
D586,069 S *	2/2009	Lin	D34/9
D586,070 S *	2/2009	Lin	D34/9
D588,320 S *	3/2009	Daams	D34/9
D625,068 S	10/2010	Shannon	
D627,122 S	11/2010	Meyerhoffer	
D629,172 S *	12/2010	Liao	D34/7
D629,173 S	12/2010	Liao	
D632,864 S *	2/2011	Yang et al.	D34/9
D635,319 S	3/2011	Meyerhoffer	
D639,009 S *	5/2011	Lin	D34/9
D644,806 S	9/2011	Yang et al.	

(Continued)

Primary Examiner — Cynthia Ramirez
(74) *Attorney, Agent, or Firm* — Merchant & Gould P.C.

(57)

CLAIM

The ornamental design for a waste receptacle, as shown and described.

DESCRIPTION

FIG. 1 is a perspective view showing our design;
FIG. 2 is a top plan view thereof;
FIG. 3 is a left side elevational view thereof;
FIG. 4 is a front elevational view thereof;
FIG. 5 is a right side elevational view thereof; and,
FIG. 6 is a rear elevational view thereof.
The portions shown in broken lines form no part of the claimed design.

Related U.S. Application Data

(62) Division of application No. 29/437,034, filed on Nov. 12, 2012, now Pat. No. Des. 712,611.

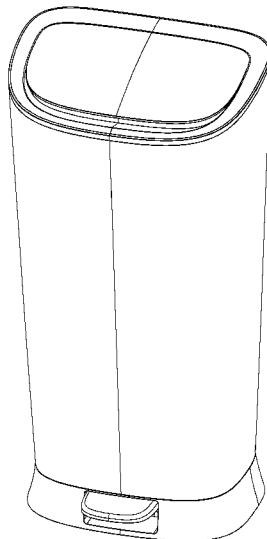
(51) **LOC (10) Cl.** **09-09**

(52) **U.S. Cl.**
USPC **D34/9**

(58) **Field of Classification Search**

USPC D34/1-11; 220/908, 908.1, 909, 911, 220/262, 263, 264
CPC B65F 1/068; B65F 1/06; B65F 1/04; B65F 1/163; B65F 1/1646; B65F 1/1623; B65F 1/16; B65F 1/1426; B23P 19/00
See application file for complete search history.

1 Claim, 6 Drawing Sheets



(56)

References Cited

U.S. PATENT DOCUMENTS

D644,807 S	9/2011	Yang		2005/0082196 A1*	4/2005	Lin	206/554
D648,500 S *	11/2011	Haimoff	D34/7	2010/0147865 A1*	6/2010	Yang et al.	220/810
D689,255 S	9/2013	Sun Ting Kung et al.		2011/0100997 A1*	5/2011	Gagnebin	220/495.04
D716,015 S *	10/2014	van de Leest	D34/9	2011/0272407 A1*	11/2011	Golcheh	220/495.06
				2012/0267362 A1*	10/2012	Horowitz et al.	220/4.01
				2012/0305561 A1*	12/2012	Haimoff	220/263
				2014/0246432 A1*	9/2014	Yang et al.	220/262

* cited by examiner




FIG. 1

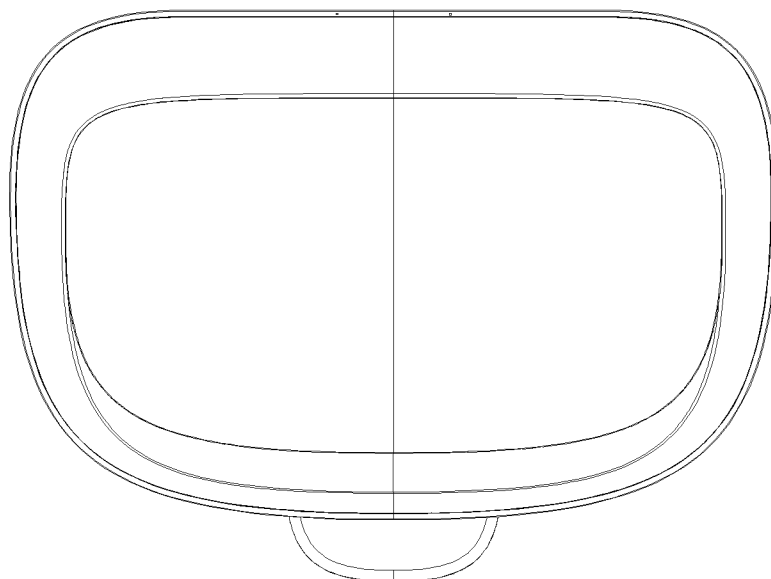


FIG. 2




FIG. 3




FIG. 4




FIG. 5




FIG. 6