



US00D803871S

(12) **United States Design Patent**
Kim

(10) **Patent No.:** **US D803,871 S**

(45) **Date of Patent:** **** Nov. 28, 2017**

(54) **DISPLAY SCREEN OR PORTION THEREOF WITH ANIMATED GRAPHICAL USER INTERFACE**

(71) Applicant: **salesforce.com, inc.**, San Francisco, CA (US)

(72) Inventor: **Yuseung Kim**, San Francisco, CA (US)

(73) Assignee: **salesforce.com, inc.**, San Francisco, CA (US)

(**) Term: **15 Years**

(21) Appl. No.: **29/574,140**

(22) Filed: **Aug. 12, 2016**

(51) **LOC (10) Cl.** **14-04**

(52) **U.S. Cl.**
USPC **D14/488**

(58) **Field of Classification Search**
USPC D14/485-488
CPC .. G06F 3/0481; G06F 3/0482; G06F 3/04842; G06F 3/0488; G06F 3/04817; G06F 3/04845; G06T 2200/24; G06Q 50/01; H04L 51/32; H04M 1/2477
See application file for complete search history.

(56) **References Cited**

U.S. PATENT DOCUMENTS

D633,921 S *	3/2011	Brinda	D14/486
D638,853 S *	5/2011	Brinda	D14/488
D641,372 S *	7/2011	Gardner	D14/486
D675,224 S *	1/2013	Lee	D14/488
D687,840 S *	8/2013	Arnold	D14/485
D695,780 S *	12/2013	Edwards	D14/488
D699,743 S *	2/2014	Arnold	D14/488
D736,246 S *	8/2015	Zhang	D14/488
D738,394 S *	9/2015	Chaudhri	D14/486
D743,999 S	11/2015	Villamor et al.	
D749,622 S *	2/2016	Chaudhri	D14/488
D754,169 S *	4/2016	Kaplan	D14/486
D755,224 S *	5/2016	Abbas	D14/488

D762,671 S *	8/2016	Chan	D14/485
D763,900 S *	8/2016	Jeon	D14/488
D768,676 S *	10/2016	Edwards	D14/486
D776,692 S *	1/2017	Armstrong	D14/486
D783,670 S *	4/2017	Gomez	D14/488
D790,569 S *	6/2017	Anzures	D14/486
D790,589 S *	6/2017	Hart	D14/488

(Continued)

OTHER PUBLICATIONS

U.S. Appl. No. 29/574,138, filed Aug. 12, 2016; Yuseung Kim.

Primary Examiner — Karen E Kearney

Assistant Examiner — Katherine A Holbrow

(74) *Attorney, Agent, or Firm* — Sterne, Kessler, Goldstein & Fox P.L.L.C.

(57) **CLAIM**

The ornamental design for a display screen or portion thereof with animated graphical user interface, as shown and described.

DESCRIPTION

FIG. 1 is a front view of a display screen or portion thereof with animated graphical user interface showing a first image of the claimed design;

FIG. 2 is a second image thereof;

FIG. 3 is a third image thereof;

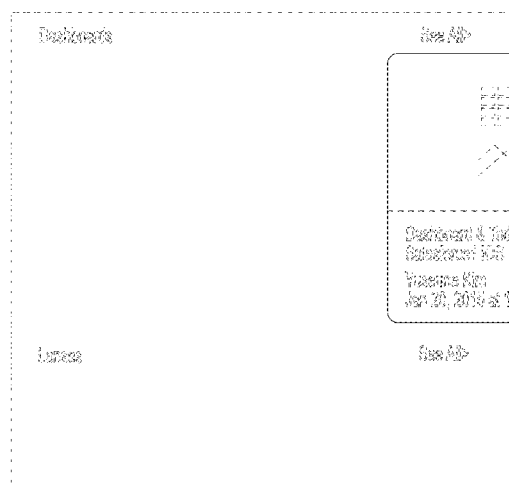

FIG. 4 is a fourth image thereof; and,

FIG. 5 is a fifth image thereof.

The outermost broken lines in FIGS. 1-5 show a display screen or portion thereof, and form no part of the claimed design. The other broken lines in FIGS. 1-5 show portions of the animated graphical user interface that form no part of the claimed design.

The appearance of the animated images transitions between the images shown in FIGS. 1-5. The process or period in which one image transitions to another forms no part of the claimed design.

1 Claim, 5 Drawing Sheets



(56)

References Cited

U.S. PATENT DOCUMENTS

2008/0155475	A1*	6/2008	Duhig	G06F 3/0482 715/830
2014/0189608	A1*	7/2014	Shuttleworth	G06F 3/0484 715/863

* cited by examiner

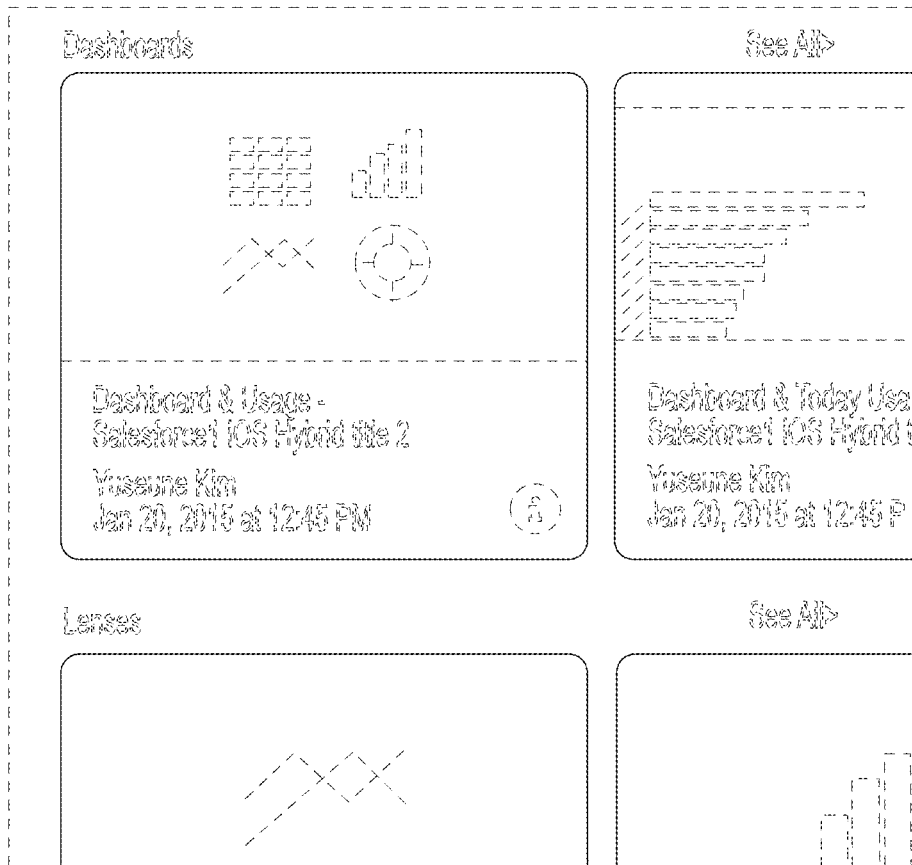


FIG. 1

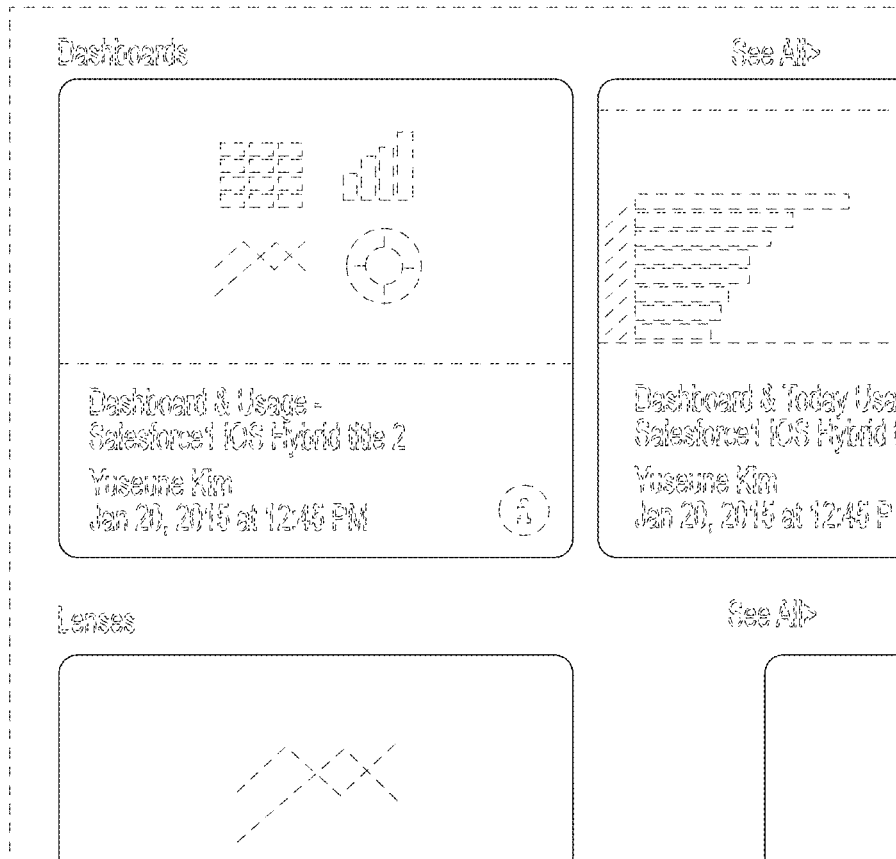


FIG. 2

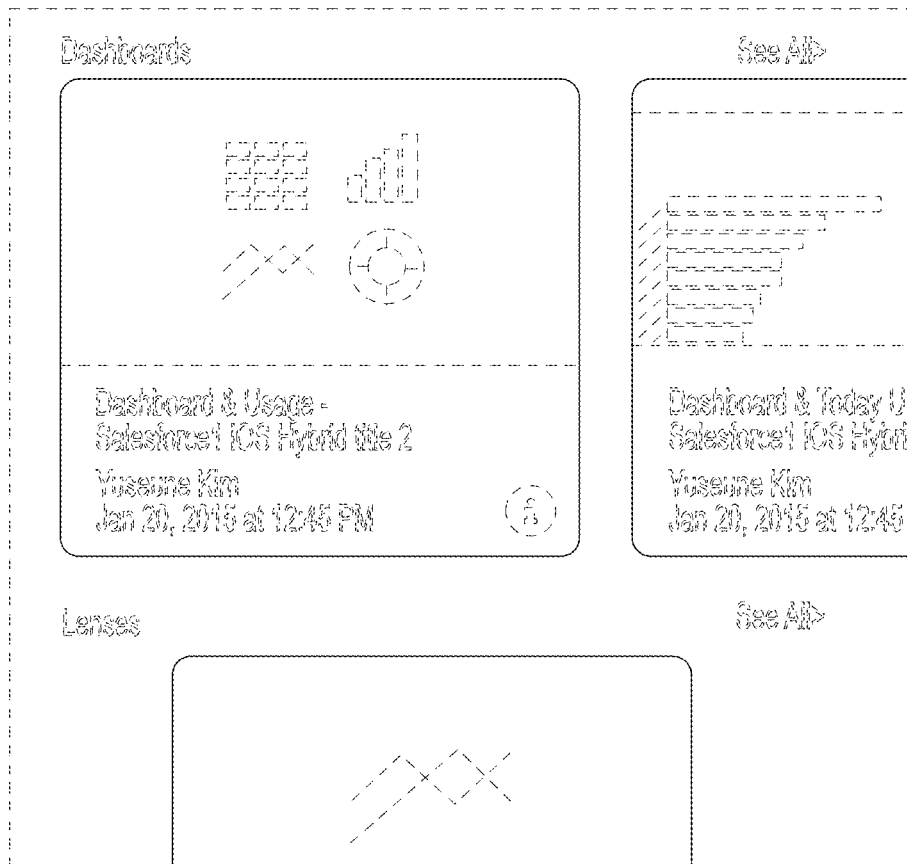


FIG. 3

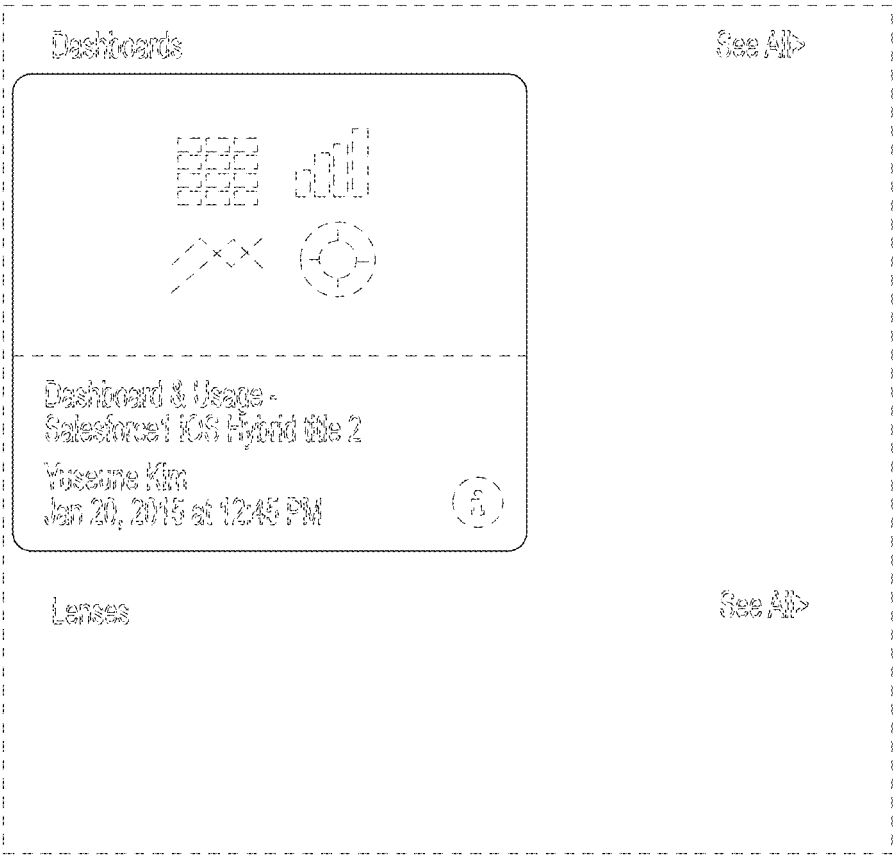


FIG. 4

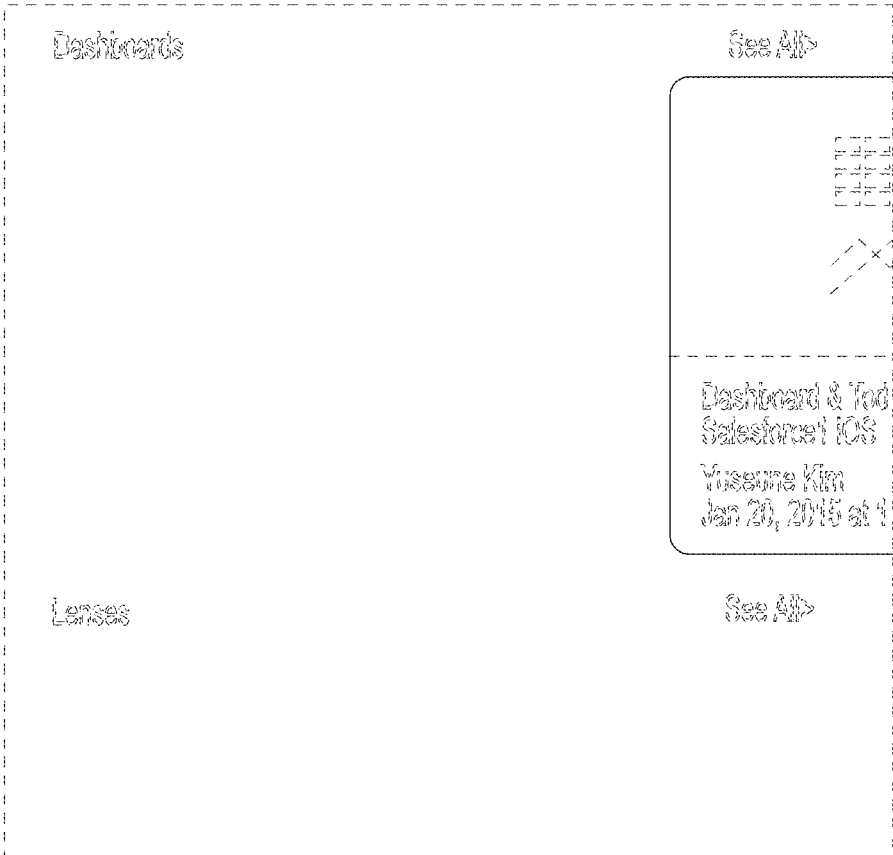


FIG. 5