



US00D412786S

United States Patent [19]
Killinger

[11] **Patent Number: Des. 412,786**

[45] **Date of Patent: ** Aug. 17, 1999**

[54] **CONTAINER**

[75] Inventor: **Timothy D. Killinger**, Madison, Wis.

[73] Assignee: **Flambeau Products Corporation**,
Middlefield, Ohio

[**] Term: **14 Years**

[21] Appl. No.: **29/093,399**

[22] Filed: **Sep. 10, 1998**

[51] **LOC (6) Cl.** **03-01**

[52] **U.S. Cl.** **D3/273; D3/294; D3/302;**
D9/423

[58] **Field of Search** D3/273, 272, 294,
D3/302; D9/420, 423, 424, 425; 206/503,
508; 220/337, 339, 376, 380

[56] **References Cited**

U.S. PATENT DOCUMENTS

D. 257,584	12/1980	Finkel	D9/423
D. 276,794	12/1984	Urion	D9/420
D. 278,412	4/1985	Yeung	D9/420
D. 289,262	4/1987	Goetz	D9/423

D. 330,161	10/1992	Schuh	D9/423
D. 350,880	9/1994	VanValkenburg et al.	D9/425
D. 371,962	7/1996	Petruzzi	D9/424
4,700,842	10/1987	Grusin	206/508
4,819,795	4/1989	Swaney	206/278

Primary Examiner—Philip S. Hyder
Attorney, Agent, or Firm—Michael Best & Friedrich LLP


[57] **CLAIM**

The ornamental design for a container, as shown and described.

DESCRIPTION

FIG. 1 is a top plan view of a container showing my new design;
FIG. 2 is a front elevational view thereof;
FIG. 3 is a bottom plan view thereof;
FIG. 4 is a right side elevational view thereof, the right side view being a mirror image of that shown;
FIG. 5 is a rear elevational view thereof; and,
FIG. 6 is a perspective view thereof.
The broken line portions of the disclosure are for illustrative purposes only and form no part of the claimed design.

1 Claim, 3 Drawing Sheets



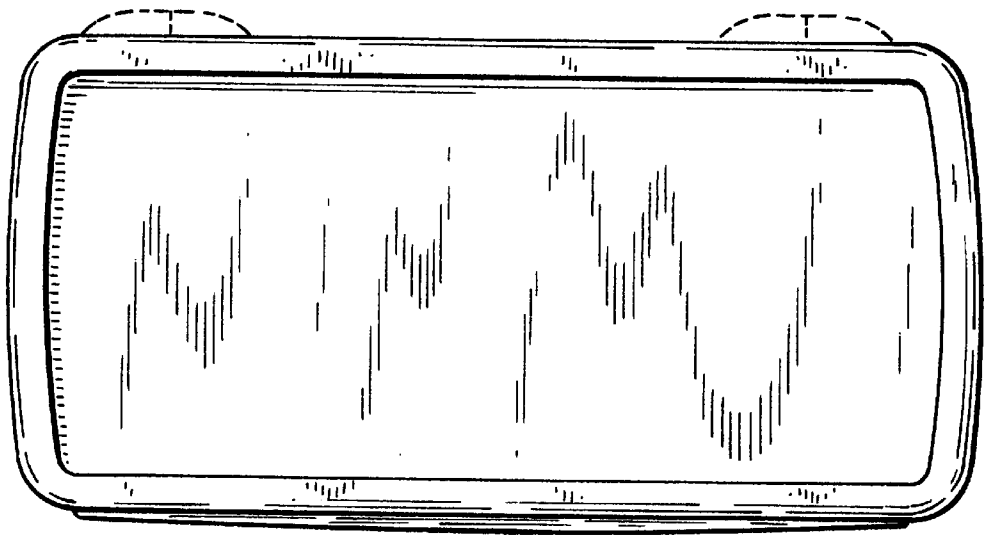


Fig. 1

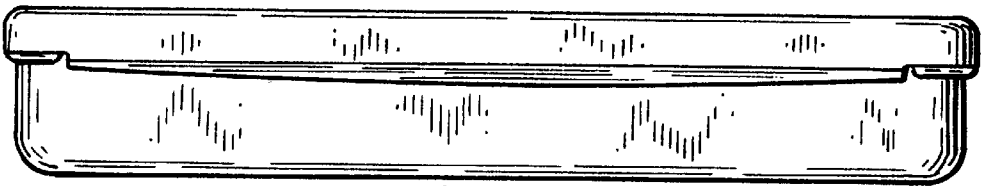
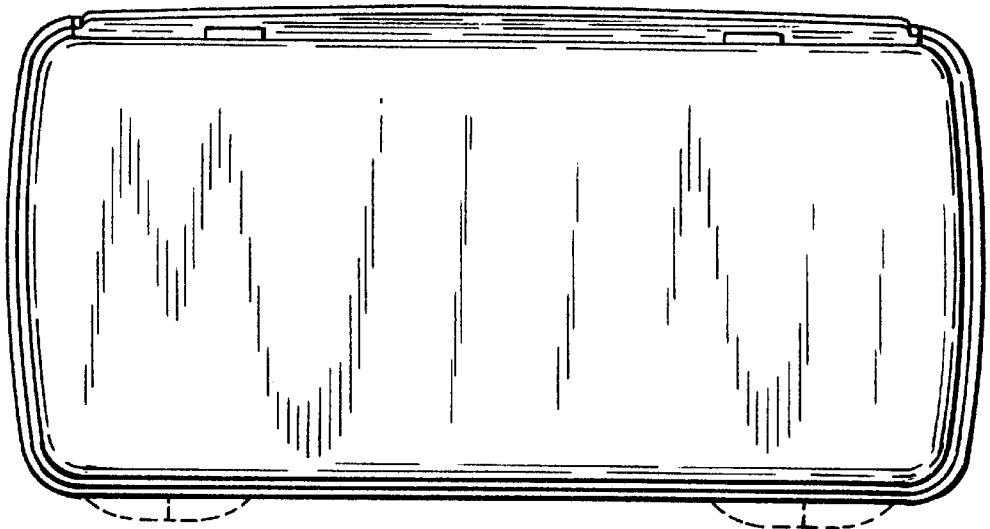


Fig. 2

Fig. 3



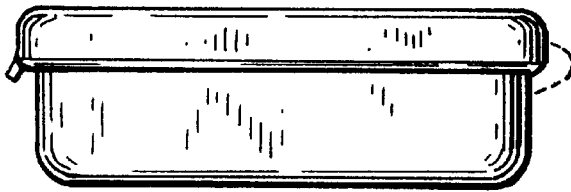


Fig. 4

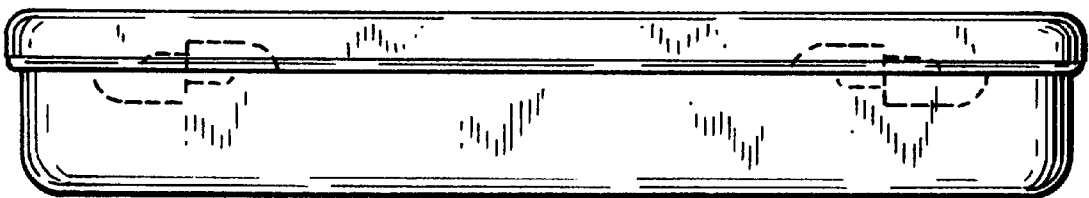


Fig. 5

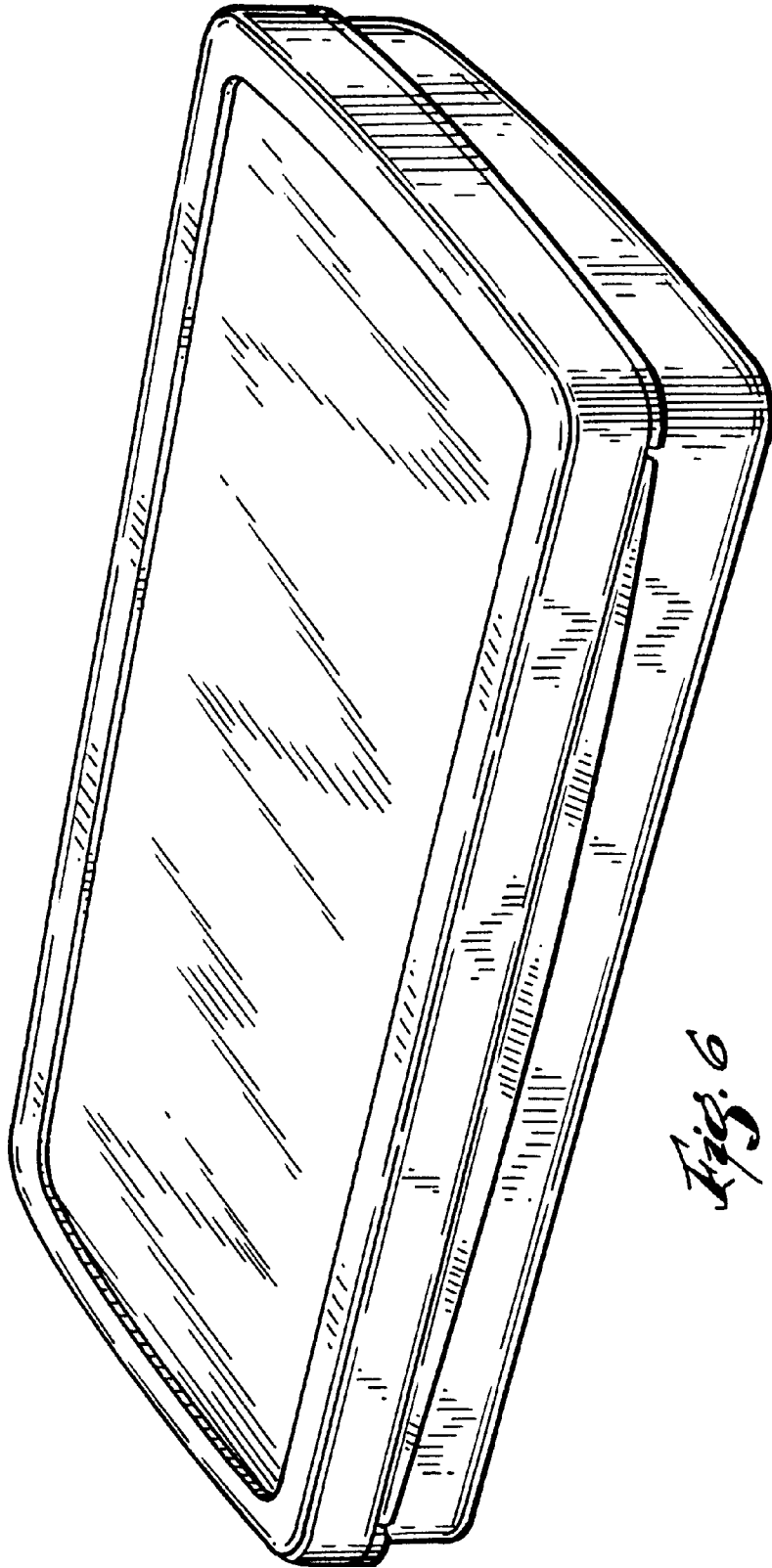


Fig. 6