United States Patent [19]

Womack et al.

[11] **Patent Number: Des. 298,568**

[45] **Date of Patent: ** Nov. 15, 1988**

[54] **KNEE ORTHOSIS WITH STRAP**

[75] Inventors: **Darryl L. Womack**, Lakewood; **Godfrey Harris**, Littleton, both of Colo.

[73] Assignee: **Scott Orthotic Labs, Inc.**, Denver, Colo.

[**] Term: **14 Years**

[21] Appl. No.: **836,602**

[22] Filed: **Feb. 27, 1986**

[52] **U.S. Cl.** **D24/64**

[58] **Field of Search** ..... D24/64; 128/80 C, 80 R, 128/80 A, 80 F, 80 H, 87 R, 88, 83.5, 89

[56] **References Cited**

U.S. PATENT DOCUMENTS

3,669,105	6/1972	Castiglia	128/80 C
4,632,098	12/1986	Grundei et al.	128/80 C

Primary Examiner—Wallace R. Burke

Assistant Examiner—Stella M. Reid

Attorney, Agent, or Firm—W. Scott Carson

[57] **CLAIM**

The ornamental design for a knee orthosis with strap, as shown and described.

DESCRIPTION

FIG. **1** is a front elevational view of a knee orthosis with strap showing our new design, the broken lines therein being top stitching.

FIG. **2** is a bottom plan view thereof taken along line **2—2** of FIG. **1.**

FIG. **3** is a rear elevational view thereof, the broken lines therein being top stitching.

FIG. **4** is a top plan view thereof taken along line **4—4** of FIG. **1.**

FIG. **5** is a side elevational view thereof taken along line **5—5** of FIG. **3,** the broken lines therein being top stitching.

FIG. **6** is a side elevational view thereof taken along line **6—6** of FIG. **3.**

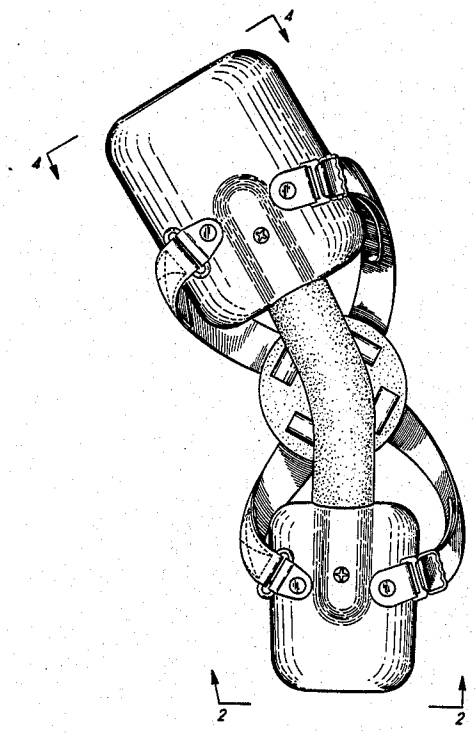

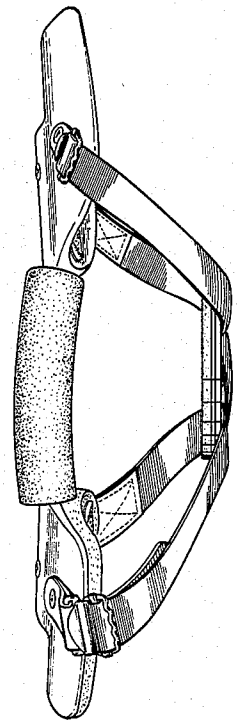

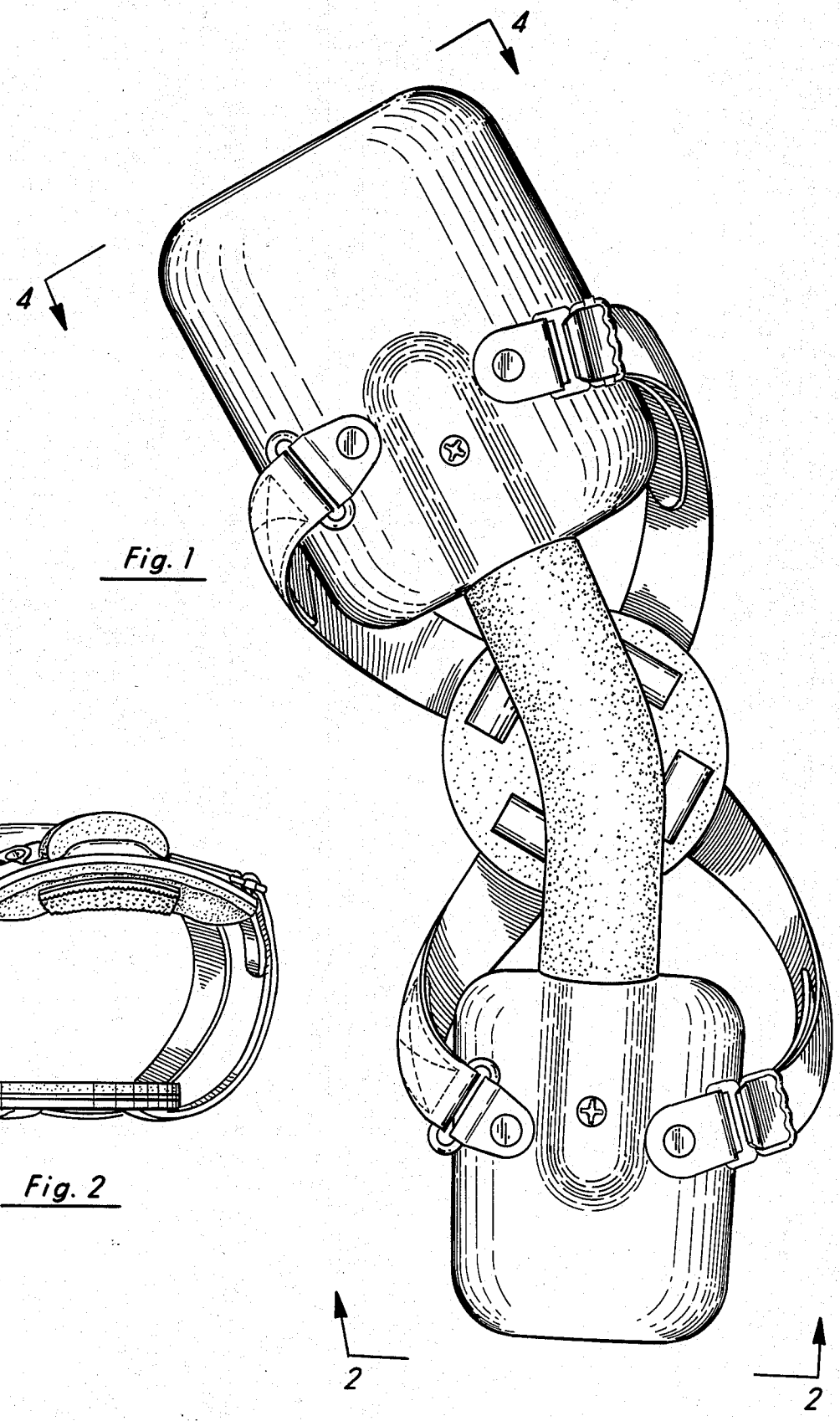

Fig. 1

Fig. 2

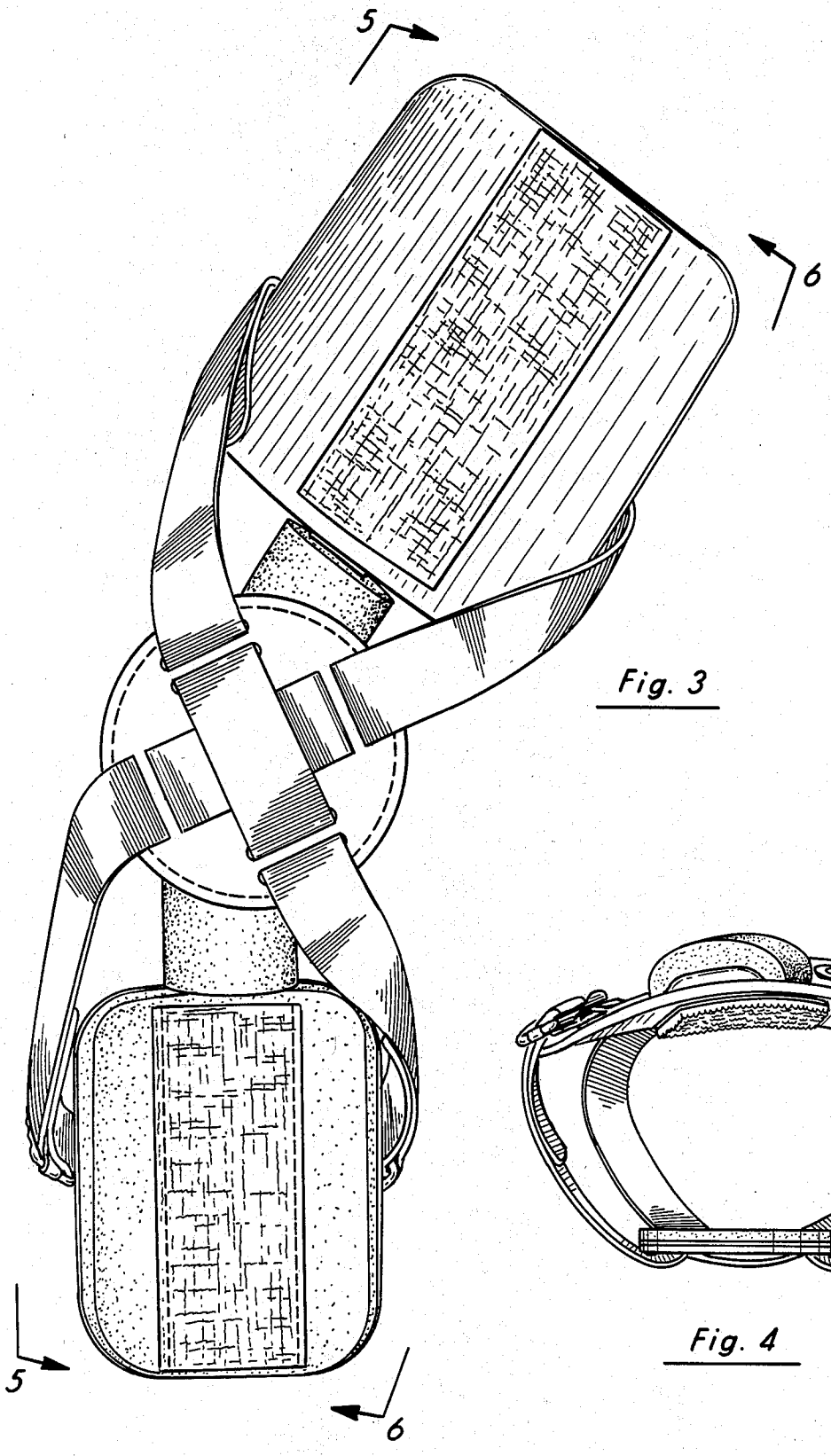

Fig. 3

Fig. 4

Fig. 5

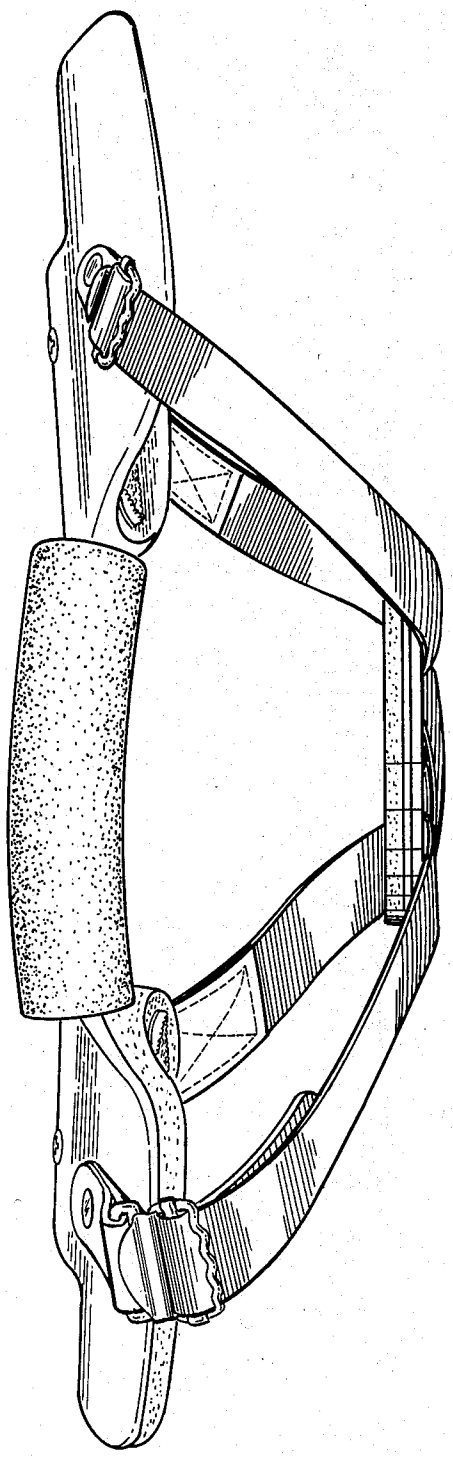

Fig. 6

