

A. D. FOWLER.
Children's Carriage.

No. 72,833.

Patented Dec. 31, 1867.

Fig. 3.

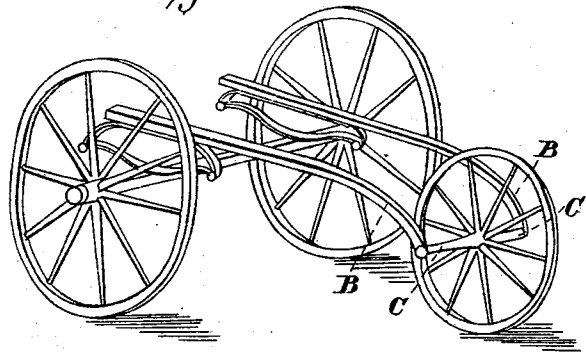


Fig. 1.

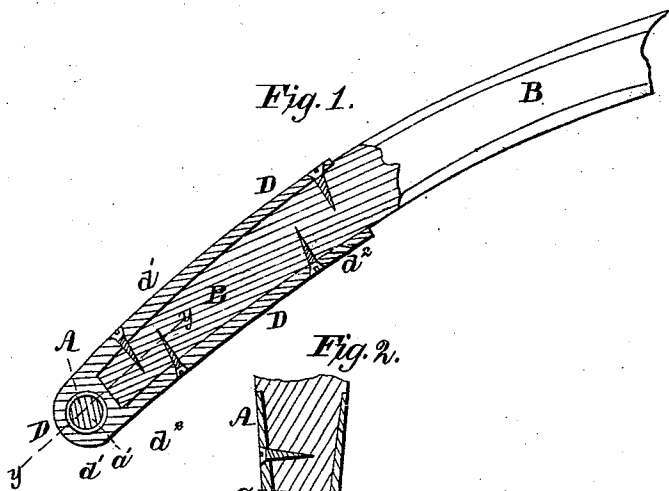
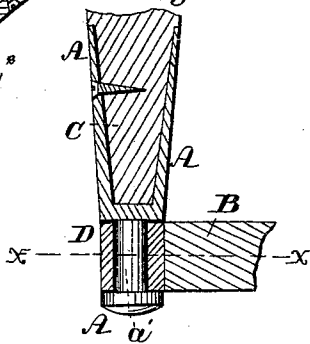


Fig. 2.



Witnessed,
The Justice
Wm. Freeman

Inventor,
A. D. Fowler
Per Myer S. Co.
Attorneys

United States Patent Office.

A. D. FOWLER, OF NEWARK, NEW JERSEY.

Letters Patent No. 72,833, dated December 31, 1867; antedated December 21, 1867.

IMPROVEMENT IN CHILDREN'S CARRIAGES.

The Schedule referred to in these Letters Patent and making part of the same.

TO ALL WHOM IT MAY CONCERN:

Be it known that I, A. D. FOWLER, of Newark, in the county of Essex, and State of New Jersey, have invented a new and useful Improvement in Children's Carriages; and I do hereby declare that the following is a full, clear, and exact description thereof, which will enable others skilled in the art to make and use the same, reference being had to the accompanying drawings, forming part of this specification, in which—

Figure 1 is a detail sectional view of the arm, to the end of which the fore wheel is pivoted, taken through the line *x x*, fig. 2.

Figure 2 is a detail sectional view of the same, taken through the line *y y*, fig. 1.

Figure 3 illustrates the application of my improvement.

Similar letters of reference indicate like parts.

My invention has for its object to improve the manner of attaching the fore wheel to the arms of the frame of children's carriages, wheel-barrows, &c.; and it consists in the construction of the spindle by means of which the wheel is pivoted to the frame, and in the construction of the bearing of the spindle.

A is the spindle, by means of which the fore wheel is pivoted to the arms B of the carriage-frame. The spindle A is cast hollow, as shown in fig. 2, to receive the end of the hub C of the wheel, to which it is secured by screws, or in some other convenient manner. The part *a'* of the spindle that revolves in the bearing D is cast with a head upon its outer end, as shown in fig. 2, making the connection between the wheel and the arms B more secure and substantial. The bearing or clip D, in which the spindle A revolves, is cast in two pieces, *d*¹ and *d*². The lower end of the part *d*¹ is made hook-shaped, as shown in fig. 1, and has a shoulder cast upon it, against which the lower end of the arm B rests. The lower end of the part *d*² is also cast with a shoulder upon it, and it keys into the part *d*¹, so as to form a continuous metallic bearing for the spindle. The lower end of the arm B rests against the shoulders cast upon the pieces or parts *d*¹ and *d*², and the said parts are secured to the said arm by screws, as shown in fig. 1. This construction makes a neater, firmer, and more substantial connection than when the wheel is connected to the arms in the ordinary manner.

What I claim as new, and desire to secure by Letters Patent, is—

1. The clip D, for children's carriages, constructed as described, consisting of the part *d*¹ upon the upper side of the arm B, cast with a shoulder upon it, the outer end passing around and embracing the part *a'* of the spindle, the part *d*² upon the under side of the arm B fitting against the shoulders of the part *d*¹, thereby forming a continuous bearing, as herein set forth, for the purpose specified.

2. The hollow spindle A, cast in one piece, and provided with the part *a'*, by which it is secured in the bearing of the clip D, as herein set forth, for the purpose specified.

The above specification of my invention signed by me, this 8th day of February, 1867.

A. D. FOWLER.

Witnesses:

JAMES T. GRAHAM,

JAS. A. SERVICE.